

BJC

General Catalogue

No. 155



Mechanism series



Smart Home



Reles



Assorted material



Cetac



Watertight surface-mounting



Assembled and connection boxes

100
100 YEARS
ALWAYS FORWARD

BJC

General Catalogue

Introduction

BJC Nexus

Mechanism
series

Relays

Assorted material

Cetact

Watertight mounting boxes,
connection boxes and accessories

Assembled and connection boxes

Technical information

Discontinued products
and reference index



BJC and ELKO EP

BJC is part of the European ELKO EP group, which specialises in innovative solutions for building automation and control. This alliance reinforces BJC's commitment to quality, design and technology, opening up new opportunities for international growth and development, without losing sight of the core values that define the brand.

BJC

100 years designing and manufacturing professional products for the electrical equipment sector with outstanding reliability and sleek, ergonomic designs. Our history is marked by innovation, industrial design and a strong commitment to quality.

Today, we are proud that all of our manufacturing still takes place in Spain, thus ensuring the quality, proximity, and sustainability of each of our products and components.

The reliability of our products is no accident. It is the result of a mindset of continuous improvement, attention to detail and a passion for getting things right from the start.



ELKO EP is a European group based in the Czech Republic. We are highly specialised in electronic and electromechanical solutions for smart homes, industrial automation and the hotel industry.

It has 16 sites that export to over 70 countries, combining state-of-the-art technology, in-house manufacturing in the EU and a proven track record in developing innovative products since 1993.

One of the group's strengths is innovation, especially in the design of one-way switches, electronic relays, and smart home and smart building solutions.



Figures and statistics



Specialised European manufacturing

SPECIALISTS IN ELECTRICAL SYSTEM CONTROL



470
employees in our holding company



AUTOMATED EUROPEAN PRODUCTION



STOCK AND COMMERCIAL AND TECHNICAL SUPPORT IN SPAIN



ELKO GROUP

- 2 design and production centres
- Directly present in 12 countries, with franchises in 6 other countries
- Sold in 70 countries



TWO R&D CENTRES

(Spain and Czech Republic)
40 engineers continuously developing and improving products



TEST LABORATORY

certified according to EN ISO/IEC17025



OUTSTANDING QUALITY,

allowing us to offer a 5-year warranty on our products



A long track record, always looking to the future

100 years of history. A century of innovation.

In 1926, in a small metal workshop, **Buenaventura Josa Camarasa** founded more than just a company; he made a commitment to excellence that continues to this day after 100 years. Our story is an ongoing quest: for the ability to evolve, to understand each new era and develop **real solutions for people**.


From those humble beginnings to becoming **industry leaders**, BJC has been a witness to and catalyst for a transformation in our spaces. A journey marked by key milestones, such as our historic decision in 1975 to focus on industrial design, under the guidance of **André Ricard**, who shaped our identity: reliability, stylish design and ergonomics.

Today, as part of the European group **ELKO EP**, our outlook is more global than ever, but we have remained true to our original spirit. We manufacture everything in Spain with the precision and quality that is only possible with **decades of experience and continuous innovation**.

We are marking our 100th anniversary, not only celebrating everything we have built, but also reaffirming our purpose: to continue designing the space where technology meets comfort.

“

Our history has been built on the rigour that comes with experience and a quest to continuously learn; a century of commitment to manufacturing solutions that now set the standard for quality in every home.



Our values

People creating solutions for people

At BJC, we are much more than a brand with a history. We are a team of dedicated people who have shared a common vision for 100 years: create solutions that improve the lives of those around us. These are the values that define us:

PEOPLE-CENTRIC

We work with and for people. Every product, every decision and every step we take is designed to make life easier for those who use, install and rely on our electrical mechanisms.

COMMITMENT TO QUALITY

The reliability of our products is no accident. It is the result of a mindset of continuous improvement, attention to detail and a passion for getting things right from the start.

SERVICE-ORIENTED

Our entire team, from the factory floor to the sales network, is dedicated to providing personal, agile, and efficient service. We listen to the client, understand their needs, and provide real answers.

RESPECT FOR THE ENVIRONMENT

We create value with responsibility. Our environmental policy prioritises resource efficiency and pollution prevention, without ever compromising quality or innovation.

TEAM PRIDE




The real driving force behind BJC is its people. Their involvement, professionalism and constant development have enabled us to grow, evolve and maintain our position as a brand recognised for its quality and responsibility.

Thanks to those of you who are part of this story - employees, customers, collaborators - we continue to build a future true to our values, with the same enthusiasm as when we began.



Tailored solutions

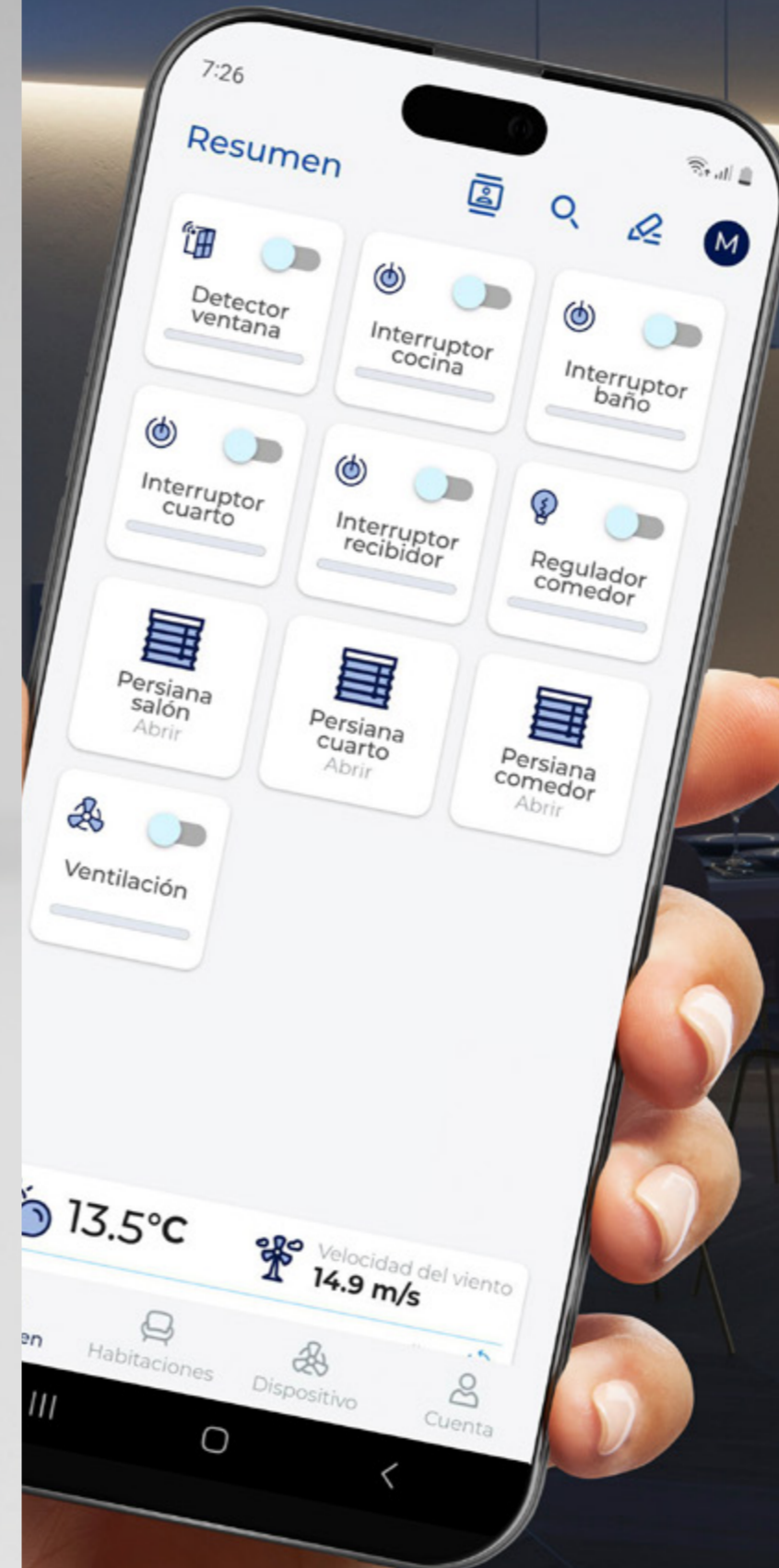
Choose the option that best suits your needs and combine it with your preferred design and material. Always with the BJC guarantee of safety and quality. Choose from over eight different designs and a wide range of finishes to create the perfect combination. You create, you choose. With BJC, your choices are limitless.

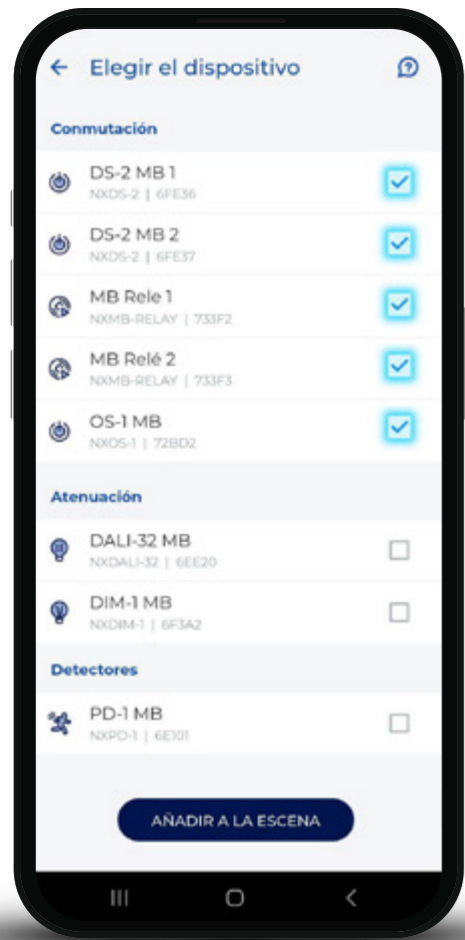
**Mega****Iris****Viva****Iris Plus****Style****Miro**

Connect with your home

With BJC Nexus, your home becomes part of you. BJC Nexus keeps the timeless look of the MIRO range: clean lines, refined surfaces, and a style that fits every home. But everything inside is brand new. Smarter electronics, smooth control, and full integration with the BJC Nexus app. So you don't have to choose between beauty and technology: now you can have both.

BJC Nexus connect with your home.





ADVANTAGES OF BJC NEXUS

We make it easy for you



WIRELESS SYSTEM

Easy to install and convert existing systems without the need for wiring thanks to its wireless system.



LOWER CONSUMPTION

BJC Nexus is an intelligent system designed for protection and energy efficiency.



VERSATILE LOOK

Based on the Miro range with clean lines and refined surfaces, you'll have numerous styling options.



FULL CONTROL

With BJC Nexus you can easily and efficiently control lights, blinds and sockets.



FROM ANYWHERE

Control your home with the app, whether you are at home or anywhere else in the world.



NO NEED FOR BUILDING WORK

The wireless push-buttons allow you to add a new light source control point without the need for building work.



CONNECTED MIRO

MIRO combines all your home devices in one ecosystem. Control it with the app, create scenes, or let the system adapt automatically to your routines.



The floating frame seems to be suspended in mid air, visual lightness.



The frame is only 8 mm high.



Square and compact switch diffuser, blue LED lighting.



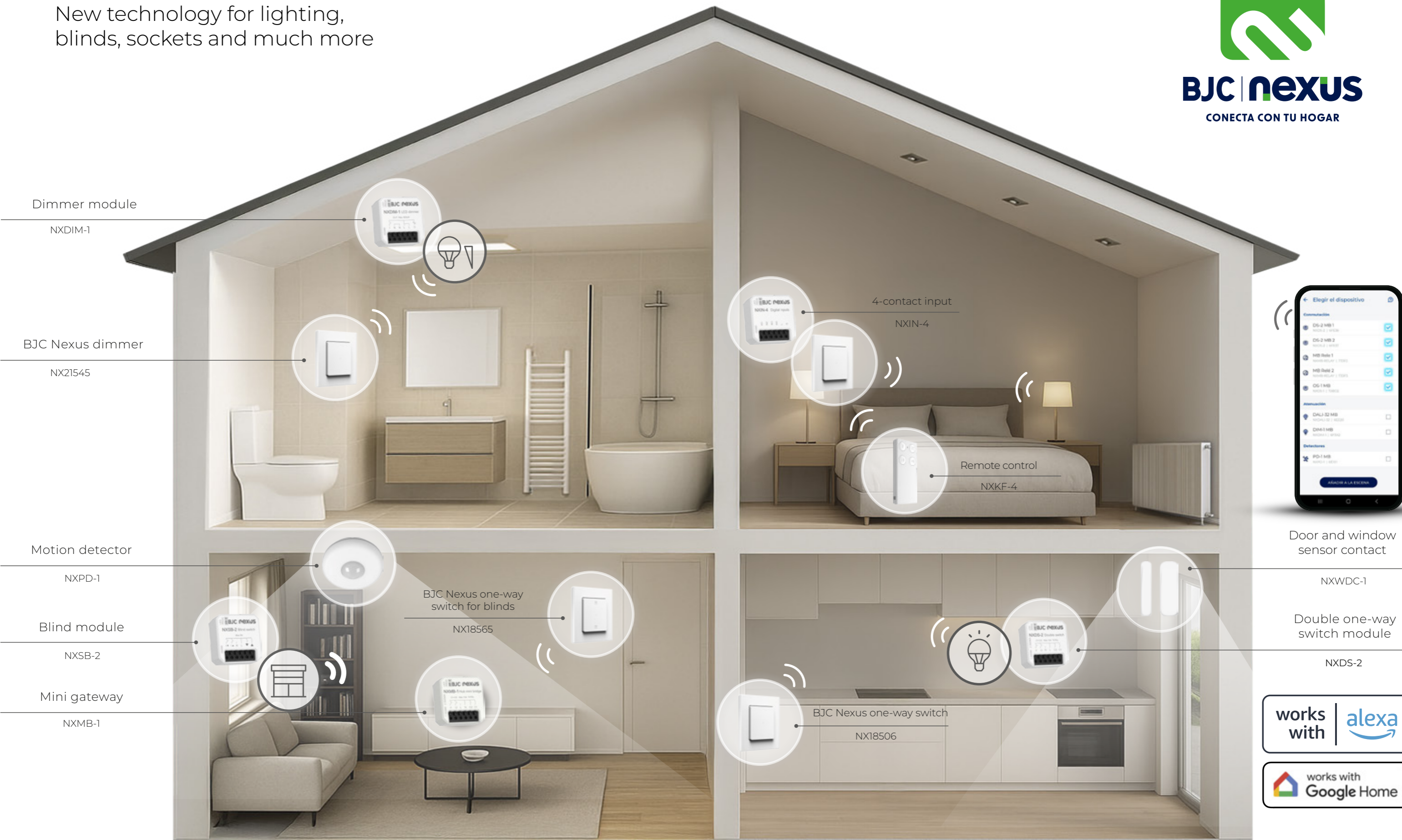
Switches with or without an embellisher, to be chosen by the interior designer.



BJC | nexus

SMART DEVICES

New technology for lighting, blinds, sockets and much more



Dimmer module

NXDIM-1

BJC Nexus dimmer

NX21545

Motion detector

NXPD-1

Blind module

NXSB-2

Mini gateway

NXMB-1

BJC Nexus one-way switch for blinds

NX18565

BJC Nexus one-way switch

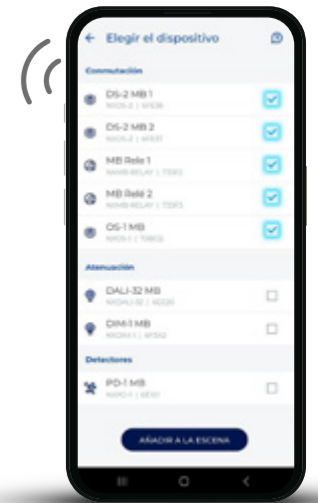
NX18506

4-contact input

NXIN-4

Remote control

NXKF-4



Door and window sensor contact

NXWDC-1

Double one-way switch module

NXDS-2



Silent power

BJC NEXUS brings elegance and convenience to your home without the need for renovations. Based on our tried-and-tested MIRO design, this fully wireless system controls lights, blinds, sockets, etc. all in a single, tidy ecosystem.



Smart flush-mounted mechanisms (with frame and switch)




One-way switch
NX59906



Universal dimmer
NX59949



Blind control
NX59965



Schuko socket
NX59924

Polar White mounted (available in other colours when purchasing the cover separately)

Smart flush-mounted mechanisms



One-way switch NX18506
Blinds NX18565
Universal LED light dimmer NX21545
Schuko NX18524

	Polar White	Aluminium Metallic	Carbon Metallic	Matt White	Matt Black
One-way switch	SM59705	SM59705-AM	SM59705-CM	SM59705-BM	SM59705-NM
Blind switch	SM59705	SM59705-AM	SM59705-CM	SM59705-BM	SM59705-NM
Dimmer switch	SM59765	SM59765-AM	SM59765-CM	SM59765-BM	SM59765-NM
Schuko cover	SM59724	SM59724-AM	SM59724-CM	SM59724-BM	SM59724-NM

Wireless sensors (battery powered)



Motion detector
NXPD-1



Door/window detector
NXWDC-1



Flood detector
NXSF-1



Remote control
NXKF-4

Surface push-buttons (battery powered)




Simple (2 buttons)
NX59939



Two-scene switch
SM59739-1



Day/night switch
SM59739-2



In/out switch
SM59739-3



Double (4 buttons)
NX59940



4-scene switch
SM59740-1

Polar White mounted (available in other colours when purchasing the cover separately)

Actuator modules



One-way switch
NXOS-1



Double one-way switch
NXDS-2



Blind module
NXSB-2



Module
NXDALI-32



Universal dimmer
NXDIM-1



4 digital inputs
NXIN-4

Gateways



Mini gateway + double one-way switch
NXMB-1



Desktop gateway
NXLAN-204



Discover the advantages of BJC Nexus in our video

Professional devices for smart homes



On/off

Instantly switch devices on or off, whether they be lights, sockets, or other connected devices.



Smart blind control

Open, close, or adjust your blinds for greater comfort, privacy or to get the exact right amount of sunlight.



Ambient lighting

Set the perfect brightness and colour to suit every mood. Create cosy evenings, bright mornings or vibrant workspaces with ease.



Socket control

Control any plugged-in device, from chargers to appliances, without leaving the sofa.



Installation requires no building work

BJC Nexus surface-mounted mechanisms can be installed without the need for any building work.



NXMB-1 mini gateway

The only solution of its kind on the market. Dual Wi-Fi relay with control inputs and a gateway for other BJC Nexus devices in a single unit.

Designed to suit any project



CONNECTED MIRO
Dimmer
Matt White




CONNECTED MIRO
One-way switch
Aluminium Metallic



CONNECTED MIRO
One-way switch for blinds
Carbon Metallic



CONNECTED MIRO
Schuko®
Polar White



CONNECTED MIRO
Double one-way switch
Carbon Metallic



CONNECTED MIRO
2-scene
Matt Black

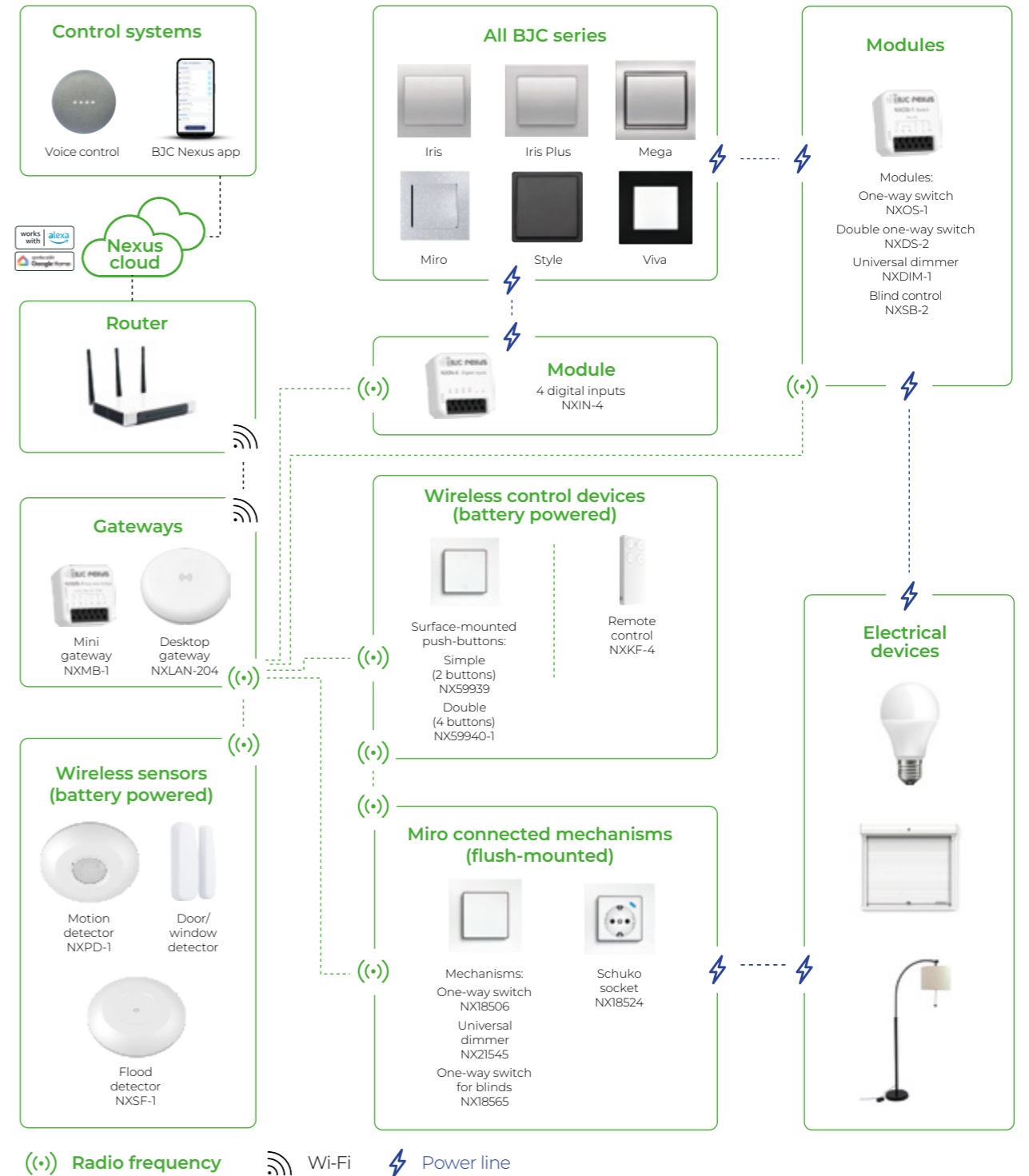


CONNECTED MIRO
Day/night scene
activation
Polar White



CONNECTED MIRO
Entry/exit scene
activation
Matt White

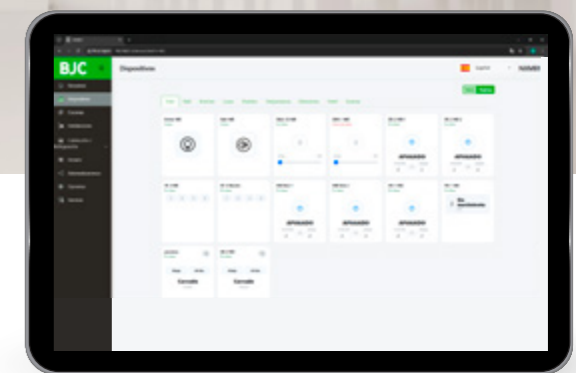
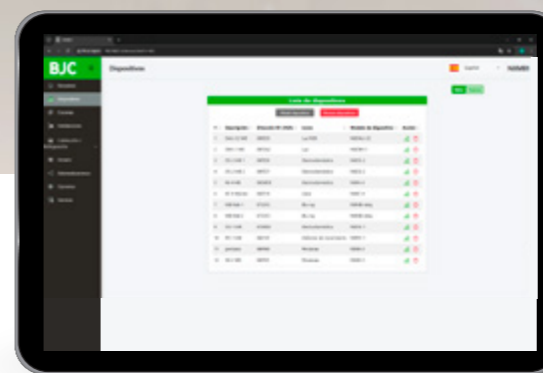
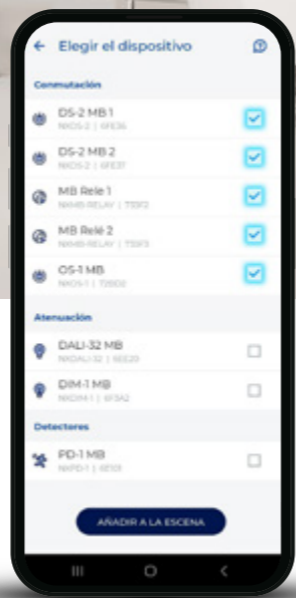
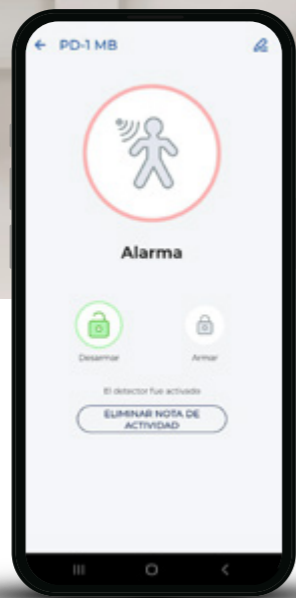
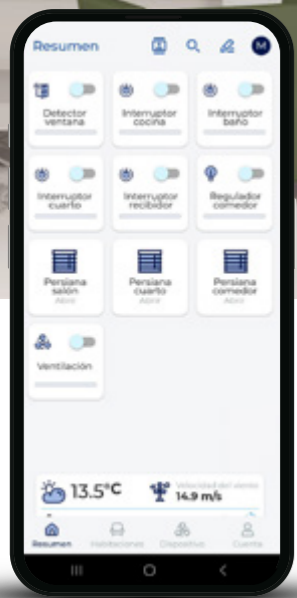
BJC NEXUS operating diagram



Radio frequency Wi-Fi Power line



Find out more
about BJC Nexus



BJC NEXUS APP

Synchronisation
Monitor and control your devices directly with the app, via time programming or scenarios.

Notifications
Thanks to the notifications, you'll know exactly what's going on in your home and the status of your appliances. Wireless devices also inform you of their battery status.

Classification
It organises the elements exactly how you need them, giving you control and a customised overview.

CLOUD-BASED FEATURES

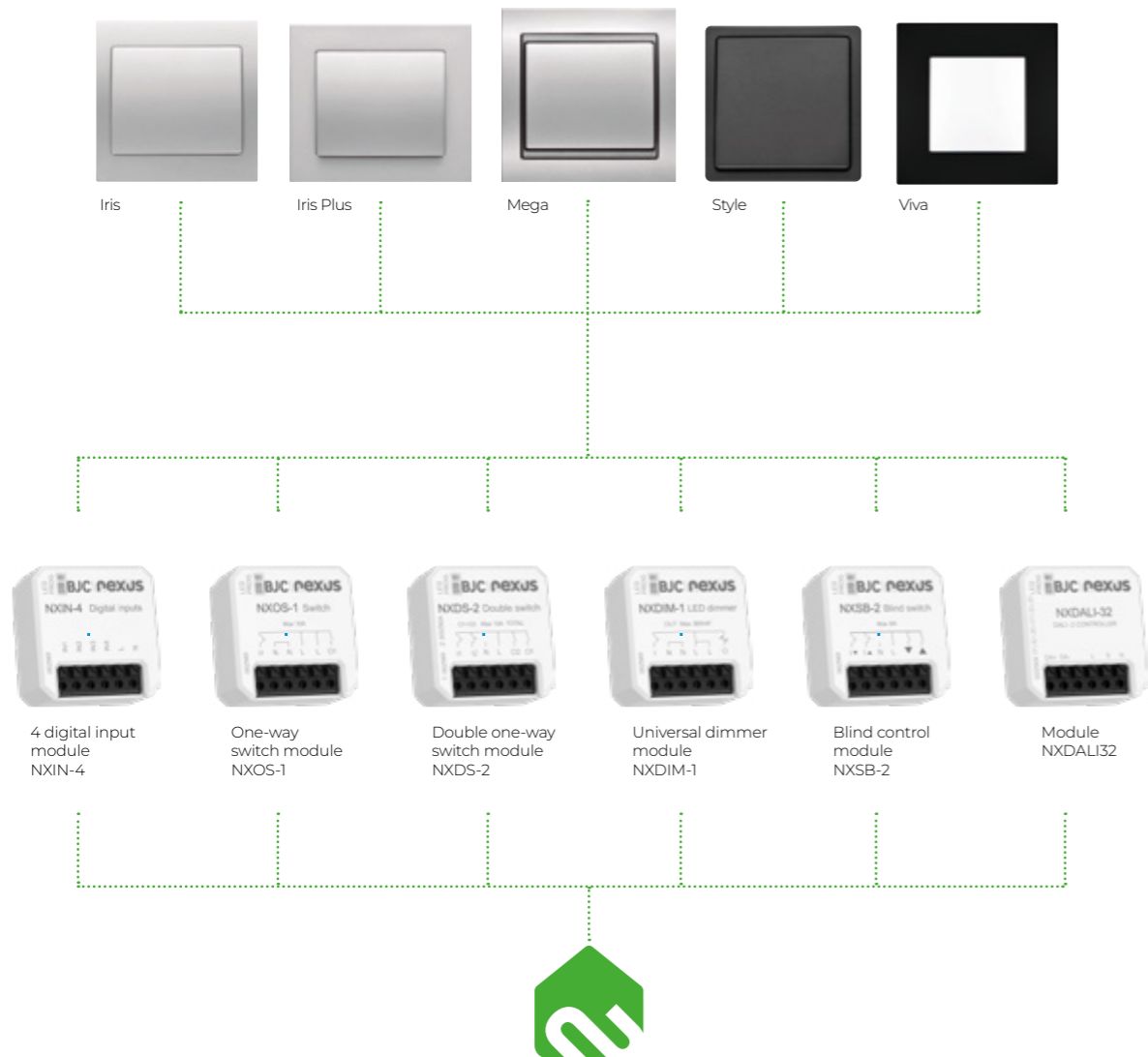
Intuitive control panel
Web application, suitable for control and monitoring on a PC or large screen.

Graphs
Simple graphs showing consumption or device performance over time.

Multi-level logic
Additional logic with conditioning for all devices and combinations of controllers and detectors.

COMPATIBILITY WITH ALL BJC SERIES

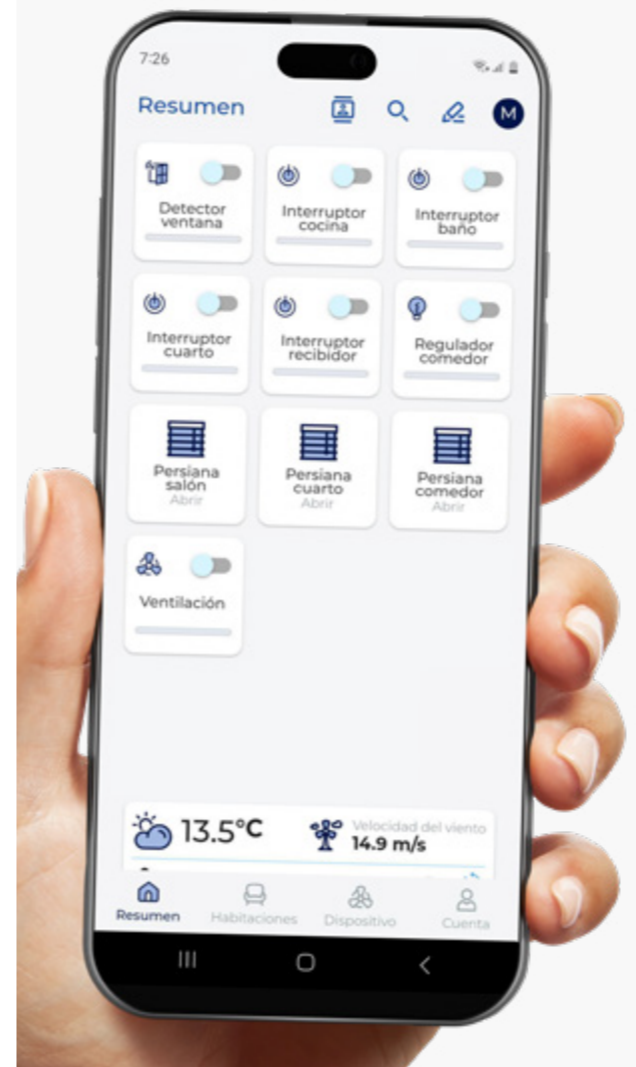
Combine the modules with any model in the BJC series to get your home connected.





APPLICATION AND DEVICE CONTROL

The BJC Nexus system provides full, easy control of your home from your mobile device using the dedicated app, as well as through compatible voice assistants such as Alexa or Google Home. This offers users maximum comfort and flexibility, with the ability to manage lights, blinds, sockets and scenes from anywhere, even when they are not at home.

With Nexus I can control my home and it's simple for my regular installer to quickly and reliably expand my system.



Download the BJC Nexus app







Connected Miro (with frame and switch)

Smart Home 







Connected one-way switch **NX59906**
 230 VAC 50 Hz, 10 A
 Screwed terminals
 160 m range (in open space).
 It can also be controlled manually with an external push-button.
 Includes connected mechanism, switch and single frame in Polar White
 Pack of 1

SWITCH			
			
METALLIC ALUMINIUM SM59705-AM	CARBON METALLIC SM59705-CM	MATT WHITE SM59705-BM	MATT BLACK SM59705-NM
Pack of 1	Pack of 1	Pack of 1	Pack of 1
Switch with embellisher			
SM59705-AMC	SM59705-CMC	SM59705-BMC	SM59705-NMC
Pack of 1	Pack of 1	Pack of 1	Pack of 1







Connected universal dimmer **NX59949**
 230 VAC 50 Hz
 Compatible with incandescent lamps (14-200 W AC), 230 V halogen lamps (14-150 W AC), 12 V halogen magnetic transformer (14-150 VA), 12 V halogen electronic transformer (14-150 VA), LED trailing edge RC (7-100 VA at 230 V AC), LED leading edge RL (7-20 VA at 230 V AC).
 Screwed terminals.
 Range: 160 m (in open space).
 It can also be controlled manually with an external push-button.
 Includes connected mechanism, switch and single frame in Polar White.
 Pack of 1

SWITCH			
			
METALLIC ALUMINIUM SM59705-AM	CARBON METALLIC SM59705-CM	MATT WHITE SM59705-BM	MATT BLACK SM59705-NM
Pack of 1	Pack of 1	Pack of 1	Pack of 1
Switch with embellisher			
SM59705-AMC	SM59705-CMC	SM59705-BMC	SM59705-NMC
Pack of 1	Pack of 1	Pack of 1	Pack of 1




Connected one-way switch for blinds **NX59965**
 230 VAC 50 Hz, 4 A $\cos \vartheta = 0.6$
 Screwed terminals
 Range: 160 m (in open space).
 Includes connected mechanism, switch and single frame in Polar White.
 Pack of 1

SWITCH			
			
METALLIC ALUMINIUM SM59765-AM	CARBON METALLIC SM59765-CM	MATT WHITE SM59765-BM	MATT BLACK SM59765-NM
Pack of 1	Pack of 1	Pack of 1	Pack of 1
Switch with embellisher			
SM59765-AMC	SM59765-CMC	SM59765-BMC	SM59765-NMC
Pack of 1	Pack of 1	Pack of 1	Pack of 1



Connected power socket with consumption measurement **NX59924**
 230 VAC, 50 Hz, 16 A
 Screwed terminals
 Range: 160 m (in open space).
 Can be switched on/off manually with a control button.
 Includes connected mechanism, cover and single frame in Polar White.
 Pack of 1






SOCKET COVERS			
			
METALLIC ALUMINIUM SM59724-AM	CARBON METALLIC SM59724-CM	MATT WHITE SM59724-BM	MATT BLACK SM59724-NM
Pack of 1	Pack of 1	Pack of 1	Pack of 1

Smart flush-mounted mechanisms

Smart Home 








Connected one-way switch **NX18506**
 230 VAC 50 Hz, 10 A
 Screwed terminals
 Range: 160 m (in open space).
 It can also be controlled manually with an external push-button.
 Compatible with BJC Miro frames
 Pack of 1

SWITCH				
				
POLAR WHITE SM59705	METALLIC ALUMINIUM SM59705-AM	CARBON METALLIC SM59705-CM	MATT WHITE SM59705-BM	MATT BLACK SM59705-NM
Pack of 1	Pack of 1	Pack of 1	Pack of 1	Pack of 1
Switch with embellisher				
SM59705-C	SM59705-AMC	SM59705-CMC	SM59705-BMC	SM59705-NMC
Pack of 1	Pack of 1	Pack of 1	Pack of 1	Pack of 1








Connected universal dimmer **NX21545**
 230 VAC 50 Hz
 Compatible with incandescent lamps (14-200 W AC), 230 V halogen lamps (14-150 W AC), 12 V halogen magnetic transformer (14-150 VA), 12 V halogen electronic transformer (14-150 VA), LED trailing edge RC (7-100 VA at 230 V AC), LED leading edge RL (7-20 VA at 230 V AC).
 Screwed terminals.
 Range: 160 m (in open space).
 It can also be controlled manually with an external push-button.
 Compatible with BJC Miro frames
 Pack of 1

SWITCH				
				
POLAR WHITE SM59705	METALLIC ALUMINIUM SM59705-AM	CARBON METALLIC SM59705-CM	MATT WHITE SM59705-BM	MATT BLACK SM59705-NM
Pack of 1	Pack of 1	Pack of 1	Pack of 1	Pack of 1
Switch with embellisher				
SM59705-C	SM59705-AMC	SM59705-CMC	SM59705-BMC	SM59705-NMC
Pack of 1	Pack of 1	Pack of 1	Pack of 1	Pack of 1








Connected one-way switch for blinds **NX18565**
 230 VAC 50 Hz, 4 A $\cos \vartheta = 0.6$
 Screwed terminals
 Range: 160 m (in open space).
 Compatible with BJC Miro frames.
 Pack of 1

SWITCH				
				
POLAR WHITE SM59765	METALLIC ALUMINIUM SM59765-AM	CARBON METALLIC SM59765-CM	MATT WHITE SM59765-BM	MATT BLACK SM59765-NM
Pack of 1	Pack of 1	Pack of 1	Pack of 1	Pack of 1
Switch with embellisher				
SM59765-C	SM59765-AMC	SM59765-CMC	SM59765-BMC	SM59765-NMC
Pack of 1	Pack of 1	Pack of 1	Pack of 1	Pack of 1



Connected power socket with consumption measurement **NX18524**
 230 VAC, 50 Hz, 16 A.
 Screwed terminals.
 Range: 160 m (in open space).
 Can be switched on/off manually with a control button.
 Compatible with BJC Miro frames.
 Pack of 1

SOCKET COVERS				
				
POLAR WHITE SM59724	METALLIC ALUMINIUM SM59724-AM	CARBON METALLIC SM59724-CM	MATT WHITE SM59724-BM	MATT BLACK SM59724-NM
Pack of 1	Pack of 1	Pack of 1	Pack of 1	Pack of 1






Surface-mounted connected Miro






Smart Home 













Surface-mounted connected push-button **NX59939**
 Powered by a 3 V battery, CR2032 (supplied).
 Secured by adhesive or screws in flush-mounting box.
 Range: 200 m (in open space)
 Includes connected mechanism, fixing base, frame and switch in Polar White.

Pack of 1

SURFACE-MOUNTED SMART SWITCH				
				
POLAR WHITE	METALLIC ALUMINIUM	CARBON METALLIC	MATT WHITE	MATT BLACK
SM59739	SM59739-AM	SM59739-CM	SM59739-BM	SM59739-NM
Pack of 1	Pack of 1	Pack of 1	Pack of 1	Pack of 1

SURFACE-MOUNTED SMART SWITCH WITH "1-2" SYMBOLS				
				
POLAR WHITE	METALLIC ALUMINIUM	CARBON METALLIC	MATT WHITE	MATT BLACK
SM59739-1	SM59739-1AM	SM59739-1CM	SM59739-1BM	SM59739-1NM
Pack of 1	Pack of 1	Pack of 1	Pack of 1	Pack of 1






SURFACE-MOUNTED SMART SWITCH WITH "DAY/NIGHT" SYMBOLS				
				
POLAR WHITE	METALLIC ALUMINIUM	CARBON METALLIC	MATT WHITE	MATT BLACK
SM59739-2	SM59739-2AM	SM59739-2CM	SM59739-2BM	SM59739-2NM
Pack of 1	Pack of 1	Pack of 1	Pack of 1	Pack of 1






SURFACE-MOUNTED SMART SWITCH WITH "INPUT/OUTPUT" SYMBOLS				
				
POLAR WHITE	METALLIC ALUMINIUM	CARBON METALLIC	MATT WHITE	MATT BLACK
SM59739-3	SM59739-3AM	SM59739-3CM	SM59739-3BM	SM59739-3NM
Pack of 1	Pack of 1	Pack of 1	Pack of 1	Pack of 1



Surface-mounted connected double push-button **NX59940**
 Powered by a 3 V battery, CR2032 (supplied).
 Secured by adhesive or screws in flush-mounting box.
 200 m range (in open space).
 Includes connected mechanism, fixing base, frame and switches in Polar White.

Pack of 1

SURFACE-MOUNTED DOUBLE SMART SWITCH				
				
POLAR WHITE	METALLIC ALUMINIUM	CARBON METALLIC	MATT WHITE	MATT BLACK
SM59740	SM59740-AM	SM59740-CM	SM59740-BM	SM59740-NM
Pack of 1	Pack of 1	Pack of 1	Pack of 1	Pack of 1

SURFACE-MOUNTED SMART DOUBLE SWITCH WITH "1-2-3-4" SYMBOLS				
				
POLAR WHITE	METALLIC ALUMINIUM	CARBON METALLIC	MATT WHITE	MATT BLACK
SM59740-1	SM59740-1AM	SM59740-1CM	SM59740-1BM	SM59740-1NM
Pack of 1	Pack of 1	Pack of 1	Pack of 1	Pack of 1

Actuator modules

Smart Home 



One-way switch module **NXOS-1**
 230 VAC 50 Hz, total load 8 A (2000 W)
 1 output
 Screwless terminal.
 200 m range (in open space).
 It can be controlled manually with an external push-button.

Pack of 1



Double one-way switch module **NXDS-2**
 230 VAC 50 Hz, total load 8 A (2000 W)
 2 outputs
 Screwless terminal.
 200 m range (in open space).
 Each output can be controlled manually with 1 separate external push-button for each of them.

Pack of 1



Blind module **NXSB-2**
 230 VAC 50 Hz, total load 2x8 A (2x2000 W)
 2 outputs
 Screwless terminal.
 Range up to 200 m (in open space).
 Each output can be controlled manually with 1 separate external push-button for each of them.

Pack of 1



DALI-2 controller module **NXDALI-32**
 100-230 VAC 50 Hz.
 DALI power supply output 16 V/100 mA. Can control up to 32 devices.
 Screwless terminal.
 Range up to 200 m (in open space).
 It can be controlled manually with an external push-button.

Pack of 1



Universal dimmer module **NXDIM-1**
 230 VAC 50 Hz
 Compatible with R, L, C, LED and ESL loads
 Maximum load 300 W
 Screwless terminal.
 200 m range (in open space).
 It can be controlled manually with an external push-button.

Pack of 1



4-input module **NXIN-4**
 230 VAC, 50 Hz.
 Screwless terminal.
 Range up to 200 m (in open space).
 Each of the four inputs allows the signal from a conventional push-button or switch to be sent to a BJC Nexus device.

Pack of 1

Gateways



Mini Wi-Fi gateway **NXMB-1**
 230 VAC 50 Hz, total load 10 A.
 2 outputs
 Screwless terminal.
 200 m range (in open space).
 Up to 70 BJC Nexus devices can be connected.
 Each output can be controlled manually with 1 separate external push-button for each of them.

Pack of 1



Desktop gateway **NXLAN-204**
 Power supply via 230 V/5 V power adapter (supplied).
 200 m range (in open spaces).
 Allows you to connect up to 70 BJC Nexus devices.

Pack of 1

Wireless sensors (battery powered)



Motion detector **NXPD-1**
 Powered by 2 x 1.5 V AA batteries (supplied).
 105° detection angle.
 Maximum sensing distance 12 m.
 Recommended working height: 2.4 m.
 Colour: White.

Pack of 1



Door and window sensor contact **NXWDC-1**
 Powered by 1 x 3 V CR2032 battery (supplied).
 Colour: White.

Pack of 1



Flood detector **NXSF-1**
 Powered by 2 x 1.5 V AAA batteries (supplied).
 160 m range (in open spaces).
 Colour: White.

Pack of 1



Remote control **NXKF-4**
 Powered by 1 x 3 V CR2032 battery (supplied)
 Each of the four buttons allows a signal to be sent to a BJC Nexus device.
 200 m range (in open spaces).
 Colour: White.

Pack of 1



BJC

Iris Iris Plus Mega

Which design do you prefer?

With the Iris, Iris Plus and Mega series, you can choose the most appealing combination. Three different series for you to express your own style.



Iris

Curves that transform

The smooth and fluid curves of the Iris series complement any style of decoration.



Iris Plus

Balance that inspires

A new straight-line frame that combines perfectly with the curved shape of the Iris switch.



Mega

You know what you want

The smooth, well-balanced curves of its metallic frames and the wide range of finishes are designed to meet the needs of the most demanding customers.




MEC 18

One single mechanism is suitable for all five luxury BJC series: Iris, Iris Plus, Mega, Style and Miro.


Its structure is ergonomically designed for easy, quick and hassle-free installation. Its compact mechanism makes use of all the space inside the flush-mounting box and facilitates cable routing. It is designed to ensure flawless installation.

- Our one-way and two-way 16A MEC18 switches allow many different applications with the same mechanism, reducing the number of items and references you need to stock.
- The galvanised steel fixing frames are treated to prevent corrosion, ensuring durable installation components.
- The fixing frames feature upper and lower profiles that facilitate assembly and ensure the mechanism is rigidly positioned.

The socket outlets feature child protection elements and use standard STAI connectors - an open safety screw system. Just connect and tighten. The screws close with a single operation. Their engraved floating nut prevents the cable from slipping and guarantees a perfect fastening across the whole of the contact surface. The three conductors enter through the top of the socket outlet. They are also screwed onto one side of the socket outlet. Outlets and covers are supplied together but are not pre-assembled, which allows for quick and safe terminal connection and fastening.

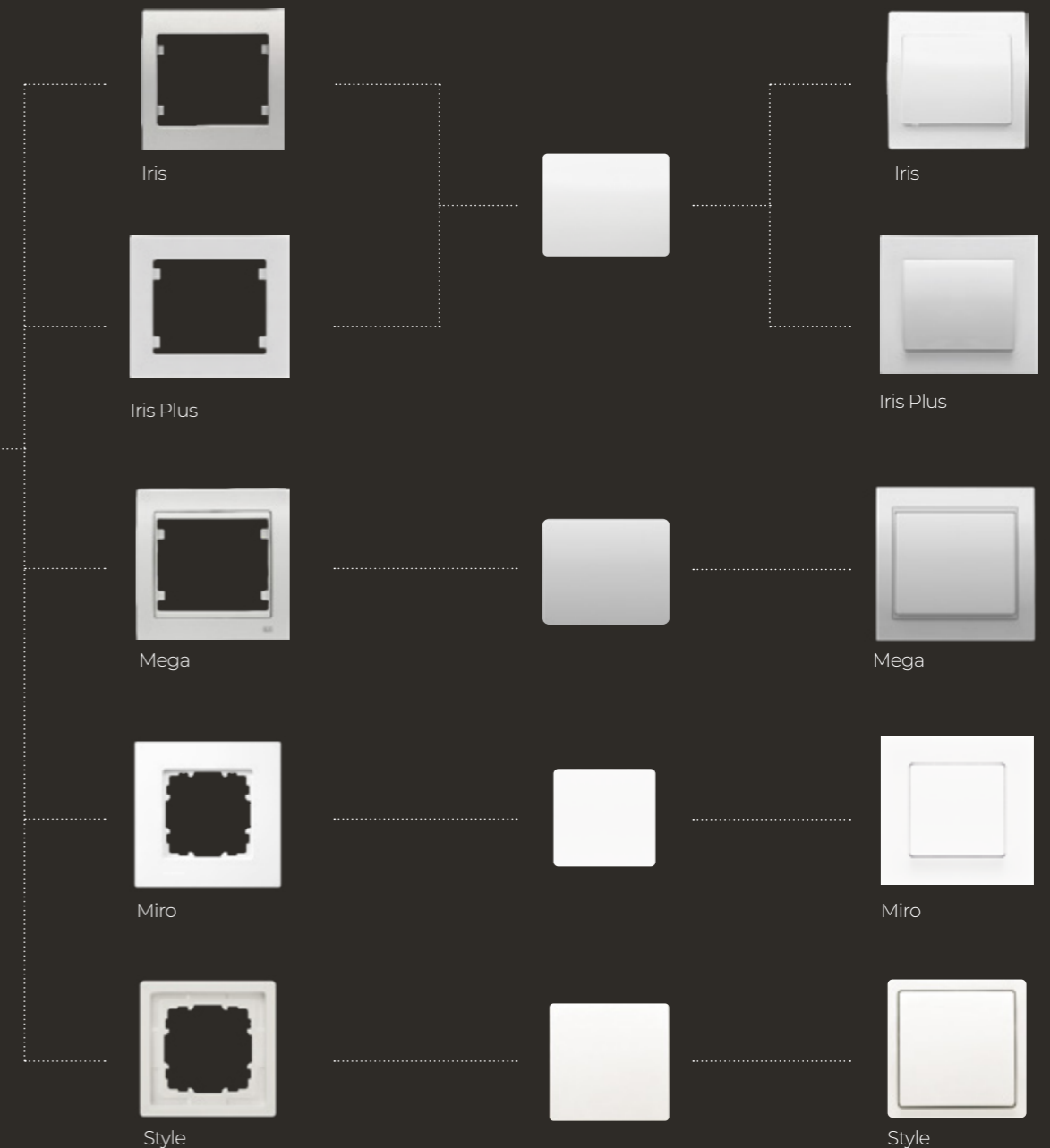


Certifications



MEC 18

The same mechanism for 5 different designs



Choose your favourite colour

Iris

Which colour defines you? We invite you to discover and express your own style with Iris. This designer series comes in a wide range of colours, so you can choose the one that best suits your personality.



Everyone has a different Iris colour. Now with Iris Plus

Iris Plus

We all see and interpret spaces differently. That's why we're introducing the new Iris Plus. This new option features a straight-line frame and now joins the hundreds of possibilities already offered by the standard Iris series.



Because you know what you want

Mega

Gold, aluminium and pearl. Metal brings elegance and singularity, creating a chromatic harmony that blends perfectly into all sorts of different spaces. The series' "Cosso" finish on the switches provides excellent results and an endless number of combinations. All the metal frames of the Mega series with a Zamak finish are pressure die-cast. The colour finishes of the Mega series are treated with the same processes as those used in the automotive industry.

Soft Metal



Textured Metal



Ebony Black



Mocha Brown

Pure Metal



Aluminium




Gold

Solid Metal



Samoa Brown



Satin White

BJC

Iris

Which colour defines you?

We invite you to discover and express your own style with Iris. This designer series comes in a wide range of colours, so you can choose the one that best suits your personality.



“ The smooth and fluid curves of the Iris series complement any style of decoration. |



Curves that transform

Its structure is ergonomically designed for easy, quick and hassle-free installation. Its compact mechanism makes use of all the space inside the flush-mounting box and facilitates cable routing.

(↔) Smooth curves

Front view with square lines

Can be wall mounted

Compatible with BJC Nexus Smart Home

It adapts to any decoration needs

Many different finishes

IP44 Solutions

“ Its balanced and soft design reflects your personality and complements your home décor perfectly. | The choice is yours.

Iris Plus

Style and elegance

We all see and interpret spaces differently. That's why we're introducing the new Iris Plus. This new option features a straight-line frame and now joins the hundreds of possibilities already offered by the standard IRIS series.



“

A very popular concept in the residential and tertiary sectors.

BJC


Simple and clean design


A combination of shapes that deliver an eclectic design. A new linear frame that perfectly combines the curved shape of the switch and the pleasant feel of the mechanism in the Iris range.

 Made from an urea-based resin: the unalterable white

 Flat surface


 Straight lines

 Compatible with BJC Nexus Smart Home

 No steps, angles or intermediate frames

 Simple and clean design

 Front view with square lines

 IP44 Solutions

“

Architects find its square style highly attractive. Perfect for remodelling and refurbishment work; you only need to change the frame.

BJC

Mega

You know what you want

There comes a time in life when you don't need any more advice, because you know what you want. You have listened to others and compared many different opinions, but you know what you need best.



“ Mega's many different finishes mean it can be tailored to any decoration needs. |

Design, elegance and technology

Its design reflects your personality and complements your home décor perfectly.



“ The colour finishes of the Mega series are treated with the same processes as those used in the automotive industry. |

Urea: the unalterable white

The Iris and Iris plus series are made from Urea, a thermo-setting and self-extinguishing resin. Its thermosetting properties provide exceptional surface hardness, resistance to heat and fading from UV rays and chemical agents. It is also an excellent electrical insulator.



Antibacterial finish

Thanks to their antibacterial finish, Iris and Iris Plus impede the survival and transmission of microorganisms. This makes them the perfect choice for environments in which microorganisms thrive and the risk of transmission is high, such as hospitals, care homes, residential homes, care centres and communal areas in offices or homeowners' associations.



Scratch resistance

Mechanisms made from Urea are extremely scratch resistant. This is due to the fact that Urea has a much greater surface hardness than other materials.



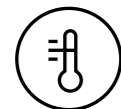
Resistance to sun rays

As they are made from Urea, the Iris and Iris Plus series are highly resistant to UV light. This ensures that the colour will not change over time, unlike other white finishes used in the home deteriorate and discolour notably over the years.



Resistance to cleaning chemicals and disinfection

One-way switch mechanisms are exposed daily to a multitude of germs and viruses as well as disinfectants, solvents and cleaning products. Unlike other thermoplastics, one of Urea's key properties is precisely its resistance to degradation due to the continued use of chemicals to disinfect germs and viruses such as COVID-19.



Resistance to high temperatures

Urea is a fire-retardant resin. Once moulded, it hardens and remains rigid when exposed to heat, rather than softening or melting. Its excellent chemical stability, high resistance to deformation, low thermal linear expansion and low flammability make it an exceptionally safe material. Products made from Urea not only comply with the relevant tests of the IEC 60884-1 and IEC 60669-1 standards at 650°C, but also pass the tests carried out at 850°C (V0 rating according to UL94).



Eco-friendly mechanisms

As BJC's products do not contain any dangerous substances, they are eco-friendly. Urea's long useful life avoids the need to change or replace parts, which helps to reduce consumption and improve the environment by avoiding waste.




IP44 protection

Our standard series are now also available for outdoor use.


- In all colours and frames.
- Schuko® socket outlet, single and double mechanism, TV and RJ.
- Same mechanism and frame as the IP20.



IP44
M

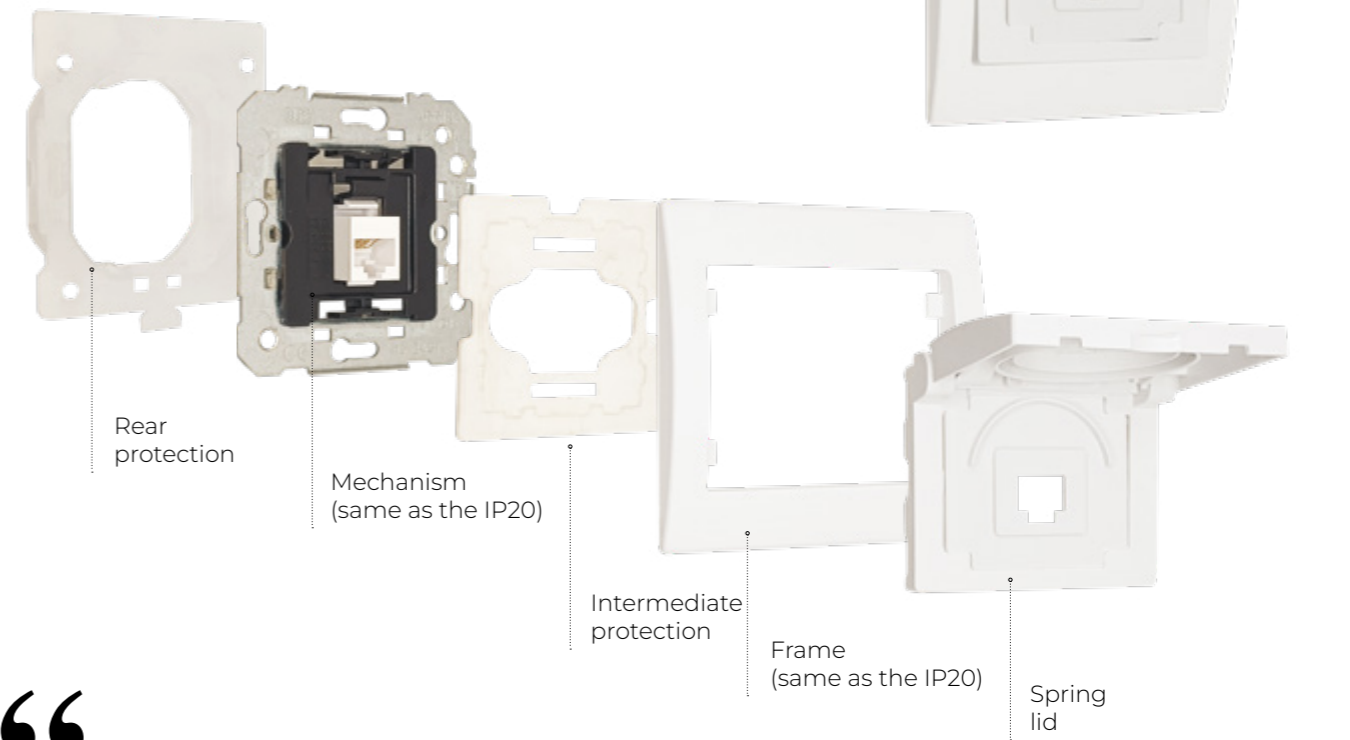


Iris white
IP44 RJ (cover open) + IP44 double push-button



Mega fusion aluminium
IP44 TV (cover open) + IP44 push-button

RJ Iris IP44 assembly example




“

Transform what you already have:
IP44 is compatible with standard
mechanisms and frames.



Many different functions

The Iris, Iris Plus and Mega series offer a wide range of features to meet today's needs. These include light intensity dimmers, sound controllers, and mechanisms for raising and lowering blinds. Choose whichever options you need for your total comfort and enjoy their appealing, colourful designs. All functions are included in all three series.



Motion detector

The BJC motion detector is an automatic system for switching lights on and off that does not require direct activation. With its 180° detection angle, it's always ready to detect movement. This practical and convenient safety solution also cuts costs. Its detection capacity reduces unnecessary lighting costs in transit areas and prevents lights being left on by mistake or by the presence of children.



Dual USB chargers


The Schuko® socket outlet with dual USB Type A and Type C allows you to charge two terminals simultaneously while leaving the actual socket free for use. Quick and easy installation in a standard flush-mounting box.

- Power Delivery (required by the EU from 2024)
- Quick charge
- For standard flush-mounting boxes




Multimedia

Multimedia connectors are the perfect solution to prevent exposed wiring during installation and for the distribution of electronic devices in any type of installation; whether residential or commercial. The HDMI, RJ45, stereo cable and other outputs can provide separate input and output sources, for efficient connections and uncluttered installations.



Socket outlet with voltage indicator

The socket outlet with voltage indicator features a pilot light to indicate that the socket outlet is powered, that voltage is present and that it is operating. The pilot light turns off in the event of an outage. This is very useful for checking that the device is still connected and being powered. It is particularly suitable for devices where an outage could disrupt critical or sensitive processes, making it ideal for settings such as hospitals, chemical plants and the food industry.



RJ and fibre-optic sockets

The new solutions developed by BJC allow you to connect an SW/APC optical fibre adapter, ensuring compliance with the latest regulations. This allows the fibre-optic cable to reach the required location and enables the router to be easily connected.



Thermostats

Our thermostats can be used to control and adjust the temperature in each room. Their simple settings allow you to achieve the right level of climate comfort while being energy efficient.



Dimmers

Dimmers are the perfect way to create an atmosphere in rooms by adjusting the lighting levels to the desired intensity. The intensity can be increased or decreased. Due to the variety of lamp technologies and power levels, it is essential to use a specific dimmer designed to match each lamp. BJC offers a wide range of dimmers suitable for different lamps and power ratings.



LED beacon light and removable emergency beacon light

This practical and functional removable emergency beacon light provides you with a handheld lamp so you can move around the house when the electrical circuits have been accidentally disconnected due to an outage or breakdown. It lights up like an emergency lamp, making it easy to find in the dark. As it is removable, you can carry it with you as you set off in search of an alternative light source or the distribution board.



Push-button with indicator light

The indicator light makes it easy to find the push-button in dimly lit areas.



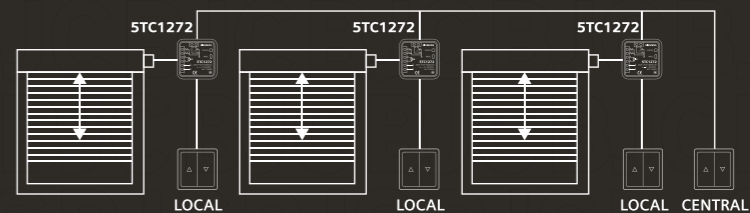
Key card switches

Hotel key card switches offer practical and cost-effective solutions. When the key card is inserted, the electrical circuits of the lighting and air conditioning systems are switched on automatically. When the key card is removed, all connected electrical circuits are switched off automatically. We offer both conventional mechanical solutions and timed electronic solutions.



Centralised blind control

Simply press a button to lower all of the blinds in a house or on a floor, either individually or centrally.



16 A in Mec switches

The switches feature a powerful 16 A device with an automatic terminal connection. Their ergonomic design ensures comfortable, easy and safe handling.



The Mec 18 mechanism can be adapted to Iris, Iris Plus, Mega, Style and Miro products for your comfort.

Reference table for composing basic functions

Function	Iris			Iris Plus			Mega		
	Mechanism	Switch/Cover	Frame	Mechanism	Switch/Cover	Frame	Mechanism	Switch/Cover	Frame
One-way switch	18505	18705*	18001*	18505	18705*	18011*	18505	22705*	22001*
Two-way switch	18506	18705*	18001*	18506	18705*	18011*	18506	22705*	22001*
Intermediate switch	18507	18705*	18001*	18507	18705*	18011*	18507	22705*	22001*
Double one-way switch	18509	18709*	18001*	18509	18709*	18011*	18509	22709*	22001*
Double two-way switch	18510	18709*	18001*	18510	18709*	18011*	18510	22709*	22001*
Push-button, bell symbol	18516	18716*	18001*	18516	18716*	18011*	18516	22716*	22001*
Push-button, bulb symbol	18516	18717*	18001*	18516	18717*	18011*	18516	22717*	22001*
Rotary dimmer	21550-X	18749*	18001*	21550-X	18749*	18011*	21550-X	22749*	22001*
Schuko® socket outlet	18524	18724*	18001*	18524	18724*	18011*	18524	22724*	22001*
Schuko® socket outlet + dual USB Type A and Type C	18524-USBC	18724-USBC*	18001*	18524-USBC	18724-USBC*	18011*	18524-USBC	22724-USBC*	22001*
TV cover	2932	18330*	18001*	2932	18330*	18011*	2932	22330*	22001*
Single RJ socket outlet	19582-1	19782*	18001*	19582-1	19782*	18011*	19582-1	22782*	22001*
Double RJ socket outlet	19682-1	19882*	18001*	19682-1	19882*	18011*	19682-1	22783	22001*
Blank cover	---	18033*	18001*	---	18033*	18011*	---	22033*	22001*
Cable output	18534	18734*	18001*	18534	18734*	18011*	18534	22734*	22001*
Buzzer	18536-B	18730*	18001*	18536-B	18730*	18011*	18536-B	22730*	22001*
Key card switch	---	18068*	18001*	---	18068*	18011*	---	22068*	22001*


* For remaining colours, add the extension colour:

Colour	Iris			Iris Plus			Mega		
	Colour	Code	Symbol	Colour	Code	Symbol	Colour	Code	Symbol
White	-	●	White	-	●	Fusion Aluminium	-AF	●	
Beige	-A	●	Mercury Aluminium	-MA	●	Prussian Aluminium	-AP	●	
Odyssey Gold	-OD	●	Cosso Anthracite	-AC	●	Malt Gold	-DM	●	
Chocolate	-CH	●	Chocolate	-CH	●	Pearl White	-BP	●	
Mercury Aluminium	-MA	●				Misty Bronze	-BN	●	
Neptune Steel	-AN	●				Samoa Brown	-MS	●	
						Satin White	-BS	●	
						Cosso Anthracite	-AC	●	

The COSSO ANTHRACITE finish in the Iris Plus series is the same as in the Mega series.

Coloured extensions for Mega covers and switches. For frame extensions for the Mega series, please see pages 98 to 99.

Switch mechanisms



Single pole one-way switch 18505
 Two-way switch 18506
 16 A 250 V~
 Intermediate switch 18507
 10 A 250 V~




Pack of 10

*The colours of the Iris Plus frames match those marked with an asterisk

Iris / Iris Plus*



Mega / Iris Plus*



Switch mechanisms



Single pole one-way switch with control light 18605
 Two-way switch with control light 18606
 Two-way switch with pilot light 18506-L
 16 A 250 V~

Pack of 10

Indicator lamp incorporated in reference 18506-L

*The colours of the Iris Plus frames match those marked with an asterisk


Iris / Iris Plus*



Mega / Iris Plus*



Switch mechanisms



2 pole one-way switch 18508
2 pole one-way switch with control light 18608
 16 A 250 V~
 Pack of 10
 Indicator lamp incorporated in reference 18608









*The colours of the Iris Plus frames match those marked with an asterisk









Iris / Iris Plus*

		
Pack of 20 18708-L	ODYSSEY GOLD Pack of 2 18708-ODL	CHOCOLATE* Pack of 2 18708-CHL
		
Pack of 20 18708-MAL	NEP. STEEL 18708-ANL	


		
Pack of 20 18708	ODYSSEY GOLD Pack of 2 18708-OD	CHOCOLATE* Pack of 2 18708-CH
		
Pack of 20 18708-MA	NEP. STEEL 18708-AN	

Mega / Iris Plus*

			
Pack of 2 22708-AFL	PRUSS. ALUM. 22708-APL	MALT GOLD 22708-DML	PEARL WHITE 22708-BPL
			
Pack of 2 22708-BNL	SAMOA BR. 22708-MSL	SATIN WHITE 22708-BSL	COSSO AN.* 22708-ACL

			
Pack of 2 22708-AF	PRUSS. ALUM. 22708-AP	MALT GOLD 22708-DM	PEARL WHITE 22708-BP
			
Pack of 2 22708-BN	SAMOA BR. 22708-MS	SATIN WHITE 22708-BS	COSSO AN.* 22708-AC







Switch mechanisms









Double one-way switch 18509
Double two-way switch 18510
 16 A 250 V~
Double push-button 18511
 10 A 250 V~
Double push-button with lamp 18511-L
Double normally-closed push-button 18513
 10 A 250 V~
 Pack of 10
 Indicator lamp incorporated in reference 18511-L









*The colours of the Iris Plus frames match those marked with an asterisk









Iris / Iris Plus*

			
Pack of 20 18709-L	BEIGE 18709-AL	ODYSSEY GOLD 18709-ODL	CHOCOLATE* Pack of 2 18709-CHL
			
Pack of 20 18709-MAL	NEP. STEEL 18709-ANL		


			
Pack of 20 18709	BEIGE 18709-A	ODYSSEY GOLD 18709-OD	CHOCOLATE* Pack of 2 18709-CH
			
Pack of 20 18709-MA	NEP. STEEL 18709-AN		

Mega / Iris Plus*

			
Pack of 2 22709-AFL	PRUSS. ALUM. 22709-APL	MALT GOLD 22709-DML	PEARL WHITE 22709-BPL
			
Pack of 2 22709-BNL	SAMOA BR. 22709-MSL	SATIN WHITE 22709-BSL	COSSO AN.* 22709-ACL

			
Pack of 2 22709-AF	PRUSS. ALUM. 22709-AP	MALT GOLD 22709-DM	PEARL WHITE 22709-BP
			
Pack of 2 22709-BN	SAMOA BR. 22709-MS	SATIN WHITE 22709-BS	COSSO AN.* 22709-AC

Mechanisms




Two-way switch + Push-button 18515
16 A + 10 A 250 V~

Pack of 10

*The colours of the Iris Plus frames match those marked with an asterisk

Iris / Iris Plus*



Pack of 20
 WHITE* **18715-L** | ODYSSEY GOLD **18715-ODL** | CHOCOLATE* **18715-CHL**
 Pack of 2



Pack of 20
 MERC. ALUM.* **18715-MAL** | NEP. STEEL **18715-ANL**




Pack of 20
 WHITE* **18715** | ODYSSEY GOLD **18715-OD** | CHOCOLATE* **18715-CH**
 Pack of 2




Pack of 20
 MERC. ALUM.* **18715-MA** | NEP. STEEL **18715-AN**


Mega / Iris Plus*




Pack of 2
 FUSION ALUM. **22715-AFL** | PRUSS. ALUM. **22715-APL** | MALT GOLD **22715-DML** | PEARL WHITE **22715-BPL**



Pack of 2
 MISTY BRON. **22715-BNL** | SAMOA BR. **22715-MSL** | SATIN WHITE **22715-BSL** | COSSO AN.* **22715-ACL**




Pack of 2
 FUSION ALUM. **22715-AF** | PRUSS. ALUM. **22715-AP** | MALT GOLD **22715-DM** | PEARL WHITE **22715-BP**



Pack of 2
 MISTY BRON. **22715-BN** | SAMOA BR. **22715-MS** | SATIN WHITE **22715-BS** | COSSO AN.* **22715-AC**

Push-button mechanisms

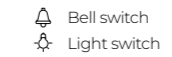


Push-button 18516
Normally-closed push-button 18512
10 A 250 V~

Pack of 10

Note:
Engraving of pictograms on request
 WC

*The colours of the Iris Plus frames match those marked with an asterisk



Iris / Iris Plus*



Pack of 20
 WHITE* **18716-L** | BEIGE **18716-AL** | ODYSSEY GOLD **18716-ODL** | CHOCOLATE* **18716-CHL**
 Pack of 20
 WHITE* **18717-L** | BEIGE **18717-AL** | ODYSSEY GOLD **18717-ODL** | CHOCOLATE* **18717-CHL**
 Pack of 2



Pack of 20
 MERC. ALUM.* **18716-MAL** | NEP. STEEL **18716-ANL**
 Pack of 20
 MERC. ALUM.* **18717-MAL** | NEP. STEEL **18717-ANL**



Pack of 20
 WHITE* **18716** | BEIGE **18716-A** | ODYSSEY GOLD **18716-OD** | CHOCOLATE* **18716-CH**
 Pack of 20
 WHITE* **18717** | BEIGE **18717-A** | ODYSSEY GOLD **18717-OD** | CHOCOLATE* **18717-CH**
 Pack of 2



Pack of 20
 MERC. ALUM.* **18716-MA** | NEP. STEEL **18716-AN**
 Pack of 20
 MERC. ALUM.* **18717-MA** | NEP. STEEL **18717-AN**


Mega / Iris Plus*




Pack of 2
 FUSION ALUM. **22716-AFL** | PRUSS. ALUM. **22716-APL** | MALT GOLD **22716-DML** | PEARL WHITE **22716-BPL**
 Pack of 2
 FUSION ALUM. **22717-AFL** | PRUSS. ALUM. **22717-APL** | MALT GOLD **22717-DML** | PEARL WHITE **22717-BPL**



Pack of 2
 MISTY BRON. **22716-BNL** | SAMOA BR. **22716-MSL** | SATIN WHITE **22716-BSL** | COSSO AN.* **22716-ACL**
 Pack of 2
 MISTY BRON. **22717-BNL** | SAMOA BR. **22717-MSL** | SATIN WHITE **22717-BSL** | COSSO AN.* **22717-ACL**



Pack of 2
 FUSION ALUM. **22716-AF** | PRUSS. ALUM. **22716-AP** | MALT GOLD **22716-DM** | PEARL WHITE **22716-BP**
 Pack of 2
 FUSION ALUM. **22717-AF** | PRUSS. ALUM. **22717-AP** | MALT GOLD **22717-DM** | PEARL WHITE **22717-BP**



Pack of 2
 MISTY BRON. **22716-BN** | SAMOA BR. **22716-MS** | SATIN WHITE **22716-BS** | COSSO AN.* **22716-AC**
 Pack of 2
 MISTY BRON. **22717-BN** | SAMOA BR. **22717-MS** | SATIN WHITE **22717-BS** | COSSO AN.* **22717-AC**

Push-button mechanisms

Continued...

Switch with lighted labelling field



If you want the unit to have a lens, add an indicator
Ref. 18039-2AZ

*The colours of the Iris Plus frames match those marked with an asterisk

Iris / Iris Plus*



Mega / Iris Plus*



Indicator lights



Blue LED indicator light 18039-1AZ

230 V~
Indicator lights for 2 pole one-way switches and single pole one-way switches with control light
Wide switch

18039-1AZ Pack of 5



Blue LED indicator light 18039-2AZ

230 V~
Indicator lights for one-way and two-way and intermediate switches and push-buttons
Wide switch

18039-2AZ Pack of 10



Blue LED indicator light 18039-3AZ

230 V~
Indicator lights for all the different kinds of mechanisms
Narrow rocker


18039-3AZ Pack of 10



Load for use of indicators with energy-saving or fluorescent lamps 3139

Pack of 1

Mechanisms for blinds



Double push-button for blinds with electrical interlocking device 18565 Double one-way switch for blinds 18569

With electrical and mechanical interlocking device
10 A 250 V~

Pack of 10

Double push-button for blinds 18511

Requires auxiliary device specific to each blind manufacturer
No interlocking device
10 A 250 V~

Pack of 10

*The colours of the Iris Plus frames match those marked with an asterisk




Blind controller for installation in a flush-mounting box 2393



Blind control (insert) for 230 V single-phase motors
Max power: 1250 VA
Local or centralised operation
Operation adjustable from 1 to 120 sec.
Dimensions: 47.5 x 47.5 x 20 mm
For installation with double push-buttons (18511)

Pack of 1

Iris / Iris Plus*



Mega / Iris Plus*



Available with STOP marking. Check availability.

Push-button mechanisms



Cord operated push-button 18521
Cord operated two-way switch 18598
 10 A 250 V~
 Not suitable for claws



Pack of 10

*The colours of the Iris Plus frames match those marked with an asterisk


Iris / Iris Plus*



Mega / Iris Plus*



Key card mechanism




One-way switch for a timed key card 18668

125-230 V~ 50/60 Hz
 Resistive loads 10 A
 Inductive loads 8 A $\cos \phi = 0,4$
 Switch-off delay 1 min
 LED indicator light
 Mechanism not suitable for claws


Pack of 1

Can only be assembled on 1-gang 18200 frames

Iris



Iris frame for a timed key card switch



One-way / two-way switch for a key card with 1 built-in microswitch and indicator light

With built-in lamp
 250VAC - 10A resistive load / 1.5A inductive load

The use of a contactor for inductive loads is recommended

*The colours of the Iris Plus frames match those marked with an asterisk


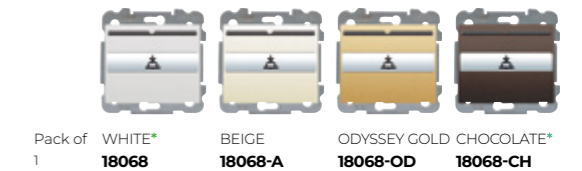
Microswitch for key card switch

Allows you to replace or add a microswitch to a 22068 key card switch



Pack of 10




Iris / Iris Plus*



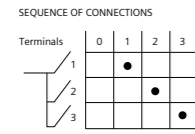
Mega / Iris Plus*



Rotary switches



Rotary switch **18596**
 16 A 250 V~
 Not suitable for claws
 APPLICATIONS: Changeover between fan speeds, fan coils...
 Pack of 1
 4 positions, 3 circuits.
 Connection by Faston 6.3x0.8 mm.



*The colours of the Iris Plus frames match those marked with an asterisk

Iris / Iris Plus*



Pack of 10	WHITE* 18796	BEIGE 18796-A	ODYSSEY GOLD 18796-OD	CHOCOLATE* 18796-CH
------------	------------------------	-------------------------	---------------------------------	-------------------------------

Pack of 1



Pack of 10	MERC. ALUM.* 18796-MA	NEP. STEEL 18796-AN	COSSO AN.* 22796-AC
------------	---------------------------------	-------------------------------	-------------------------------

Dimmer



A two-way dimmer for high- and low-voltage LED, incandescent and halogen lamps with a magnetic transformer **21550-X**
 Power supply: 230 V / 50 Hz
 LED: 230V 3-85W
 Direct halogens: 20-250W
 Halogens with a ferromagnetic transformer: 20-250VA
 Fuse: T2AH/250V
 Screw connection
 Phase shut-off: Leading-Edge
 Pack of 1




A two-way dimmer for high- and low-voltage incandescent and halogen lamps with a magnetic transformer **21553-X**
 Power supply: 230VAC / 50Hz
 Halogens with a ferromagnetic transformer: 20-500VA
 Direct halogens: 20-500W
 Fuse: T2AH/250V
 Screw connection
 Phase shut-off: Leading-Edge
 Pack of 1




Device for controlling luminaires with 1-10V fluorescence regulation **21555-X**
 Power supply: 230VAC 50-60Hz
 Control voltage: 1-12V
 Maximum control current: 40mA
 Load connection: 10A
 Fuse: F0.8/250V
 Screw connection
 Pack of 1

Iris / Iris Plus*



Pack of 10	WHITE* 18749	BEIGE 18749-A	ODYSSEY GOLD 18749-OD	CHOCOLATE* 18749-CH
------------	------------------------	-------------------------	---------------------------------	-------------------------------



Pack of 1	MERC. ALUM.* 18749-MA	NEP. STEEL 18749-AN
-----------	---------------------------------	-------------------------------

*The colours of the Iris Plus frames match those marked with an asterisk

Mega / Iris Plus*



Pack of 1	FUSION ALUM. 22749-AF	PRUSS. ALUM. 22749-AP	MALT GOLD 22749-DM	PEARL WHITE 22749-BP
-----------	---------------------------------	---------------------------------	------------------------------	--------------------------------



Pack of 1	MISTY BRON. 22749-BN	SAMOA BR. 22749-MS	SATIN WHITE 22749-BS	COSSO AN.* 22749-AC
-----------	--------------------------------	------------------------------	--------------------------------	-------------------------------

Dimmers for push-buttons




Universal tablet dimmer with load adjustment **DIP-RLC**
 R, L, C, LED, ESL
 Power supply voltage 230V - 50/60Hz
 Consumption: 3W
 Suitable for 230V halogen lamps, halogen lamps with ferromagnetic trans., halogen lamps with electronic trans. and LED loads 230V
 Pack of 1

Load connection

LOAD TYPE	Mechanism type	230 V halogen lamps	Low voltage halogens 12 V (R) with a ferromagnetic transformer (L)	Low voltage halogens lamps with electronic transformer (C)	LED Load 230 V	LED Strips, monochrome (12-48 VDC)	Dimmable Compact Fluorescent Lamps (CFLs)	Electronic ballast with 1-10V regulation input
21553-X	Rotary	20-500W	20-500 VA	NO	NO	NO	NO	NO
21555-X	Rotary	NO	NO	NO	NO	NO	NO	1-10 V
21550-X	Rotary	20-250W	20-250 VA	NO	3-85W	NO	NO	NO
DIP-RLC	Push-button	160W	160 VA	160W	50-160W	NO	160W	NO

A list of compatibility-tested LED lamps is available at www.bjc.es/documentation

Socket outlets with child protection



Schuko® socket outlet (lateral earthing) with child safety 18524
Screwed terminals 16 A 250 V~

Pack of 10

*The colours of the Iris Plus frames match those marked with an asterisk

Identification for special circuits



Pack of 10 **RED** 18724-R

Hinged cover for a Schuko® socket outlet (TT lateral)

*The colours of the Iris Plus frames match those marked with an asterisk

Schuko® socket outlet with child protection (with built-in BJC Iris frame)

16 A 250 V~
Screwed terminals

Pack of 10



WHITE 18024
BEIGE 18024-A

Iris / Iris Plus*



Pack of 10
WHITE* 18724
BEIGE 18724-A
ODYSSEY GOLD 18724-OD
CHOCOLATE* 18724-CH
Pack of 1



Pack of 10
MERC. ALUM.* 18724-MA
NEP. STEEL 18724-AN

Mega / Iris Plus*



Pack of 1
FUSION ALUM. 22724-AF
PRUSS. ALUM. 22724-AP
MALT GOLD 22724-DM
PEARL WHITE 22724-BP



Pack of 1
MISTY BRON. 22724-BN
SAMOA BR. 22724-MS
SATIN WHITE 22724-BS
COSSO AN.* 22724-AC

Iris / Iris Plus*



Pack of 1
WHITE* 18725
ODYSSEY GOLD 18725-OD
CHOCOLATE* 18725-CH
MERC. ALUM.* 18725-MA



Pack of 1
NEP. STEEL 18725-AN

Mega / Iris Plus*



Pack of 1
FUSION ALUM. 22725-AF
PEARL WHITE 22725-BP
SATIN WHITE 22725-BS
COSSO AN.* 22725-AC

Socket outlets with child protection



2P-T Schuko® socket outlet with dual USB type A and type C charger with fast charging capacity and Power Delivery 18524-USBC

Schuko® socket outlet
- 230Vac 50Hz, 16A
- Screwless terminal

Dual USB charger:
- 1 USB type A socket and 1 USB type C socket
- Maximum power: 20W
- Quick charge Power Delivery USB C: 5 V/3 A; 9 V/2.22 A; 12 V/1.67 A
- Quick charge USB A: 5 V/3 A; 9 V/2.22 A; 12 V/1.67 A
- Normal charge:
- 5V/3.4A when using USB A and USB C at the same time
- 5V/2.4A when using USB A or USB C individually
- Short circuit protection
- Temperature protection

Compliant with UNE 20315-1-1/1-2 and EN 62368-1 standards

Pack of 1

*The colours of the Iris Plus frames match those marked with an asterisk

Iris / Iris Plus*



Pack of 1
WHITE* 18724-USBC
ODYSSEY GOLD 18724-USBC-OD
CHOCOLATE* 18724-USBC-CH



Pack of 1
MERC. ALUM.* 18724-USBC-MA
NEP. STEEL 18724-USBC-AN

Mega / Iris Plus*



Pack of 1
FUSION ALUM. 22724-USBC-AF
PRUSS. ALUM. 22724-USBC-AP
MALT GOLD 22724-USBC-DM
PEARL WHITE 22724-USBC-BP



Pack of 1
MISTY BRON. 22724-USBC-BN
SAMOA BR. 22724-USBC-MS
SATIN WHITE 22724-USBC-BS
COSSO AN.* 22724-USBC-AC

Socket outlets 25 A socket outlet



25 A socket outlet

25 A 250 V~ 85 x 85 x 35 mm
Accepts any Schuko® 25 A plug
250 V~ S/UNE 20315
The terminals accept cables up to 10 mm² cross-section
The most suitable box for this socket outlet is Ref. 2373-1 and hollow partition boxes 2341 to 2345.

Pack of 5

WHITE 2225




Schuko® plug

25 A 250 V~
Pack of 10

WHITE 2224-B

Socket outlets



Schuko® socket outlet (TT lateral) with screwless terminal
With claws 19532-X
Without claws 19532
 Screwless terminals 16 A 250 V~

Pack of 10

Cover with child protection

*The colours of the Iris Plus frames match those marked with an asterisk

Cover with child protection

Cover with diffuser and child safety (supplied with indicator light for Schuko socket outlet 2394)

Cover with diffuser and child safety (supplied with indicator light for Schuko socket outlet 2394)

Iris / Iris Plus*



Pack of 10
 WHITE* 18732
 BEIGE 18732-A
 ODYSSEY GOLD 18732-OD
 MERC. ALUM.* 18732-MA
 NEP. STEEL 18732-AN

Mega / Iris Plus*



Pack of 1
 FUSION ALUM. 22732-AF
 PRUSS. ALUM. 22732-AP
 MALT GOLD 22732-DM
 PEARL WHITE 22732-BP



Pack of 1
 MISTY BRON. 22732-BN
 SAMOA BR. 22732-MS
 SATIN WHITE 22732-BS
 COSSO AN.* 22732-AC

Iris / Iris Plus*



Pack of 1
 WHITE* 18732-L
 ODYSSEY GOLD 18732-ODL
 MERC. ALUM.* 18732-MAL
 NEP. STEEL 18732-ANL

Mega / Iris Plus*



Pack of 1
 FUSION ALUM. 22732-AFL
 PRUSS. ALUM. 22732-APL
 MALT GOLD 22732-DML
 PEARL WHITE 22732-BPL



Pack of 1
 MISTY BRON. 22732-BNL
 SAMOA BR. 22732-MSL
 SATIN WHITE 22732-BSL
 COSSO AN.* 22732-ACL

Socket outlets (French standard)



Schuko® socket outlet (French standard) with child protection

18572

Screwed terminals 16 A 250 V~

Pack of 10

*The colours of the Iris Plus frames match those marked with an asterisk

Iris / Iris Plus*



Pack of 10
 WHITE* 18772
 BEIGE 18772-A
 ODYSSEY GOLD 18772-OD
 CHOCOLATE* 18772-CH



Pack of 10
 MERC. ALUM.* 18772-MA
 NEP. STEEL 18772-AN

Mega / Iris Plus*




Pack of 1
 FUSION ALUM. 22772-AF
 PRUSS. ALUM. 22772-AP
 MALT GOLD 22772-DM
 PEARL WHITE 22772-BP



Pack of 1
 MISTY BRON. 22772-BN
 SAMOA BR. 22772-MS
 SATIN WHITE 22772-BS
 COSSO AN.* 22772-AC

French socket with dual USB charger



Erp

French socket outlet with dual USB Type A and Type C charger with fast charging and Power Delivery

18572-USBC

Socket outlet
 - 230Vac 50Hz, 16A
 - Screwless terminal

Dual USB charger:
 - 1 USB type A socket and 1 USB type C socket
 - Maximum power: 20W
 - Quick charge Power Delivery USB C: 5 V/3 A; 9 V/2.22 A; 12 V/1.67 A
 - Quick charge USB A: 5 V/3 A; 9 V/2.22 A; 12 V/1.67 A
 - Normal charge:
 - 5V/3.4A when using USB A and USB C at the same time
 - 5V/2.4A when using USB A or USB C individually
 - Short circuit protection
 - Temperature protection

Compliant with UNE 20315-1-1/1-2 and EN 62368-1 standards

Pack of 1

Check availability.

*The colours of the Iris Plus frames match those marked with an asterisk

Iris / Iris Plus*



Pack of 10
 WHITE* 18772-USBC
 ODYSSEY GOLD 18772-USBC-OD
 CHOCOLATE* 18772-USBC-CH



Pack of 10
 MERC. ALUM.* 18772-USBC-MA
 NEP. STEEL 18772-USBC-AN

Mega / Iris Plus*



Pack of 10
 FUSION ALUM. 22772-USBC-AF
 PRUSS. ALUM. 22772-USBC-AP
 MALT GOLD 22772-USBC-DM
 PEARL WHITE 22772-USBC-BP




Pack of 10
 MISTY BRON. 22772-USBC-BN
 SAMOA BR. 22772-USBC-MS
 SATIN WHITE 22772-USBC-BS
 COSSO AN.* 22772-USBC-AC

Iris, Iris Plus and Mega

BJC

IP44 switch solutions



Single pole one-way switch 18505
Two-way switch 18506
 16 A 250 V~
Intermediate switch 18507
 10 A 250 V~
 Pack of 10


Iris / Iris Plus* Hinged covers with child protection and gaskets

Pack of	WHITE*	ODYSSEY GOLD	CHOCOLATE*	MERC. ALUM.*	NEP. STEEL
1	18705-IP	18705-IP-OD	18705-IP-CH	18705-IP-MA	18705-IP-AN

Mega / Iris Plus* Hinged covers with child protection and gaskets

Pack of	FUSION ALUM.	PEARL WHITE	SATIN WHITE	COSSO AN.*
1	22705-IP-AF	22705-IP-BP	22705-IP-BS	22705-IP-AC

*The colours of the Iris Plus frames match those marked with an asterisk



Double one-way switch 18509
Double two-way switch 18510
 16 A 250 V~
Double push-button 18511
 10 A 250 V~
Double normally-closed push-button 18513
 10 A 250 V~
 Pack of 10


Iris / Iris Plus* Hinged covers with child protection and gaskets

Pack of	WHITE*	ODYSSEY GOLD	CHOCOLATE*	MERC. ALUM.*	NEP. STEEL
1	18709-IP	18709-IP-OD	18709-IP-CH	18709-IP-MA	18709-IP-AN

Mega / Iris Plus* Hinged covers with child protection and gaskets

Pack of	FUSION ALUM.	PEARL WHITE	SATIN WHITE	COSSO AN.*
1	22709-IP-AF	22709-IP-BP	22709-IP-BS	22709-IP-AC

*The colours of the Iris Plus frames match those marked with an asterisk



Push-button 18516
Normally-closed push-button 18512
 10 A 250 V~
 Pack of 10

Iris / Iris Plus* Hinged covers with child protection and gaskets


Pack of	WHITE*	ODYSSEY GOLD	CHOCOLATE*	MERC. ALUM.*	NEP. STEEL
1	18716-IP	18716-IP-OD	18716-IP-CH	18716-IP-MA	18716-IP-AN
1	18717-IP	18717-IP-OD	18717-IP-CH	18717-IP-MA	18717-IP-AN

Mega / Iris Plus* Hinged covers with child protection and gaskets

Pack of	FUSION ALUM.	PEARL WHITE	SATIN WHITE	COSSO AN.*
1	22716-IP-AF	22716-IP-BP	22716-IP-BS	22716-IP-AC
1	22717-IP-AF	22717-IP-BP	22717-IP-BS	22717-IP-AC

Note:
 Engraving of pictograms on request

- Bell switch
- Light switch



*The colours of the Iris Plus frames match those marked with an asterisk

These IP44 solutions are compatible with the standard frames in the series.

IP44 socket solutions



Schuko® socket outlet (lateral earthing) with child safety 18524
 Screwed terminals 16 A 250 V~
 Pack of 10

Iris / Iris Plus* Hinged covers with child protection and gaskets

Pack of	WHITE*	ODYSSEY GOLD	CHOCOLATE*	MERC. ALUM.*	NEP. STEEL
1	18725-IP	18725-IP-OD	18725-IP-CH	18725-IP-MA	18725-IP-AN


Mega / Iris Plus* Hinged covers with child protection and gaskets

Pack of	FUSION ALUM.	PEARL WHITE	SATIN WHITE	COSSO AN.*
1	22725-IP-AF	22725-IP-BP	22725-IP-BS	22725-IP-AC


*The colours of the Iris Plus frames match those marked with an asterisk



Iris Schuko® IP44 exploded view:



These IP44 solutions are compatible with the standard frames in the series.



TV_FM socket outlet
Series 2-10 2932
Final outlet 2933
Individual installation 2934
 (Manufacturer: TELEVÉS)

Pack of 10

Iris / Iris Plus*


Hinged covers with child protection and gaskets

Pack of	WHITE*	ODYSSEY GOLD	CHOCOLATE*	MERC. ALUM.*	NEP. STEEL
1	18320-IP	18320-IP-OD	18320-IP-CH	18320-IP-MA	18320-IP-AN

Mega / Iris Plus*

Hinged covers with child safety and gaskets

Pack of	FUSION ALUM.	PEARL WHITE	SATIN WHITE	COSSO AN.*
1	22320-IP-AF	22320-IP-BP	22320-IP-BS	22320-IP-AC



R/TV-SAT socket with 2 outputs
Series 6-12 2921
Series 2-5 2922
Final outlet 2923
Individual installation 2924
 (Manufacturer: TELEVÉS)


Pack of 10

*The colours of the Iris Plus frames match those marked with an asterisk



8-way female RJ45 connector Cat. 6 18586
 Tool-free connection by insulation piercing

Pack of 10



Adapter for 1 RJ45/RJ11 connector (AMP, ITT, etc.) 19582-1

Pack of 10



Standard Keystone RJ45 connector 3186-B
 Cat. 6
 White
 Tool-free terminal

Pack of 25

Iris / Iris Plus*

Hinged covers with child protection and gaskets

Pack of	WHITE*	ODYSSEY GOLD	CHOCOLATE*	MERC. ALUM.*	NEP. STEEL
1	19782-IP	19782-IP-OD	19782-IP-CH	19782-IP-MA	19782-IP-AN


Mega / Iris Plus*

Hinged covers with child protection and gaskets

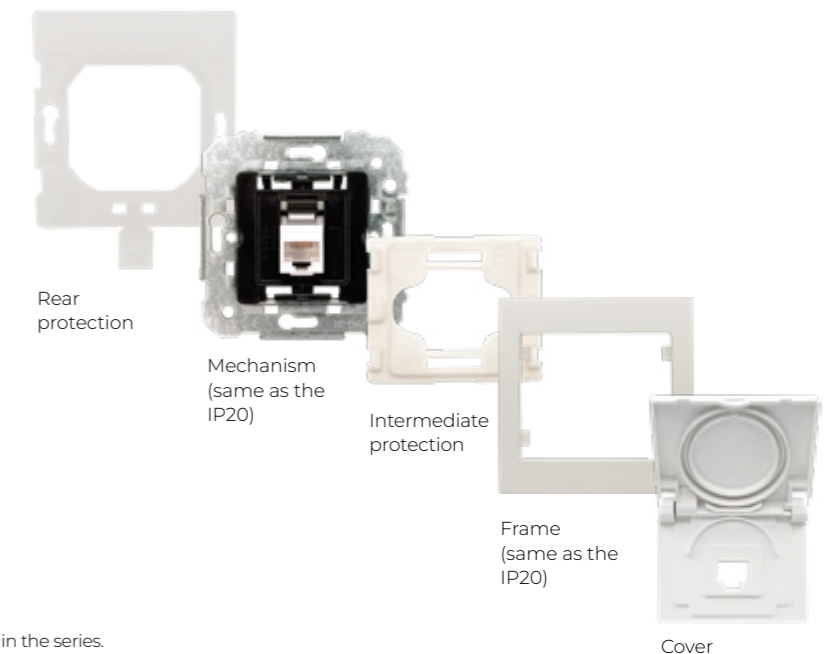
Pack of	FUSION ALUM.	PEARL WHITE	SATIN WHITE	COSSO AN.*
1	22782-IP-AF	22782-IP-BP	22782-IP-BS	22782-IP-AC



Iris TV IP44 exploded view:



Iris RJ IP44 exploded view:



These IP44 solutions are compatible with the standard frames in the series.

These IP44 solutions are compatible with the standard frames in the series.

Assorted mechanisms




Cable output **18534**
 With 3 x 1.5 mm² terminal
 Cable Ø maximum 10 mm
 Not suitable for claws
 Pack of 10

*The colours of the Iris Plus frames match those marked with an asterisk

Iris / Iris Plus*



Mega / Iris Plus*



Pilot light **18530**
 Works with E10 bulb
 3 W 230 V or equivalent LED.
 The bulb is not supplied with the equipment.
 Pack of 10


Not suitable for permanent beaconing if a LED lamp is not used (not supplied)





18630-R **18630-AB** **18630-C** **18630-V**
 Pack of 10 Pack of 10 Pack of 10 Pack of 10
 Not suitable for claws
 Covers for buzzer and pilot light

*The colours of the Iris Plus frames match those marked with an asterisk

Iris / Iris Plus*



Mega / Iris Plus*



Assorted mechanisms



Buzzer with tone regulation
 White **18536-B**
 Black **18536**
 Beige **18536-A**


230 V~ 50 Hz
 Intermittent Use

Pack of 10





*The colours of the Iris Plus frames match those marked with an asterisk


Iris / Iris Plus*



Mega / Iris Plus*



Assorted mechanisms



LED beacon light
Cold white
Warm white
230 Vac 0.4 W
5 Lm

18531
18531-4


Pack of 1

*The colours of the Iris Plus frames match those marked with an asterisk

Iris / Iris Plus*



Mega / Iris Plus*



Emergency beacon light



Removable emergency beacon light
18584

Emergency lighting for hallways, rooms... in the event of a power failure. The beacon light can be removed to be used as a torch (removal can be prevented by means of a screw, also supplied)
Power supply 230 V~ 50 ÷ 60 Hz
Battery autonomy ≈ 3 h
Battery recharge time ≈ 12 h

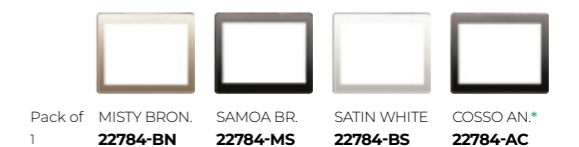

Pack of 1

*The colours of the Iris Plus frames match those marked with an asterisk


Iris / Iris Plus*



Mega / Iris Plus*



TV-FM-R/TV-SAT socket outlets



TV_FM socket outlet
Series 2-10 **2933**
Final outlet **2934**
Individual installation
 (Manufacturer: TELEVÉS)


Pack of 10

*The colours of the Iris Plus frames match those marked with an asterisk


Iris / Iris Plus*



Mega / Iris Plus*



*The colours of the Iris Plus frames match those marked with an asterisk



R/TV-SAT socket with 2 outputs
Series 6-12 **2921**
Series 2-5 **2922**
Final outlet **2923**
Individual installation **2924**
 (Manufacturer: TELEVÉS)


Pack of 10

*The colours of the Iris Plus frames match those marked with an asterisk


Iris / Iris Plus*



Mega / Iris Plus*



TV-FM-R/TV-SAT socket outlets



R/TV-SAT socket with 3 outputs **2918**
Individual socket installation


Pack of 1

*The colours of the Iris Plus frames match those marked with an asterisk

Iris / Iris Plus*



Mega / Iris Plus*



RJ type connectivity terminals




6-way RJ11 female connector telephone jack for BAT in basic telephone networks 19582
Screwless terminal

Pack of 10



8-way female RJ45 connector Cat. 6 18586
Tool-free connection by insulation piercing

Pack of 10



Adapter for 1 RJ45/RJ11 connector (AMP, IIT, etc.) 19582-1

Pack of 10



Standard Keystone RJ45 connector 3186-B
Cat. 6
White
Tool-free terminal

Pack of 25

*The colours of the Iris Plus frames match those marked with an asterisk

Iris / Iris Plus*



Pack of 10
 WHITE* 19782
 BEIGE 19782-A
 ODYSSEY GOLD 19782-OD
 CHOCOLATE* 19782-CH
 Pack of 2



Pack of 10
 MERC. ALUM.* 19782-MA
 NEP. STEEL 19782-AN

Mega / Iris Plus*



Pack of 2
 FUSION ALUM. 22782-AF
 PRUSS. ALUM. 22782-AP
 MALT GOLD 22782-DM
 PEARL WHITE 22782-BP



Pack of 2
 MISTY BRON. 22782-BN
 SAMOA BR. 22782-MS
 SATIN WHITE 22782-BS
 COSSO AN.* 22782-AC

Iris / Iris Plus*



Covers with labelling field
 Pack of 10
 WHITE* 19783
 ODYSSEY GOLD 19783-OD
 CHOCOLATE* 19783-CH
 Pack of 2



Pack of 10
 MERC. ALUM.* 19783-MA
 NEP. STEEL 19783-AN

Mega / Iris Plus*




Covers with labelling field
 Pack of 2
 FUSION ALUM. 22883-AF
 PRUSS. ALUM. 22883-AP
 MALT GOLD 22883-DM
 PEARL WHITE 22883-BP




Pack of 2
 MISTY BRON. 22883-BN
 SAMOA BR. 22883-MS
 SATIN WHITE 22883-BS
 COSSO AN.* 22883-AC

RJ type connectivity terminals



Double 8-way RJ45 female connector Cat. 6 18586-2
Tool-free connection by insulation piercing

Pack of 1



Adapter for 2 RJ45/RJ11 connectors (AMP, etc.) 19682-1

Pack of 10



Standard Keystone RJ45 connector 3186-B
Cat. 6
White
Tool-free terminal

Pack of 25

*The colours of the Iris Plus frames match those marked with an asterisk

Iris / Iris Plus*



Pack of 10
 WHITE* 19882
 BEIGE 19882-A
 ODYSSEY GOLD 19882-OD
 CHOCOLATE* 19882-CH
 Pack of 2



Pack of 10
 MERC. ALUM.* 19882-MA
 NEP. STEEL 19882-AN

Mega / Iris Plus*



Pack of 2
 FUSION ALUM. 22783-AF
 PRUSS. ALUM. 22783-AP
 MALT GOLD 22783-DM
 PEARL WHITE 22783-BP



Pack of 2
 MISTY BRON. 22783-BN
 SAMOA BR. 22783-MS
 SATIN WHITE 22783-BS
 COSSO AN.* 22783-AC

Iris / Iris Plus*



Covers with labelling field
 Pack of 10
 WHITE* 19883
 ODYSSEY GOLD 19883-OD
 CHOCOLATE* 19883-CH
 Pack of 2



Pack of 10
 MERC. ALUM.* 19883-MA
 NEP. STEEL 19883-AN

Mega / Iris Plus*




Covers with labelling field
 Pack of 2
 FUSION ALUM. 22983-AF
 PRUSS. ALUM. 22983-AP
 MALT GOLD 22983-DM
 PEARL WHITE 22983-BP



Pack of 2
 MISTY BRON. 22983-BN
 SAMOA BR. 22983-MS
 SATIN WHITE 22983-BS
 COSSO AN.* 22983-AC

SW/APC fiber optic solutions



Support for 1 standard RJ Keystone connector **19582-1**

Pack of 10



Coupler for SW/APC-type optical fibre connector **3191**

To be used with adapter 3190 or directly plugged into the RJ cover

Pack of 20



A Keystone adapter should be used with coupler 3191 in RJ adapters **3190**

For proper use of this adapter, an increased-depth flush-mounting box is recommended

Pack of 20

Iris / Iris Plus*



Pack of 10
 WHITE* **19782** BEIGE **19782-A** ODYSSEY GOLD **19782-OD** CHOCOLATE* **19782-CH**
 Pack of 2



Pack of 10
 MERC. ALUM.* **19782-MA** NEP. STEEL **19782-AN**

Mega / Iris Plus*



Pack of 2
 FUSION ALUM. **22782-AF** PRUSS. ALUM. **22782-AP** MALT GOLD **22782-DM** PEARL WHITE **22782-BP**



Pack of 2
 MISTY BRON. **22782-BN** SAMOA BR. **22782-MS** SATIN WHITE **22782-BS** COSSO AN.* **22782-AC**

Covers with labelling field



Pack of 10
 WHITE* **19783** BEIGE **19783-A** ODYSSEY GOLD **19783-OD** CHOCOLATE* **19783-CH**
 Pack of 2



Pack of 10
 MERC. ALUM.* **19783-MA** NEP. STEEL **19783-AN**

*The colours of the Iris Plus frames match those marked with an asterisk

Covers with labelling field




Pack of 2
 FUSION ALUM. **22883-AF** PRUSS. ALUM. **22883-AP** MALT GOLD **22883-DM** PEARL WHITE **22883-BP**



Pack of 2
 MISTY BRON. **22883-BN** SAMOA BR. **22883-MS** SATIN WHITE **22883-BS** COSSO AN.* **22883-AC**

SW/APC fiber optic solutions



Support for 2 standard RJ Keystone connectors **19682-1**

Pack of 10



Coupler for SW/APC-type optical fibre connector **3191**

To be used with adapter 3190 or directly plugged into the RJ cover

Pack of 20



A Keystone adapter should be used with coupler 3191 in RJ adapters **3190**

For proper use of this adapter, an increased-depth flush-mounting box is recommended

Pack of 20

Iris / Iris Plus*



Pack of 10
 WHITE* **19882** BEIGE **19882-A** ODYSSEY GOLD **19882-OD** CHOCOLATE* **19882-CH**
 Pack of 2



Pack of 10
 MERC. ALUM.* **19882-MA** NEP. STEEL **19882-AN**

Mega / Iris Plus*



Pack of 2
 FUSION ALUM. **22783-AF** PRUSS. ALUM. **22783-AP** MALT GOLD **22783-DM** PEARL WHITE **22783-BP**



Pack of 2
 MISTY BRON. **22783-BN** SAMOA BR. **22783-MS** SATIN WHITE **22783-BS** COSSO AN.* **22783-AC**

Covers with labelling field



Pack of 10
 WHITE* **19883** BEIGE **19883-A** ODYSSEY GOLD **19883-OD** CHOCOLATE* **19883-CH**
 Pack of 2



Pack of 10
 MERC. ALUM.* **19883-MA** NEP. STEEL **19883-AN**

*The colours of the Iris Plus frames match those marked with an asterisk

Covers with labelling field



Pack of 2
 FUSION ALUM. **22983-AF** PRUSS. ALUM. **22983-AP** MALT GOLD **22983-DM** PEARL WHITE **22983-BP**



Pack of 2
 MISTY BRON. **22983-BN** SAMOA BR. **22983-MS** SATIN WHITE **22983-BS** COSSO AN.* **22983-AC**

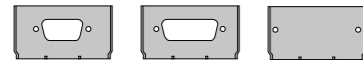
Multiple connector

Multiple adapter for computer connectors with labelling field

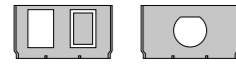
Supplied with 5 adapters for different connectors

*The colours of the Iris Plus frames match those marked with an asterisk

Supplied with adapters



Connector SUB-D 9 pins Connector SUB-D 15 pins Connector Blank



Support RJ45 connector Connector Twinaxial

Iris / Iris Plus*



Pack of 10 **WHITE*** **18049** **ODYSSEY GOLD** **18049-OD** **CHOCOLATE*** **18049-CH**
Pack of 1



Pack of 10 **MERC. ALUM.*** **18049-MA** **NEP. STEEL** **18049-AN**

Mega / Iris Plus*



Pack of 1 **FUSION ALUM.** **22049-AF** **PRUSS. ALUM.** **22049-AP** **MALT GOLD** **22049-DM** **PEARL WHITE** **22049-BP**



Pack of 1 **MISTY BRON.** **22049-BN** **SAMOA BR.** **22049-MS** **SATIN WHITE** **22049-BS** **COSSO AN.*** **22049-AC**

Wound potentiometer for loudspeakers



Potentiometer 3 W - 27 Ω **18560**
Potentiometer 5 W - 47 Ω **18562**
***Potentiometer 5 + 5 W - 47 Ω** **18564**

*Requires a special depth flush-mounting box

Not suitable for claws

Pack of 1

*The colours of the Iris Plus frames match those marked with an asterisk

Iris / Iris Plus*




Pack of 10 **WHITE*** **18760** **ODYSSEY GOLD** **18760-OD** **CHOCOLATE*** **18760-CH**
Pack of 1




Pack of 10 **MERC. ALUM.*** **18760-MA** **NEP. STEEL** **18760-AN** **COSSO AN.*** **22760-AC**

Loudspeaker socket outlets




Loudspeaker socket outlet (mono) 18563-2
Rear screwed terminals
Pack of 10



Loudspeaker socket outlet (stereo) 18563-4
Rear screwed terminals
Pack of 10

*The colours of the Iris Plus frames match those marked with an asterisk

Iris / Iris Plus*



Pack of 10
WHITE* 18730
BEIGE 18730-A
ODYSSEY GOLD 18730-OD
CHOCOLATE* 18730-CH
Pack of 1




Pack of 10
MERC. ALUM.* 18730-MA
NEP. STEEL 18730-AN

Mega / Iris Plus*



Pack of 1
FUSION ALUM. 22730-AF
PRUSS. ALUM. 22730-AP
MALT GOLD 22730-DM
PEARL WHITE 22730-BP



Pack of 1
MISTY BRON. 22730-BN
SAMOA BR. 22730-MS
SATIN WHITE 22730-BS
COSSO AN.* 22730-AC

Loudspeaker socket outlets



RCA mono socket outlet 18575
Rear screwless terminal.
Cable: maximum 3 pairs of 0.3 mm²
Pack of 1

*The colours of the Iris Plus frames match those marked with an asterisk

Iris / Iris Plus*



Pack of 10
WHITE* 18882
BEIGE 18882-A
ODYSSEY GOLD 18882-OD
CHOCOLATE* 18882-CH
Pack of 1

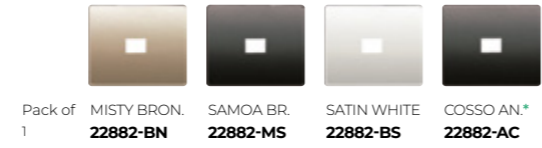


Pack of 10
MERC. ALUM.* 18882-MA
NEP. STEEL 18882-AN

Mega / Iris Plus*




Pack of 1
FUSION ALUM. 22882-AF
PRUSS. ALUM. 22882-AP
MALT GOLD 22882-DM
PEARL WHITE 22882-BP



Pack of 1
MISTY BRON. 22882-BN
SAMOA BR. 22882-MS
SATIN WHITE 22882-BS
COSSO AN.* 22882-AC

Loudspeaker socket outlets



RCA stereo socket outlet 18576
Rear screwless terminal.
Cable: maximum 3 pairs of 0.3 mm²
Pack of 1

*The colours of the Iris Plus frames match those marked with an asterisk

Iris / Iris Plus*




Pack of 10
WHITE* 18776
ODYSSEY GOLD 18776-OD
CHOCOLATE* 18776-CH
Pack of 1




Pack of 10
MERC. ALUM.* 18776-MA
NEP. STEEL 18776-AN


Mega / Iris Plus*



Pack of 1
FUSION ALUM. 22776-AF
PRUSS. ALUM. 22776-AP
MALT GOLD 22776-DM
PEARL WHITE 22776-BP



Pack of 1
MISTY BRON. 22776-BN
SAMOA BR. 22776-MS
SATIN WHITE 22776-BS
COSSO AN.* 22776-AC



RCA video socket outlet 18577
Rear screwless terminal.
Cable: maximum 3 pairs of 0.3 mm²
Pack of 1

*The colours of the Iris Plus frames match those marked with an asterisk

Iris / Iris Plus*



Pack of 10
WHITE* 18882
BEIGE 18882-A
ODYSSEY GOLD 18882-OD
CHOCOLATE* 18882-CH
Pack of 1

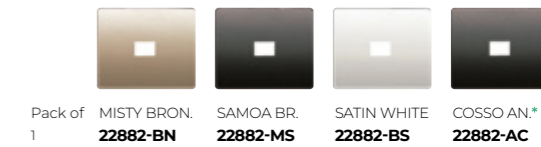


Pack of 10
MERC. ALUM.* 18882-MA
NEP. STEEL 18882-AN

Mega / Iris Plus*



Pack of 1
FUSION ALUM. 22882-AF
PRUSS. ALUM. 22882-AP
MALT GOLD 22882-DM
PEARL WHITE 22882-BP



Pack of 1
MISTY BRON. 22882-BN
SAMOA BR. 22882-MS
SATIN WHITE 22882-BS
COSSO AN.* 22882-AC

Assorted mechanisms



Fuse holder **18528**
 Max. fuses 16 A 250 V~
 for ceramic fuse
 8.5×31.5 mm
 Pack of 10

*The colours of the Iris Plus frames match those marked with an asterisk

Iris / Iris Plus*



Pack of 10
 WHITE* **18728** ODYSSEY GOLD **18728-OD** CHOCOLATE* **18728-CH**
 Pack of 1



Pack of 10
 MERC. ALUM.* **18728-MA** NEP. STEEL **18728-AN**

Mega / Iris Plus*



Pack of 1
 FUSION ALUM. **22728-AF** PRUSS. ALUM. **22728-AP** MALT GOLD **22728-DM** PEARL WHITE **22728-BP**



Pack of 1
 MISTY BRON. **22728-BN** SAMOA BR. **22728-MS** SATIN WHITE **22728-BS** COSSO AN.* **22728-AC**

Fuse-holder cap
 Spare part for product Ref.18528

*The colours of the Iris Plus frames match those marked with an asterisk

Iris / Iris Plus*



Pack of 10
 WHITE* **18029** ODYSSEY GOLD **18029-OD** CHOCOLATE* **18029-CH**



Pack of 10
 MERC. ALUM.* **18029-MA** NEP. STEEL **18029-AN**

Mega / Iris Plus*




Pack of 10
 FUSION ALUM. **22029-AF** PRUSS. ALUM. **22029-AP** MALT GOLD **22029-DM** PEARL WHITE **22029-BP**



Pack of 10
 MISTY BRON. **22029-BN** SAMOA BR. **22029-MS** SATIN WHITE **22029-BS** COSSO AN.* **22029-AC**

Multimedia connectors



Type A HDMI connector
 Screwed terminals
 White **18578-HDMI**
 Beige **18578-HDMI-A**
 Grey **18578-HDMI-G**
 Pack of 1

*The colours of the Iris Plus frames match those marked with an asterisk

Iris / Iris Plus*



Pack of 1
 WHITE* **18778** BEIGE **18778-A** ODYSSEY GOLD **18778-OD** CHOCOLATE* **18778-CH**



Pack of 1
 MERC. ALUM.* **18778-MA** NEP. STEEL **18778-AN**

Mega / Iris Plus*



Pack of 1
 FUSION ALUM. **22778-AF** PRUSS. ALUM. **22778-AP** MALT GOLD **22778-DM** PEARL WHITE **22778-BP**




Pack of 1
 MISTY BRON. **22778-BN** SAMOA BR. **22778-MS** SATIN WHITE **22778-BS** COSSO AN.* **22778-AC**

Assorted mechanisms


Blank cover

*The colours of the Iris Plus frames match those marked with an asterisk

Iris / Iris Plus*



Mega / Iris Plus*



Room thermostats




Electronic thermostat for heating or cooling **18544**
 230 V~/1900 W cos φ = 1
 230 V~/450 W cos φ = 0.6
 Regulation from 5 °C a 30 °C
 Hysteresis ±1 °C

Pack of 1

*The colours of the Iris Plus frames match those marked with an asterisk

Iris / Iris Plus*



Mega / Iris Plus*



Room thermostats

Heating and cooling room thermostat with a one-way switch; 5 A (2 A) 230 V~ regulation from 5 to 30 °C

Night-time reduction: The thermostat incorporates a second resistor which can be turned on at a scheduled time via a timer switch, achieving a temperature reduction of 5°C

Pack of 1

Heated floor thermostat

Control of floor temperature in facilities with heated floor heating. Night reduction via a signal from an external programmer. "Heating connected" and "reduced operation" indicator light. On/off one-way switch. For installation in a 60mm mechanism box. Indicator lights
 Temperature: *..5 [= 10..50 °C]
 Power supply: 230 VAC [195..253 V] 50 Hz
 Remote sensor: length 4 m [extendable to 50 m]
 Room temperature 0..40 °C
 Hysteresis ±1°

Pack of 1

Iris



WHITE
18144



WHITE
18244

Motion detector



Spherical motion detector, 3-wire mechanism **18555-3**

Contact rating (3-wire, relay output):
 Resistive load 2,300 W, 10 A max., cos φ = 1
 Inductive load 1,500 W, 5 A max., cos φ = 0.6
 Halogen lamps with a 1000 VA transformer
 Electronic ballasts e.g. 2 x 36 W (20 max.)
 Compatible with LED loads

Pack of 1


Spherical motion detector **18555**

Not suitable for claws
 Detection angle: 180° horizontal/60° vertical
 Timing from 4 sec. to 10 min.
 Power supply 230 V +6 % -10 %
 Range (1.2-2.2 m mounting height), max. 8 m for lateral movement, approx. 3 m for forward movement. Twilight level of 5 to 1000 lux
 Contact rating (2-wire, triac output): incandescent/halogen 40 - 300 W max.
 Minimum load 40 W

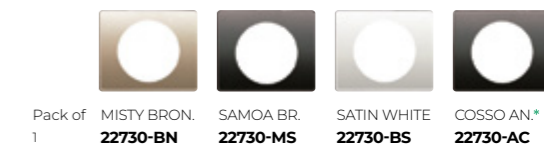

Pack of 1

*The colours of the Iris Plus frames match those marked with an asterisk

Iris / Iris Plus*



Mega / Iris Plus*



Sound modules

Adapter for sound modules (Sonelco, Eis, Tez, Sonbel)

A specific fixing frame must be added, depending on the manufacturer

46 x 46 mm

*The colours of the Iris Plus frames match those marked with an asterisk

Iris / Iris Plus*



Pack of 10
 WHITE* **18742** ODYSSEY GOLD **18742-OD** CHOCOLATE* **18742-CH**
 Pack of 1



Pack of 10
 MERC. ALUM.* **18742-MA** NEP. STEEL **18742-AN**

Mega / Iris Plus*



Pack of 1
 FUSION ALUM. **22742-AF** PRUSS. ALUM. **22742-AP** MALT GOLD **22742-DM** PEARL WHITE **22742-BP**



Pack of 1
 MISTY BRON. **22742-BN** SAMOA BR. **22742-MS** SATIN WHITE **22742-BS** COSSO AN.* **22742-AC**

Adapter for EGI sound modules

Adapts directly to the sound module fixing frames

41 x 41 mm

*The colours of the Iris Plus frames match those marked with an asterisk

Iris / Iris Plus*



Pack of 10
 WHITE* **18743** BEIGE **18743-A** ODYSSEY GOLD **18743-OD** CHOCOLATE* **18743-CH**
 Pack of 1



Pack of 10
 MERC. ALUM.* **18743-MA** NEP. STEEL **18743-AN**

Mega / Iris Plus*



Pack of 1
 FUSION ALUM. **22743-AF** PRUSS. ALUM. **22743-AP** MALT GOLD **22743-DM** PEARL WHITE **22743-BP**



Pack of 1
 MISTY BRON. **22743-BN** SAMOA BR. **22743-MS** SATIN WHITE **22743-BS** COSSO AN.* **22743-AC**

Assorted material



Universal linking mechanism **2373-1**
 Thermoplastic material
 Dimensions: 71x71x43 mm
 Pack of 640



Protective cover **2374-1**
 Allows you to locate the box after plastering
 Pack of 1000



Claws for metal frames **16-GAR**
 Bag with 50 claws and 50 screws to assemble 25 fixing frames



1-gang flush-mounting box for hollow partition walls **2341**
 Pack of 120



2-gang flush-mounting box for hollow partition walls **2342**
 Pack of 60



3-gang flush-mounting box for hollow partition walls **2343**
 Pack of 35



4-gang flush-mounting box for hollow partition walls **2344**
 Pack of 30



5-gang flush-mounting box for hollow partition walls **2345**
 Pack of 21



Hole saw with countersink for hollow partition walls **2158000**
 diam. 68 mm / depth. 40 mm
 Pack of 1



Countersink for Ø 68 mm **5892000**
 Tool for flush installation of hollow wall boxes
 Pack of 1





Replacement blades for ref. 5892000 **5893000**
 Pack of 1






BJC fixing frame aligner **3201**
 Pack of 1

Note: Check the price list published on our website, www.bjc.es, for availability of mechanisms with claws identified with -X after the reference. To achieve the designed installation results, the use of these boxes and a hole saw with countersink is recommended.

Iris Frames

			
WHITE Pack of	BEIGE Pack of	ODYSSEY GOLD Pack of	NEPTUNE STEEL Pack of
18001 10	18001-A 10	18001-OD 10	18001-AN 10
18002 10	18002-A 10	18002-OD 10	18002-AN 10
18003 5	18003-A 5	18003-OD 5	18003-AN 5
18004 5	18004-A 5	18004-OD 5	18004-AN 5
18005 1	18005-A 1	18005-OD 1	18005-AN 1
18102 10	18102-A 10	18102-OD 10	18102-AN 10
18103 5	18103-A 5	18103-OD 5	18103-AN 5
18104 5	18104-A 5	18104-OD 5	18104-AN 5





		
MERCURY ALUMINIUM Pack of	CEMENT BEIGE Pack of	CHOCOLATE Pack of
18001-MA 10	18001-BC 1	18001-CH 1
18002-MA 10	18002-BC 1	18002-CH 1
18003-MA 5	18003-BC 1	18003-CH 1
18004-MA 5	18004-BC 1	18004-CH 1
18005-MA 1	18005-BC 1	18005-CH 1
18102-MA 10	18102-BC 1	18102-CH 1
18103-MA 5	18103-BC 1	18103-CH 1
18104-MA 5	18104-BC 1	18104-CH 1

MEASUREMENTS

	85 x 84 mm
	85 x 155 mm
	85 x 226 mm
	85 x 298 mm
	85 x 370 mm
	156 x 84 mm
	228 x 84 mm
	299 x 84 mm




Iris Plus frames

			
WHITE Pack of	MERCURY ALUMINIUM Pack of	COSSO ANTHRACITE Pack of	CHOCOLATE Pack of
18011 10	18011-MA 10	18011-AC 1	18011-CH 1
18012 10	18012-MA 10	18012-AC 1	18012-CH 1
18013 5	18013-MA 5	18013-AC 1	18013-CH 1
18014 5	18014-MA 5	18014-AC 1	18014-CH 1
18112 10	18112-MA 10	18112-AC 1	18112-CH 1
18113 5	18113-MA 5	18113-AC 1	18113-CH 1

To install Iris Plus frames correctly in hollow partition walls, use the 2158000 hole saw (or equivalent) to ensure the flush-mounting box is flush with the wall.

MEASUREMENTS

	93 x 82 mm
	164 x 82 mm
	236 x 82 mm
	307 x 82 mm
	153 x 93 mm
	225 x 93 mm



Mega Frames



			
SATIN WHITE Pack of	MABE PEARL WHITE Pack of	MABE PEARL WHITE COSSO Pack of	SAMOA BR. Pack of
<input type="checkbox"/> 22001-BS 1	<input type="checkbox"/> 22001-BP 1	<input type="checkbox"/> 22001-BPC 1	<input type="checkbox"/> 22001-MS 1
<input type="checkbox"/> 22002-BS 1	<input type="checkbox"/> 22002-BP 1	<input type="checkbox"/> 22002-BPC 1	<input type="checkbox"/> 22002-MS 1
<input type="checkbox"/> 22003-BS 1	<input type="checkbox"/> 22003-BP 1	<input type="checkbox"/> 22003-BPC 1	<input type="checkbox"/> 22003-MS 1
<input type="checkbox"/> 22004-BS 1	<input type="checkbox"/> 22004-BP 1	<input type="checkbox"/> 22004-BPC 1	<input type="checkbox"/> 22004-MS 1
<input type="checkbox"/> 22102-BS 1	<input type="checkbox"/> 22102-BP 1	<input type="checkbox"/> 22102-BPC 1	<input type="checkbox"/> 22102-MS 1
<input type="checkbox"/> 22103-BS 1	<input type="checkbox"/> 22103-BP 1	<input type="checkbox"/> 22103-BPC 1	<input type="checkbox"/> 22103-MS 1
<input type="checkbox"/> 22104-BS 1	<input type="checkbox"/> 22104-BP 1	<input type="checkbox"/> 22104-BPC 1	<input type="checkbox"/> 22104-MS 1

		
FUSION ALUM. Pack of	FUSION ALUMINIUM COSSO Pack of	PRUSS. ALUM. Pack of
<input type="checkbox"/> 22001-AF 1	<input type="checkbox"/> 22001-AFC 1	<input type="checkbox"/> 22001-AP 1
<input type="checkbox"/> 22002-AF 1	<input type="checkbox"/> 22002-AFC 1	<input type="checkbox"/> 22002-AP 1
<input type="checkbox"/> 22003-AF 1	<input type="checkbox"/> 22003-AFC 1	<input type="checkbox"/> 22003-AP 1
<input type="checkbox"/> 22004-AF 1	<input type="checkbox"/> 22004-AFC 1	<input type="checkbox"/> 22004-AP 1
<input type="checkbox"/> 22102-AF 1	<input type="checkbox"/> 22102-AFC 1	<input type="checkbox"/> 22102-AP 1
<input type="checkbox"/> 22103-AF 1	<input type="checkbox"/> 22103-AFC 1	<input type="checkbox"/> 22103-AP 1
<input type="checkbox"/> 22104-AF 1	<input type="checkbox"/> 22104-AFC 1	<input type="checkbox"/> 22104-AP 1



			
MALT GOLD Pack of	MALT GOLD COSSO Pack of	MISTY BRON. Pack of	MISTY BRONZE COSSO Pack of
<input type="checkbox"/> 22001-DM 1	<input type="checkbox"/> 22001-DMC 1	<input type="checkbox"/> 22001-BN 1	<input type="checkbox"/> 22001-BNC 1
<input type="checkbox"/> 22002-DM 1	<input type="checkbox"/> 22002-DMC 1	<input type="checkbox"/> 22002-BN 1	<input type="checkbox"/> 22002-BNC 1
<input type="checkbox"/> 22003-DM 1	<input type="checkbox"/> 22003-DMC 1	<input type="checkbox"/> 22003-BN 1	<input type="checkbox"/> 22003-BNC 1
<input type="checkbox"/> 22004-DM 1	<input type="checkbox"/> 22004-DMC 1	<input type="checkbox"/> 22004-BN 1	<input type="checkbox"/> 22004-BNC 1
<input type="checkbox"/> 22102-DM 1	<input type="checkbox"/> 22102-DMC 1	<input type="checkbox"/> 22102-BN 1	<input type="checkbox"/> 22102-BNC 1
<input type="checkbox"/> 22103-DM 1	<input type="checkbox"/> 22103-DMC 1	<input type="checkbox"/> 22103-BN 1	<input type="checkbox"/> 22103-BNC 1
<input type="checkbox"/> 22104-DM 1	<input type="checkbox"/> 22104-DMC 1	<input type="checkbox"/> 22104-BN 1	<input type="checkbox"/> 22104-BNC 1

Mega Frames

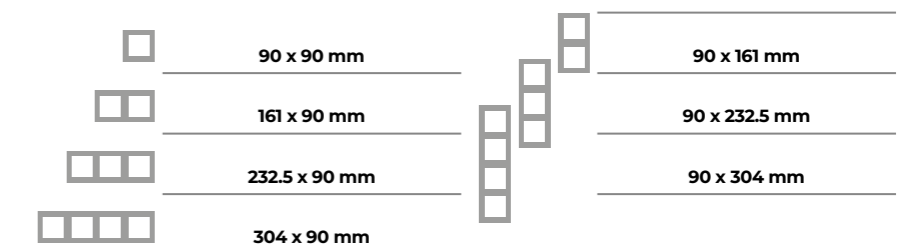
Pure metal

	
ALUMINIUM Pack of	GOLD Pack of
<input type="checkbox"/> 22001-AG 1	<input type="checkbox"/> 22001-DG 1
<input type="checkbox"/> 22002-AG 1	<input type="checkbox"/> 22002-DG 1
<input type="checkbox"/> 22003-AG 1	<input type="checkbox"/> 22003-DG 1
<input type="checkbox"/> 22004-AG 1	<input type="checkbox"/> 22004-DG 1
<input type="checkbox"/> 22102-AG 1	<input type="checkbox"/> 22102-DG 1
<input type="checkbox"/> 22103-AG 1	<input type="checkbox"/> 22103-DG 1
<input type="checkbox"/> 22104-AG 1	<input type="checkbox"/> 22104-DG 1

Textured metal

	
COSSO EBONY BLACK Pack of	MOCHA BROWN COSSO Pack of
<input type="checkbox"/> 22001-NEC 1	<input type="checkbox"/> 22001-MMC 1
<input type="checkbox"/> 22002-NEC 1	<input type="checkbox"/> 22002-MMC 1
<input type="checkbox"/> 22003-NEC 1	<input type="checkbox"/> 22003-MMC 1
<input type="checkbox"/> 22004-NEC 1	<input type="checkbox"/> 22004-MMC 1
<input type="checkbox"/> 22102-NEC 1	<input type="checkbox"/> 22102-MMC 1
<input type="checkbox"/> 22103-NEC 1	<input type="checkbox"/> 22103-MMC 1
<input type="checkbox"/> 22104-NEC 1	<input type="checkbox"/> 22104-MMC 1

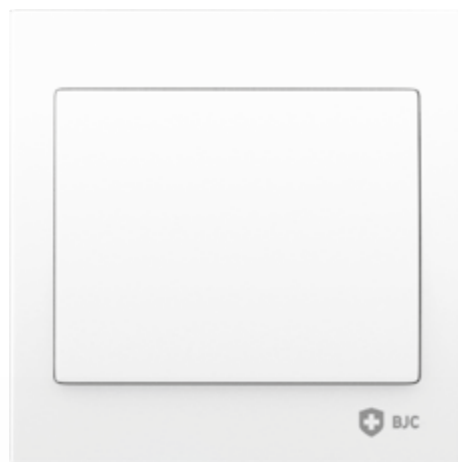
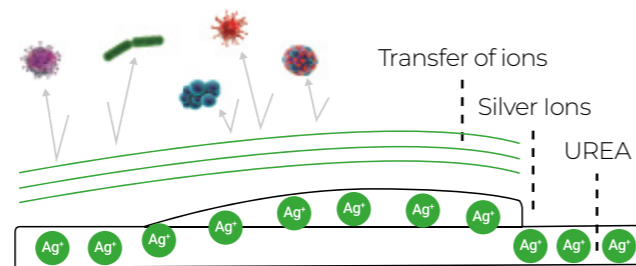
MEASUREMENTS




Antibacterial solutions




Thanks to their antibacterial finish, Iris and Iris Plus impede the survival and transmission of microorganisms. This makes them the perfect choice for environments in which microorganisms thrive and the risk of transmission is high, such as hospitals, care homes, residential homes, care centres and communal areas in offices or homeowners' associations.



Antibacterial Iris




Antibacterial Iris Plus



Durability

The antibacterial agent is not applied with a coating, but is part of the material of the product itself. For this reason, the antibacterial properties do not wear off over time. Although the material wears away, silver ions are still present inside the product. The antibacterial finish is white in colour to indeed offer antibacterial properties.




The antibacterial agent

The antibacterial agent is not applied with a coating, but is part of the material of the product itself. For this reason, the antibacterial properties do not wear off over time. Although the material wears away, silver ions are still present inside the product. The antibacterial finish is white in colour to indeed offer antibacterial properties.



Certification

The antibacterial agent used has been registered in the U.S: FDA (Food and Drug Administration) and EPA (Environmental Protection Agency) and included as a biocidal substance in the EUBPR (European Biocides Regulation). The material used for this finish has been certified according to the ISO 22196 standards.



Main functions

An antibacterial finish has been developed for a wide range of the most common functions in the spaces where they are to be installed: broad and double switches, Schuko socket, RJ45 connector, switches for blinds, TV, key card switches and cord pulls.



Common areas


Ideal product for installation in places where hygiene is a key factor, such as hospitals, residential care homes or welfare centres and in high-traffic areas such as restaurants, offices or residents' associations. All of them are places in which it is important to have control of factors that have polluting effects, as well as guarantee greater safety for residents, workers, customers and visitors.



Features

Antibacterial Urea maintains the excellent physical and chemical properties of Urea, such as thermal insulation, fire behaviour, chemical resistance, colour stability, etc. The main characteristics of Urea are detailed on the following pages. The dimensions of the parts with antibacterial finish are the same as the standard finish, so it is possible to exchange the installed parts for the new finish. Visually, there is not much change either, so a special logo has been added to the frame to be able to differentiate the antibacterial product.

Switch mechanisms




Single pole one-way switch 18505
Two-way switch 18506
 16 A 250 V~
Intermediate switch 18507
 10 A 250 V~
 Pack of 10

Antibacterial switch



Pack of 1 WHITE
18705-BF

Switch mechanisms




Double one-way switch 18509
Double two-way switch 18510
 16 A 250 V~
Double push-button 18511
 10 A 250 V~
Double normally-closed push-button 18513
 10 A 250 V~
 Pack of 10

Antibacterial double switch



Pack of 1 WHITE
18709-BF

Push-button mechanism



Push-button 18516
Normally-closed push-button 18512
 10 A 250 V~
 Pack of 10

Antibacterial switch with bell symbol




Pack of 1 WHITE
18716-BF

Antibacterial switch with bulb symbol




Pack of 1 WHITE
18717-BF

Mechanisms for blinds



Double push-button for blinds with electrical interlocking device 18565
Double one-way switch for blinds 18569
 With electrical and mechanical interlocking device
 10 A 250 V~
 Pack of 10

Antibacterial double switch for blinds



Pack of 1 WHITE
18765-BF

Double push-button for blinds 18511
 Requires auxiliary device specific to each blind manufacturer
 No interlocking device
 10 A 250 V~
 Pack of 10

Cord operated push-button mechanism



Cord operated push-button 18521
Cord operated two-way switch 18598
 10 A 250 V~
 Not suitable for claws
 Pack of 10

The cord operated mechanism does not have an antibacterial finish

Antibacterial cord operated cover



Pack of 1 WHITE
18734-BF

Socket outlets with child protection



Schuko® socket outlet (lateral earthing) with child safety 18524
 Screwed terminals 16 A 250 V~


Pack of 10

Antibacterial cover



Pack of 1 WHITE
18724-BF

Voice and data connectors



Adapter for 1 RJ45/RJ11 connector (AMP, ITT, etc.) 19582-1


Pack of 10

Antibacterial voice and data connector cover



Pack of 1 WHITE
19782-BF

TV-FM socket outlet



TV_FM socket outlet Series 2-10 2932
Final outlet Individual installation 2933
 2934
 (Manufacturer: TELEVÉS)

Pack of 10

TV-FM socket outlets comply with UNE 20523 and CEI 16 standards

Antibacterial TV-FM cover



Pack of 1 WHITE
18330-BF

Key card mechanism

One-way / two-way switch for a key card with 1 built-in microswitch and indicator light
 With built-in lamp
 250VAC - 10A resistive load / 1.5A inductive load



Pack of 1 WHITE
18068-BF

The use of a contactor for inductive loads is recommended

This product's display does not have an antibacterial finish.

Microswitch for key card switch

2368

Allows you to replace or add a microswitch to a 18068-* key card switch

Pack of 10



Iris, Iris Plus

Antibacterial frames

Iris



WHITE Pack of

	18001-BF	1
	18002-BF	1
	18003-BF	1
	18004-BF	1
	18102-BF	1

MEASUREMENTS

	85 x 84 mm
	85 x 155 mm
	85 x 226 mm
	85 x 298 mm
	156 x 84 mm

Iris Plus



WHITE Pack of

	18011-BF	1
	18012-BF	1
	18013-BF	1
	18014-BF	1
	18112-BF	1

MEASUREMENTS

	93 x 82 mm
	164 x 82 mm
	236 x 82 mm
	307 x 82 mm
	153 x 93 mm

The material of the components is treated with an antibacterial agent. It is not a superficial treatment.

BJC

Style

Unmistakeable and elegant

The Style series is the modern archetype of the traditional series, both in terms of aesthetics and functionality, which transcend fashion trends. With regards to its appearance, many aspects of the Style series have remained unchanged, making its functional version one of the most recognised and recognisable on the market.

New collection of one-way switches and mechanisms: design, elegance and technology for homes, offices and hotels.



Polar White



Platinum Metallic



Cosso Anthracite



Chocolate



Matt Gold



Matt White



Matt Black




MEC 18

One single mechanism is suitable for all five luxury BJC series: Iris, Iris Plus, Mega, Style and Miro.


Its structure is ergonomically designed for easy, quick and hassle-free installation. Its compact mechanism makes use of all the space inside the flush-mounting box and facilitates cable routing. It is designed to ensure flawless installation.

- Our one-way and two-way 16A MEC18 switches allow many different applications with the same mechanism, reducing the number of items and references you need to stock.
- The galvanised steel fixing frames are treated to prevent corrosion, ensuring durable installation components.
- The fixing frames feature upper and lower profiles that facilitate assembly and ensure the mechanism is rigidly positioned.

The socket outlets feature child protection elements and use standard STAI connectors - an open safety screw system. Just connect and tighten. The screws close with a single operation. Their engraved floating nut prevents the cable from slipping and guarantees a perfect fastening across the whole of the contact surface. The three conductors enter through the top of the socket outlet. They are also screwed onto one side of the socket outlet. Outlets and covers are supplied together but are not pre-assembled, which allows for quick and safe terminal connection and fastening.

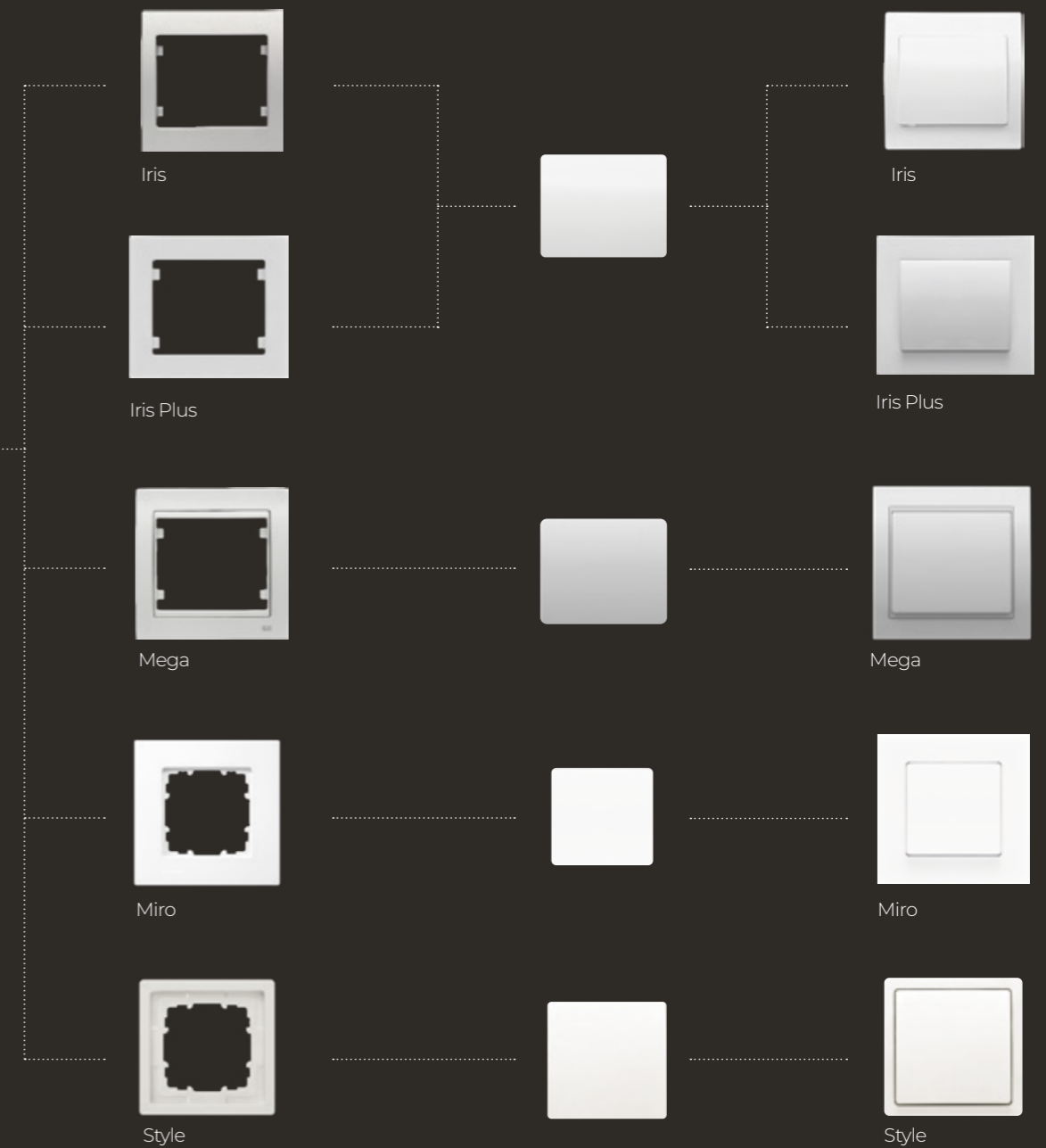


Certifications



MEC 18

The same mechanism for 5 different designs



Design and elegance

Over the years, many aspects of the Style series have remained unchanged, making its functional version one of the most recognised and recognisable on the market. Design and elegance for homes, offices, and hotels.

The modern archetype of the classic series, both in terms of aesthetics and functionality.



Compatible with BJC Nexus BJC Nexus.

Its structure is ergonomically designed for easy, quick and hassle-free installation.

Elegant combinations that fully integrate into the spaces of today's buildings.

A design that has conquered homes, as well as professional and commercial environments.

“ The Style series is the modern archetype of the traditional series, both in terms of aesthetics and functionality, which transcend fashion trends.

IP44 style

Now also for outdoor use

- In all colours and frames.
- Schuko® socket outlet, single and double mechanism, TV and RJ.
- A single common IP20 frame from the same series.
- Uses the same IP20 mechanism.



IP44



Style Aluminium Metallic IP44 TV (cover open) + IP44 push-button



Style polar white IP44 RJ (Cover open) + IP44 one-way switch for blinds



Many different functions

The Style series offers a wide range of functions to meet today's needs. These include light intensity dimmers, sound controllers, and mechanisms for raising and lowering blinds. Choose whichever options you need for your total comfort and enjoy their appealing, colourful designs.



Dimmers

Dimmers are the perfect way to create an atmosphere in rooms by adjusting the lighting levels to the desired intensity. The intensity can be increased or decreased. Due to the variety of lamp technologies and power levels, it is essential to use a specific dimmer designed to match each lamp. BJC offers a wide range of dimmers suitable for different lamps and power ratings.



Dual USB chargers

The Schuko® socket outlet with dual USB Type A and Type C allows you to charge two terminals simultaneously while leaving the actual socket free for use. Quick and easy installation in a standard flush-mounting box.

- Power Delivery (required by the EU from 2024)
- Quick charge
- For standard flush-mounting boxes



Multimedia

Multimedia connectors are the perfect solution to prevent exposed wiring during installation and for the distribution of electronic devices in any type of installation; whether residential or commercial. The HDMI, RJ45, stereo cable and other outputs can provide separate input and output sources, for efficient connections and uncluttered installations.



RJ and fibre-optic sockets

This allows the fibre-optic cable to reach the required location and enables the router to be easily connected.



Push-button with indicator light

The indicator light makes it easy to find the push-button in dimly lit areas.




Style surface mounting box

The surface mounting box in the Style series blends seamlessly with the series' aesthetic design and can be used in non-flush mounting. The cable glands for connections can be used for wiring and terminal strips. They are available in Polar White and Platinum Metallic finishes and for frames with one, two or three gangs.

16 A in Mec switches

The switches feature a powerful 16 A device with an automatic terminal connection. Their ergonomic design ensures comfortable, easy and safe handling.



Mechanism

The Mec 18 mechanism can be adapted to Iris, Iris Plus, Mega, Miro and Style products for your convenience.



Frame

Compact space between the frame and switch. High-quality finishes.



Switch

Accurate operation. Smooth and comfortable to the touch.

Reference table for composing basic functions - Style

Function	Mechanism	● Polar White ● Platinum Metallic ● Cosso Anthracite ● Chocolate ● Malt Gold Matt White Matt Black						
		Switch/Cover	Switch/Cover	Switch/Cover	Switch/Cover	Switch/Cover	Switch/Cover	Switch/Cover
One-way switch	18505	61705	61705-PM	61705-AC	61705-CH	61705-DM	61705-BM	61705-NM
Two-way switch	18506	61705	61705-PM	61705-AC	61705-CH	61705-DM	61705-BM	61705-NM
Intermediate switch	18507	61705	61705-PM	61705-AC	61705-CH	61705-DM	61705-BM	61705-NM
Double one-way switch	18509	61709	61709-PM	61709-AC	61709-CH	61709-DM	61709-BM	61709-NM
Double two-way switch	18510	61709	61709-PM	61709-AC	61709-CH	61709-DM	61709-BM	61709-NM
Push-button, bell symbol	18516	61716	61716-PM	61716-AC	61716-CH	61716-DM	61716-BM	61716-NM
Push-button, bulb symbol	18516	61717	61717-PM	61717-AC	61717-CH	61717-DM	61717-BM	61717-NM
Rotary dimmer	21550-X	61749	61749-PM	61749-AC	61749-CH	61749-DM	61749-BM	61749-NM
Schuko® socket outlet	18524	61724	61724-PM	61724-AC	61724-CH	61724-DM	61724-BM	61724-NM
Schuko® socket outlet + dual USB Type A and Type C	18524-USBC	61724-USBC	61724-USBC-PM	61724-USBC-AC	61724-USBC-CH	61724-USBC-DM	61724-USBC-BM	61724-USBC-NM
TV cover	2932	61330	61330-PM	61330-AC	61330-CH	61330-DM	61330-BM	61330-NM
Single RJ socket outlet	19582-1	61782	61782-PM	61782-AC	61782-CH	61782-DM	61782-BM	61782-NM
Double RJ socket outlet	19682-1	61882	61882-PM	61882-AC	61882-CH	61882-DM	61882-BM	61882-NM
Blank cover	Mechanism + Cover	61033	61033-PM	61033-AC	61033-CH	61033-DM	61033-BM	61033-NM
Cable output	Mechanism + Cover	61734	61734-PM	61734-AC	61734-CH	61734-DM	61734-BM	61734-NM
Buzzer	18540	61740	61740-PM	61740-AC	61740-CH	61740-DM	61740-BM	61740-NM
Key card switch	Mechanism + Cover	61734	61734-PM	61734-AC	61734-CH	61734-DM	61734-BM	61734-NM
Frame	-	61001	61001-PM	61001-AC	61001-CH	61001-DM	61001-BM	61001-NM

Switch mechanisms



Single pole one-way switch 18505*
Two-way switch 18506*
Intermediate switch 18507*

Pack of 10

							SWITCH										
		POLAR WHITE	PLATINUM M.	ANTHRACITE C.	CHOCOLATE	M. GOLD	MATT WHITE	MATT BLACK			POLAR WHITE	PLATINUM M.	ANTHRACITE C.	CHOCOLATE	M. GOLD	MATT WHITE	MATT BLACK
		61705	61705-PM	61705-AC	61705-CH	61705-DM	61705-BM	61705-NM			61705-L	61705-PML	61705-ACL	61705-CHL	61705-DML	61705-BML	61705-NML
Pack of	10		2	2	2	2	2	2			10	2	2	2	2	2	2
SWITCH WITH A DIFFUSER																	
		POLAR WHITE	PLATINUM M.	ANTHRACITE C.	CHOCOLATE	M. GOLD	MATT WHITE	MATT BLACK			POLAR WHITE	PLATINUM M.	ANTHRACITE C.	CHOCOLATE	M. GOLD	MATT WHITE	MATT BLACK
		61705-L	61705-PML	61705-ACL	61705-CHL	61705-DML	61705-BML	61705-NML			61705-L	61705-PML	61705-ACL	61705-CHL	61705-DML	61705-BML	61705-NML
Pack of	10		2	2	2	2	2	2			10	2	2	2	2	2	2




Single pole one-way switch with control light 18605*
Two-way switch with control light 18606*
Two-way switch with indicator light 18506-L*

16 A 250 V~

Pack of 10

Indicator lamp incorporated in reference 18506-L

							SWITCH WITH A DIFFUSER										
		POLAR WHITE	PLATINUM M.	ANTHRACITE C.	CHOCOLATE	M. GOLD	MATT WHITE	MATT BLACK			POLAR WHITE	PLATINUM M.	ANTHRACITE C.	CHOCOLATE	M. GOLD	MATT WHITE	MATT BLACK
		61705-L	61705-PML	61705-ACL	61705-CHL	61705-DML	61705-BML	61705-NML			61705-L	61705-PML	61705-ACL	61705-CHL	61705-DML	61705-BML	61705-NML
Pack of	10		2	2	2	2	2	2			10	2	2	2	2	2	2



2 pole one-way switch 18508*
2 pole one-way switch with control light 18608*


16 A 250 V~
 Only switches with indicator light
 Pack of 10

Indicator lamp incorporated in reference 18608

							SWITCH WITH I/O										
		POLAR WHITE	PLATINUM M.	ANTHRACITE C.	CHOCOLATE	M. GOLD	MATT WHITE	MATT BLACK			POLAR WHITE	PLATINUM M.	ANTHRACITE C.	CHOCOLATE	M. GOLD	MATT WHITE	MATT BLACK
		61708	61708-PM	61708-AC	61708-CH	61708-DM	61708-BM	61708-NM			61708-L	61708-PML	61708-ACL	61708-CHL	61708-DML	61708-BML	61708-NML
Pack of	2		2	2	2	2	2	2			2	2	2	2	2	2	2
SWITCH WITH I/O SYMBOLS AND DIFFUSER																	
		POLAR WHITE	PLATINUM M.	ANTHRACITE C.	CHOCOLATE	M. GOLD	MATT WHITE	MATT BLACK			POLAR WHITE	PLATINUM M.	ANTHRACITE C.	CHOCOLATE	M. GOLD	MATT WHITE	MATT BLACK
		61708-L	61708-PML	61708-ACL	61708-CHL	61708-DML	61708-BML	61708-NML			61708-L	61708-PML	61708-ACL	61708-CHL	61708-DML	61708-BML	61708-NML
Pack of	2		2	2	2	2	2	2			2	2	2	2	2	2	2

* The Miro and Style series are compatible with MEC18 mechanisms manufactured from January 2017 onwards.

Double one-way switch / push-button mechanisms



Double one-way switch 18509*
Double two-way switch 18510*
Double push-button 18511*
Double normally-closed push-button 18513*

Pack of 10

							DOUBLE SWITCH										
		POLAR WHITE	PLATINUM M.	ANTHRACITE C.	CHOCOLATE	M. GOLD	MATT WHITE	MATT BLACK			POLAR WHITE	PLATINUM M.	ANTHRACITE C.	CHOCOLATE	M. GOLD	MATT WHITE	MATT BLACK
		61709	61709-PM	61709-AC	61709-CH	61709-DM	61709-BM	61709-NM			61709-L	61709-PML	61709-ACL	61709-CHL	61709-DML	61709-BML	61709-NML
Pack of	10		2	2	2	2	2	2			10	2	2	2	2	2	2
DOUBLE SWITCH WITH A DIFFUSER																	
		POLAR WHITE	PLATINUM M.	ANTHRACITE C.	CHOCOLATE	M. GOLD	MATT WHITE	MATT BLACK			POLAR WHITE	PLATINUM M.	ANTHRACITE C.	CHOCOLATE	M. GOLD	MATT WHITE	MATT BLACK
		61709-L	61709-PML	61709-ACL	61709-CHL	61709-DML	61709-BML	61709-NML			61709-L	61709-PML	61709-ACL	61709-CHL	61709-DML	61709-BML	61709-NML
Pack of	10		2	2	2	2	2	2			10	2	2	2	2	2	2

Double push-button with lamp 18511-L*

10 A 250 V~

Indicator lamp incorporated in reference 18511-L

							DOUBLE SWITCH WITH A DIFFUSER										
		POLAR WHITE	PLATINUM M.	ANTHRACITE C.	CHOCOLATE	M. GOLD	MATT WHITE	MATT BLACK			POLAR WHITE	PLATINUM M.	ANTHRACITE C.	CHOCOLATE	M. GOLD	MATT WHITE	MATT BLACK
		61709-L	61709-PML	61709-ACL	61709-CHL	61709-DML	61709-BML	61709-NML			61709-L	61709-PML	61709-ACL	61709-CHL	61709-DML	61709-BML	61709-NML
Pack of	10		2	2	2	2	2	2			10	2	2	2	2	2	2




Two-way switch + Push-button 18515*

16 A + 10 A 250 V~

							DOUBLE TWO-WAY PUSH-BUTTON SWITCH WITH BELL SYMBOL										
		POLAR WHITE	PLATINUM M.	ANTHRACITE C.	CHOCOLATE	M. GOLD	MATT WHITE	MATT BLACK			POLAR WHITE	PLATINUM M.	ANTHRACITE C.	CHOCOLATE	M. GOLD	MATT WHITE	MATT BLACK
		61715	61715-PM	61715-AC	61715-CH	61715-DM	61715-BM	61715-NM			61715-L	61715-PML	61715-ACL	61715-CHL	61715-DML	61715-BML	61715-NML
Pack of	2		2	2	2	2	2	2			2	2	2	2	2	2	2

* The Miro and Style series are compatible with MEC18 mechanisms manufactured from January 2017 onwards.

Push-button mechanism




Push-button 18516*
Normally-closed push-button 18512*
10 A 250 V~

Pack of 10

SWITCH WITH BELL SYMBOL						
POLAR WHITE 61716	PLATINUM M. 61716-PM	ANTHRACITE C. 61716-AC	CHOCOLATE 61716-CH	M. GOLD 61716-DM	MATT WHITE 61716-BM	MATT BLACK 61716-NM
Pack of 10	2	2	2	2	2	2
SWITCH WITH A DIFFUSER AND BELL SYMBOL						
POLAR WHITE 61716-L	PLATINUM M. 61716-PML	ANTHRACITE C. 61716-ACL	CHOCOLATE 61716-CHL	M. GOLD 61716-DML	MATT WHITE 61716-BML	MATT BLACK 61716-NML
Pack of 10	2	2	2	2	2	2
SWITCH WITH BULB SYMBOL						
POLAR WHITE 61717	PLATINUM M. 61717-PM	ANTHRACITE C. 61717-AC	CHOCOLATE 61717-CH	M. GOLD 61717-DM	MATT WHITE 61717-BM	MATT BLACK 61717-NM
Pack of 10	2	2	2	2	2	2
SWITCH WITH A DIFFUSER AND BULB SYMBOL						
POLAR WHITE 61717-L	PLATINUM M. 61717-PML	ANTHRACITE C. 61717-ACL	CHOCOLATE 61717-CHL	M. GOLD 61717-DML	MATT WHITE 61717-BML	MATT BLACK 61717-NML
Pack of 10	2	2	2	2	2	2

Note:
Engraving of picto-grams on request



Timer switch



Multifunction tablet timer switch **TMP-3H**
9 functions
Power supply voltage 230V 50-60Hz
4-wire
With neutral
Compatible with R, L and C loads

Pack of 1



Multifunction tablet timer switch **TMP-4H**
Screwless terminal
Power supply voltage 230V 50-60Hz
4-wire
Compatible with R, L and C loads

Pack of 1

Indicator lights



Blue LED indicator light **18039-1AZ**
230 V~
Indicator lights for 2 pole one-way switches and single pole one-way switches with control light
Wide switch

18039-1AZ Pack of 5



Blue LED indicator light **18039-2AZ**
230 V~
Indicator lights for one-way and two-way and intermediate switches and push-buttons
Wide switch

18039-2AZ Pack of 10



Blue LED indicator light **18039-3AZ**
230 V~
Indicator lights for all the different kinds of mechanisms
Narrow rocker

18039-3AZ Pack of 10



Load for indicator lights with energy saving and fluorescent lamps **3139**

Pack of 1

Key card switch

Key card switch with indicator light
Mechanical operation via insertion of key cards
For key cards up to 54x65 mm and 0.7-1.0 mm thick
230 Vac 10A
Contact NO

KEY CARD SWITCH						
POLAR WHITE 61068	PLATINUM M. 61068-PM	ANTHRACITE C. 61068-AC	CHOCOLATE 61068-CH	M. GOLD 61068-DM	MATT WHITE 61068-BM	MATT BLACK 61068-NM
Pack of 1	1	1	1	1	1	1




Bulb **19039-AZ**

Spare part for key card switch

Pack of 1

Blinds control



Double push-button for blinds **18565***
Double one-way switch for blinds **18569***

With electrical and mechanical interlocking device
10 A 250 V~

Pack of 10

DOUBLE SWITCH FOR BLINDS						
POLAR WHITE 61765	PLATINUM M. 61765-PM	ANTHRACITE C. 61765-AC	CHOCOLATE 61765-CH	M. GOLD 61765-DM	MATT WHITE 61765-BM	MATT BLACK 61765-NM
Pack of 10	2	2	2	2	2	2

Double push-button **18511***

Requires auxiliary device specific to each blind manufacturer
No interlocking device
10 A 250 V~

Pack of 10

* The Miro and Style series are compatible with MEC18 mechanisms manufactured from January 2017 onwards.



Blind controller for installation in a flush-mounting box **2393**

Blind control (insert) for 230 V single-phase motors
Max power: 1250 VA
Local or centralised operation
Operation adjustable from 1 to 120 sec.
For installation with double push-buttons (18511)

Pack of 1

Dimmers



A two-way dimmer for high- and low-voltage LED, incandescent and halogen lamps with a magnetic transformer

21550-X
 Power supply: 230 V / 50 Hz
 LED: 230V 3-85W
 Direct halogens: 20-250W
 Halogens with a ferromagnetic transformer: 20-250VA
 Fuse: T2AH/250V
 Screw connection
 Phase shut-off: Leading-Edge
 Pack of 1



A two-way dimmer for high- and low-voltage incandescent AND halogen lamps with a magnetic transformer

21553-X
 Power supply: 230VAC / 50Hz
 Halogens with a ferromagnetic transformer: 20-500VA
 Direct halogens: 20-500W
 Fuse: T2AH/250V
 Screw connection
 Phase shut-off: Leading-Edge
 Pack of 1



Device for controlling luminaires with 1-10V fluorescence regulation

21555-X
 Power supply: 230VAC 50-60Hz
 Control voltage: 1-12V
 Maximum control current: 40mA
 Load connection: 10A
 Fuse: F0.8/250V
 Screw connection
 Pack of 1

Dimmers for push-buttons



Universal tablet dimmer with load adjustment

DIP-RLC
 R, L, C, LED, ESL
 Power supply voltage 230V - 50/60Hz
 Consumption: 3W
 Suitable for 230V halogen lamps, halogen lamps with ferromagnetic trans, halogen lamps with electronic trans, and LED loads 230 V


Pack of 1

Load connection

LOAD TYPE	Mechanism type	230 V halogen lamps	Low voltage halogens 12 V (R) with a ferromagnetic transformer (L)	Low voltage halogens lamps with electronic transformer (C)	LED Load 230 V	LED Strips, monochrome (12-48 VDC)	Dimmable Compact Fluorescent Lamps (CFLs)	Electronic ballast with 1-10V regulation input
21553-X	Rotary	20-500W	20-500 VA	NO	NO	NO	NO	NO
21555-X	Rotary	NO	NO	NO	NO	NO	NO	1-10 V
21550-X	Rotary	20-250W	20-250 VA	NO	3-85W	NO	NO	NO
DIP-RLC	Push-button	160W	160 VA	160W	50-160W	NO	160W	NO

A list of compatibility-tested LED lamps is available at www.bjc.es/documentation

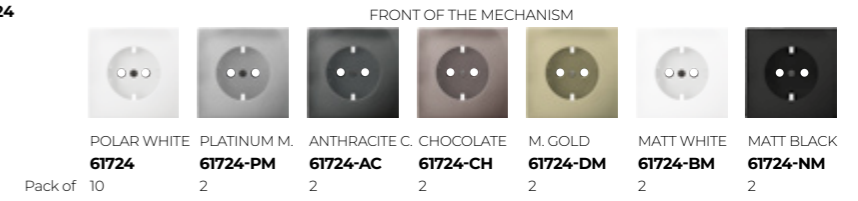
Socket outlets with child protection



Schuko® socket outlet (lateral earthing) with child safety

18524
 Screwed terminals 16 A 250 V-


Pack of 10



2P-E Schuko® socket outlet with dual USB type A and type C charger, with fast charging capacity and Power Delivery

18524-USBC
 Schuko® socket outlet
 - 230Vac 50Hz, 16A
 - Screwless terminal
 Dual USB charger:
 - 1 USB type A socket and 1 USB type C socket
 - Maximum power: 20W
 - Quick charge Power Delivery USB C: 5 V/3 A; 9 V/2.22 A; 12 V/1.67 A
 - Quick charge USB A: 5 V/3 A; 9 V/2.22 A; 12 V/1.67 A
 - Normal charge:
 - 5V/3.4A when using USB A and USB C at the same time
 - 5V/2.4A when using USB A or USB C individually
 - Short circuit protection
 - Temperature protection
 Compliant with UNE 20315-1-1/1-2 and EN 62368-1 standards

Pack of 1



Schuko® socket outlet with screwless terminal with claws

19532-X


Schuko® socket outlet with screwless terminal without claws

19532
 Screwless
 For flexible or rigid 2.5mm conductors
 Screwless terminal system

Pack of 10



Socket outlets with child protection



Schuko® socket outlet with screwless terminal with claws **19532-X**
Schuko® socket outlet with screwless terminal without claws **19532**
 Screwless
 For flexible or rigid 2.5mm conductors
 Screwless terminal system

Pack of 10

STYLE SCHUKO SPRING LID WITH SAFETY PROTECTION

POLAR WHITE 61814	PLATINUM M. 61814-PM	ANTHRACITE C. 61814-AC	CHOCOLATE 61814-CH	M. GOLD 61814-DM	MATT WHITE 61814-BM	MATT BLACK 61814-NM
Pack of 1	1	1	1	1	1	1

STYLE SCHUKO SPRING LID WITH SAFETY PROTECTION LABEL VOLTAGE INDICATOR ON SOCKET


POLAR WHITE 61814-EI	PLATINUM M. 61814-EI-PM	ANTHRACITE C. 61814-EI-AC	CHOCOLATE 61814-EI-CH	M. GOLD 61814-EI-DM	MATT WHITE 61814-EI-BM	MATT BLACK 61814-EI-NM
Pack of 1	1	1	1	1	1	1



IP44 gasket kit **2395**
 For SCHUKO socket outlets with Miro and Style spring lid
 Pack of 1



Lamp for SCHUKO socket with operating indicator **2394**
 1.5 mA, 230 V AW/ 50 Hz
 Pack of 1




Schuko® socket outlet (French standard) with child protection **18572**
 Screwed terminals 16 A 250 V~
 Pack of 10
 For export only.

STYLE FRENCH SOCKET COVER

POLAR WHITE 61772	PLATINUM M. 61772-PM	ANTHRACITE C. 61772-AC	CHOCOLATE 61772-CH	M. GOLD 61772-DM	MATT WHITE 61772-BM	MATT BLACK 61772-NM
Pack of 10	2	2	2	2	2	2

TV-FM-R/TV-SAT socket outlets



TV_FM socket outlet Series 2-10 **2932**
Final outlet **2933**
Individual installation **2934**
 (Manufacturer: TELEVÉS)

R/TV-SAT socket with 2 outputs Series 6-12 **2921**
Final outlet **2922**
Individual installation **2923**
Individual installation **2924**
 (Manufacturer: TELEVÉS)

Pack of 10



R/TV-SAT socket with 3 outputs **2918**
Individual socket installation **2918**
 (Manufacturer: TELEVÉS)


Pack of 1

TV-FM-R/TV-SAT COVER 2/3 OUTLETS

POLAR WHITE 61330	PLATINUM M. 61330-PM	ANTHRACITE C. 61330-AC	CHOCOLATE 61330-CH	M. GOLD 61330-DM	MATT WHITE 61330-BM	MATT BLACK 61330-NM
Pack of 10	1	2	2	2	1	1

The IP44 functions work with the standard frames in the series.

IP44 switch solutions



One-way switch
Two-way switch 16 A
Intermediate switch
Push-button
Push-button two-way switch

Pack of 1

	WIDE SWITCH						
	POLAR WHITE	PLATINUM M.	ANTHRACITE C.	CHOCOLATE	M. GOLD	MATT WHITE	MATT BLACK
	61705-IP	61705-IP-PM	61705-IP-AC	61705-IP-CH	61705-IP-DM	61705-IP-BM	61705-IP-NM
Pack of	1	1	1	1	1	1	1
	61716-IP	61716-IP-PM	61716-IP-AC	61716-IP-CH	61716-IP-DM	61716-IP-BM	61716-IP-NM
Pack of	1	1	1	1	1	1	1
	61717-IP	61717-IP-PM	61717-IP-AC	61717-IP-CH	61717-IP-DM	61717-IP-BM	61717-IP-NM
Pack of	1	1	1	1	1	1	1
	61716-IP-L	61716-IP-PML	61716-IP-ACL	61716-IP-CHL	61716-IP-DML	61716-IP-BML	61716-IP-NML
Pack of	1	1	1	1	1	1	1

These switches are only suitable for IP44 use with the above-indicated mechanisms, when used together with the corresponding gasket. They are not suitable for MEC18 mechanisms



Double one-way switch
Double two-way switch
Double push-button

Pack of 1

	DOUBLE SWITCH						
	POLAR WHITE	PLATINUM M.	ANTHRACITE C.	CHOCOLATE	M. GOLD	MATT WHITE	MATT BLACK
	61709-IP	61709-IP-PM	61709-IP-AC	61709-IP-CH	61709-IP-DM	61709-IP-BM	61709-IP-NM
Pack of	1	1	1	1	1	1	1

These switches are only suitable for IP44 use with the above-indicated mechanisms, when used together with the corresponding gasket. They are not suitable for MEC18 mechanisms



One-way switch for blinds
Double push-button for blinds

Pack of 1

	DOUBLE SWITCH FOR BLINDS						
	POLAR WHITE	PLATINUM M.	ANTHRACITE C.	CHOCOLATE	M. GOLD	MATT WHITE	MATT BLACK
	61765-IP	61765-IP-PM	61765-IP-AC	61765-IP-CH	61765-IP-DM	61765-IP-BM	61765-IP-NM
Pack of	1	1	1	1	1	1	1


These switches are only suitable for IP44 use with the above-indicated mechanisms, when used together with the corresponding gasket. They are not suitable for MEC18 mechanisms

Replacement gaskets for switches **2396**

Suitable for single and double mechanisms shown on this page.

Pack of 1

IP44 socket solutions



Schuko® socket outlet with 19532-X screwless terminal with claws

Schuko® socket outlet with 19532 screwless terminal without claws

Screwless
 Screwless terminal for 2.5 mm flexible or rigid conductors

Pack of 1

	STYLE SCHUKO SPRING LID WITH SAFETY PROTECTION						
	POLAR WHITE	PLATINUM M.	ANTHRACITE C.	CHOCOLATE	M. GOLD	MATT WHITE	MATT BLACK
	61814-IP	61814-IP-PM	61814-IP-AC	61814-IP-CH	61814-IP-DM	61814-IP-BM	61814-IP-NM
Pack of	1	1	1	1	1	1	1


Includes IP44 sealing gaskets

IP44 gasket kit **2395**

Spare part for IP44 61814-IP covers

Pack of 1

Socket solutions for TV-FM-R/TV-SAT IP44




TV_FM socket outlet
Series 2-10 **2932**
Final outlet **2933**
Individual installation **2934**
 (Manufacturer: TELEVEÉS)

R/TV-SAT socket with 2 outputs
Series 6-12 **2921**
Series 2-5 **2922**
Final outlet **2923**
Individual installation **2924**

Pack of 10

	STYLE TELEVISION COVER 2 OUTPUTS WITH IP44 GASKETS				
	POLAR WHITE	PLATINUM M.	ANTHRACITE C.	CHOCOLATE	M. GOLD
	61320-IP	61320-IP-PM	61320-IP-AC	61320-IP-CH	61320-IP-DM
Pack of	1	1	1	1	1

RJ IP44 connectivity terminals



Adapter for 1 RJ45/RJ11 connector (AMP, ITT, etc.) **19582-1**

Pack of 10

	STYLE COVER FOR RJ45 CONNECTOR WITH IP44 GASKETS				
	POLAR WHITE	PLATINUM M.	ANTHRACITE C.	CHOCOLATE	M. GOLD
	61782-IP	61782-IP-PM	61782-IP-AC	61782-IP-CH	61782-IP-DM
Pack of	1	1	1	1	1



Standard Keystone RJ45 connector **3186-B**

Cat. 6
 White
 Tool-free terminal

Pack of 25

The IP44 functions work with the standard frames in the series.

The IP44 functions work with the standard frames in the series.

RJ type connectivity terminals

Support for 1 standard RJ Keystone connector **19582-1**

Pack of 10

COVER FOR SINGLE RJ OR FIBRE OPTIC TERMINALS

Pack of 10

POLAR WHITE 61782	PLATINUM M. 61782-PM	ANTHRACITE C. 61782-AC	CHOCOLATE 61782-CH	M. GOLD 61782-DM	MATT WHITE 61782-BM	MATT BLACK 61782-NM
-----------------------------	--------------------------------	----------------------------------	------------------------------	----------------------------	-------------------------------	-------------------------------

Support for 2 standard RJ Keystone connectors **19682-1**

Pack of 10

COVER FOR DOUBLE RJ OR FIBRE OPTIC TERMINALS

Pack of 1

POLAR WHITE 61882	PLATINUM M. 61882-PM	ANTHRACITE C. 61882-AC	CHOCOLATE 61882-CH	M. GOLD 61882-DM	MATT WHITE 61882-BM	MATT BLACK 61882-NM
-----------------------------	--------------------------------	----------------------------------	------------------------------	----------------------------	-------------------------------	-------------------------------

Standard Keystone RJ45 connector **3186-B**

Cat. 6
White
Tool-free terminal

Pack of 25

6-way RJ11 female connector telephone jack for BAT in basic telephone networks (screwless terminal) **19582**

Pack of 10

COVER FOR SINGLE RJ OR FIBRE OPTIC TERMINALS

Pack of 10

POLAR WHITE 61782	PLATINUM M. 61782-PM	ANTHRACITE C. 61782-AC	CHOCOLATE 61782-CH	M. GOLD 61782-DM	MATT WHITE 61782-BM	MATT BLACK 61782-NM
-----------------------------	--------------------------------	----------------------------------	------------------------------	----------------------------	-------------------------------	-------------------------------

8-way female RJ45 connector Cat. 6 Tool-free connection by insulation piercing **18586**

Pack of 10

Double 8-way RJ45 female connector Cat. 6 Tool-free connection by insulation piercing **18586-2**

Pack of 1

COVER FOR DOUBLE RJ OR FIBRE OPTIC TERMINALS

Pack of 1

POLAR WHITE 61882	PLATINUM M. 61882-PM	ANTHRACITE C. 61882-AC	CHOCOLATE 61882-CH	M. GOLD 61882-DM	MATT WHITE 61882-BM	MATT BLACK 61882-NM
-----------------------------	--------------------------------	----------------------------------	------------------------------	----------------------------	-------------------------------	-------------------------------

SW/APC fiber optic solutions

Support for 1 standard RJ Keystone connector **19582-1**

Pack of 10

COVER FOR SINGLE RJ OR FIBRE OPTIC TERMINALS

Pack of 10

POLAR WHITE 61782	PLATINUM M. 61782-PM	ANTHRACITE C. 61782-AC	CHOCOLATE 61782-CH	M. GOLD 61782-DM	MATT WHITE 61782-BM	MATT BLACK 61782-NM
-----------------------------	--------------------------------	----------------------------------	------------------------------	----------------------------	-------------------------------	-------------------------------

Support for 2 standard RJ Keystone connectors **19682-1**

Pack of 10

COVER FOR DOUBLE RJ OR FIBRE OPTIC TERMINALS

Pack of 1

POLAR WHITE 61882	PLATINUM M. 61882-PM	ANTHRACITE C. 61882-AC	CHOCOLATE 61882-CH	M. GOLD 61882-DM	MATT WHITE 61882-BM	MATT BLACK 61882-NM
-----------------------------	--------------------------------	----------------------------------	------------------------------	----------------------------	-------------------------------	-------------------------------

Coupler for SW/APC-type optical fibre connector **3191**

To be installed in conjunction with the 3190 adapter. It must be installed in a deep box in order to respect the bending radius of the standard fibre conductor

Pack of 20

A KEYSTONE ADAPTER should be used with coupler 3191 in RJ adapters **3190**

For proper use of this adapter, an increased-depth flush-mounting box is recommended

Pack of 20

Multimedia connectors

Type A HDMI connector **18578-HDMI**

Screw terminal connection

White **18578-HDMI**
Beige **18578-HDMI-A**
Grey **18578-HDMI-G**

Pack of 1

COVER FOR MULTIMEDIA SOCKETS

Pack of 1

POLAR WHITE 61778	PLATINUM M. 61778-PM	ANTHRACITE C. 61778-AC	CHOCOLATE 61778-CH	M. GOLD 61778-DM	MATT WHITE 61778-BM	MATT BLACK 61778-NM
-----------------------------	--------------------------------	----------------------------------	------------------------------	----------------------------	-------------------------------	-------------------------------

Sound modules

Loudspeaker connectors **19563-2**

Simple Stereo **19563-4**

Pack of 1

COVER FOR MULTIMEDIA SOCKETS

Pack of 1

POLAR WHITE 61778	PLATINUM M. 61778-PM	ANTHRACITE C. 61778-AC	CHOCOLATE 61778-CH	M. GOLD 61778-DM	MATT WHITE 61778-BM	MATT BLACK 61778-NM
-----------------------------	--------------------------------	----------------------------------	------------------------------	----------------------------	-------------------------------	-------------------------------

Volume control potentiometer **61560**

3 W, 27 Ω, mono

VOLUME CONTROL POTENTIOMETER


Pack of 1

POLAR WHITE 61560	PLATINUM M. 61560-PM	ANTHRACITE C. 61560-AC	CHOCOLATE 61560-CH	M. GOLD 61560-DM	MATT WHITE 61560-BM	MATT BLACK 61560-NM
-----------------------------	--------------------------------	----------------------------------	------------------------------	----------------------------	-------------------------------	-------------------------------

Temperature control


Room thermostat *

Monitoring and control of temperature in closed rooms
 Type of sensor: Bi-metal Voltage: 230 V~; 24 V~; 50 Hz
 Changeover capacity at 230 Vac: 10(4) A, at 24 Vac: 1(1) A Setpoint range: 5 to 30 °C (numerical scale * to 6)



Heated floor, electronic thermostat

Electronic temperature control for heating systems, for example: electric heated floor systems, bathrooms, ceilings, marble and heated walls.
 Voltage: 230 V~, 50 Hz
 Sensor: external or internal & external (monitor).
 Floor sensor supplied with the package.
 Shut-off capacity: 16(2) A
 Range: 10 to 50 °C (scale of 1 to 5)
 Indications (LEDs): heating up (Network), and eco mode activated (green).
 Extension of the sensor: up to 50 m only with 0.5 mm² cable, double insulated.
 Note: Ensure that the sensor cabling is protected by insulation. It is not possible to wire the sensor in parallel with AC power lines.



*For Style they must be installed with the 55x55 mm mechanism

Adapter for 55x55mm mechanisms



Motion detector



Spherical motion detector 3-wire mechanism

Contact rating (3-wire, relay output): Resistive load 2,300 W, 10 A max., cos φ = 1
 Inductive load 1,500 W, 5 A max., cos φ = 0.6
 Halogen lamps with a 1000 VA transformer
 Electronic ballasts e.g. 2 x 36 W (20 max.)
 Compatible with LED loads

Pack of 1

*For Style they must be installed with the 55x55 mm mechanism

Adapter for 55x55mm mechanisms

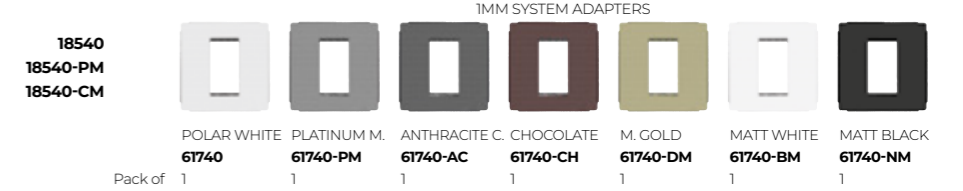


Buzzers and indicator lights



Buzzer module
 · Polar White
 · Platinum Metallic
 · Carbon Metallic

230V
 Pack of 1


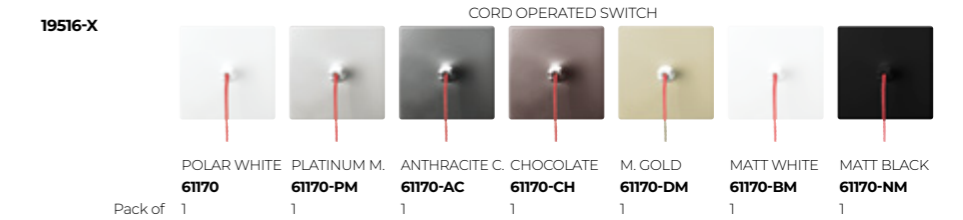


Assorted mechanisms



Cord operated push-button

Pack of 1



Cord operated changeover push-button

Pack of 1

Style blank cover



Style cable output
 Screwed terminals




Style intermediate frames

For 51x51 mm mechanisms - For adapting mechanisms from other manufacturers

						
WHITE POLAR	PLATINUM METALLIC	ANTHRACITE COSSO	CHOCOLATE	GOLD MALTA	WHITE MATE	BLACK MATE
Pack of 1	Pack of 1	Pack of 1	Pack of 1	Pack of 1	Pack of 1	Pack of 1
61744	61744-PM	61744-AC	61744-CH	61744-DM	61744-BM	61744-NM

For 55x55 mm mechanisms - suitable for 55x55 covers in the Miro series or other manufacturers' covers

						
WHITE POLAR	PLATINUM METALLIC	ANTHRACITE COSSO	CHOCOLATE	GOLD MALTA	WHITE MATE	BLACK MATE
Pack of 1	Pack of 1	Pack of 1	Pack of 1	Pack of 1	Pack of 1	Pack of 1
61744-1	61744-1PM	61744-1AC	61744-1CH	61744-1DM	61744-1BM	61744-1NM

Style IP20 surface mounting box



SURFACE MOUNTING BOX

· Polar White

- Single, 84 mm x 84 mm x 42.5 mm **61461**
- Double 155 mm x 84 mm x 42.5 mm **61462**
- Triple 226 mm x 84 mm x 42.5 mm **61463**

Pack of 1

· Platinum

- Single, 84 mm x 84 mm x 42.5 mm **61461-PM**
- Double 155 mm x 84 mm x 42.5 mm **61462-PM**
- Triple 226 mm x 84 mm x 42.5 mm **61463-PM**

Pack of 1

Plastic inputs for Style IP20 surface-mounting boxes

Cable grommets for trunking

(1 set contains 10 pcs)

· Polar White

61467

Pack of 1 set

Cable grommets




(1 set contains 10 pcs)

· Polar White

61466

Pack of 1 set






Style Frames

							
WHITE POLAR	PLATINUM METALLIC	ANTHRACITE COSSO	CHOCOLATE	GOLD MALTA	WHITE MATE	BLACK MATE	
Pack of 10	Pack of 1	Pack of 1	Pack of 1	Pack of 1	Pack of 10	Pack of 1	
61001	61001-PM	61001-AC	61001-CH	61001-DM	61001-BM	61001-NM	
	61002	61002-PM	61002-AC	61002-CH	61002-DM	61002-BM	61002-NM
	61003	61003-PM	61003-AC	61003-CH	61003-DM	61003-BM	61003-NM
	61004	61004-PM	61004-AC	61004-CH	61004-DM	61004-BM	61004-NM
	61005	61005-PM	61005-AC	61005-CH	61005-DM	61005-BM	61005-NM

The same frame type can be used for both horizontal and vertical mounting.

To install Style frames correctly in hollow partition walls, use the 2158000 hole saw (or equivalent) to ensure the flush-mounting box is flush with the wall.

MEASUREMENTS

	82 x 82 mm
	82 x 153 mm
	82 x 224 mm
	82 x 295 mm
	82 x 366 mm

Assorted material



Universal linking mechanism 2373-1

Thermoplastic material
Dimensions: 71x71x43 mm

Pack of 640



Protective cover 2374-1

Allows you to locate the box after plastering

Pack of 1000



Claws for metal frames 16-GAR

Bag with 50 claws and 50 screws to assemble 25 fixing frames



1-gang flush-mounting box for hollow partition walls 2341

Pack of 120



2-gang flush-mounting box for hollow partition walls 2342

Pack of 60



3-gang flush-mounting box for hollow partition walls 2343

Pack of 35



4-gang flush-mounting box for hollow partition walls 2344

Pack of 30



5-gang flush-mounting box for hollow partition walls 2345

Pack of 21



Hole saw with countersink for hollow partition walls 2158000

diam. 68 mm / depth. 40 mm
Pack of 1



Countersink for Ø 68 mm 5892000

Tool for flush installation of hollow wall boxes

Pack of 1



Replacement blades for ref. 5892000 5893000

Pack of 1



BJC fixing frame aligner 3201

Pack of 1

To achieve the designed installation results, the use of these boxes and a hole saw with countersink is recommended.

BJC

Miro

Design that captivates

The Miro series draws on the style and influence of the late Bauhaus movement. Miro's lines exemplify an innovative and unique concept, something that can only be achieved when things are done properly. With its exclusive, modern textures, this high-quality series showcases exceptional finishes and meticulous attention to detail. The square shape, smooth surface and fine chrome-plated lines on the customised switches angles and materials create a harmonious whole that sets it apart, meeting and exceeding customers' high expectations in terms of quality, design and feel.



Aluminium




Crystal



Colour finish



Wood



Matt finish




MEC 18

One single mechanism is suitable for all five luxury BJC series: Iris, Iris Plus, Mega, Style and Miro.


Its structure is ergonomically designed for easy, quick and hassle-free installation. Its compact mechanism makes use of all the space inside the flush-mounting box and facilitates cable routing. It is designed to ensure flawless installation.

- Our one-way and two-way 16A MEC18 switches allow many different applications with the same mechanism, reducing the number of items and references you need to stock.
- The galvanised steel fixing frames are treated to prevent corrosion, ensuring durable installation components.
- The fixing frames feature upper and lower profiles that facilitate assembly and ensure the mechanism is rigidly positioned.

The socket outlets feature child protection elements and use standard STAI connectors - an open safety screw system. Just connect and tighten. The screws close with a single operation. Their engraved floating nut prevents the cable from slipping and guarantees a perfect fastening across the whole of the contact surface. The three conductors enter through the top of the socket outlet. They are also screwed onto one side of the socket outlet. Outlets and covers are supplied together but are not pre-assembled, which allows for quick and safe terminal connection and fastening.

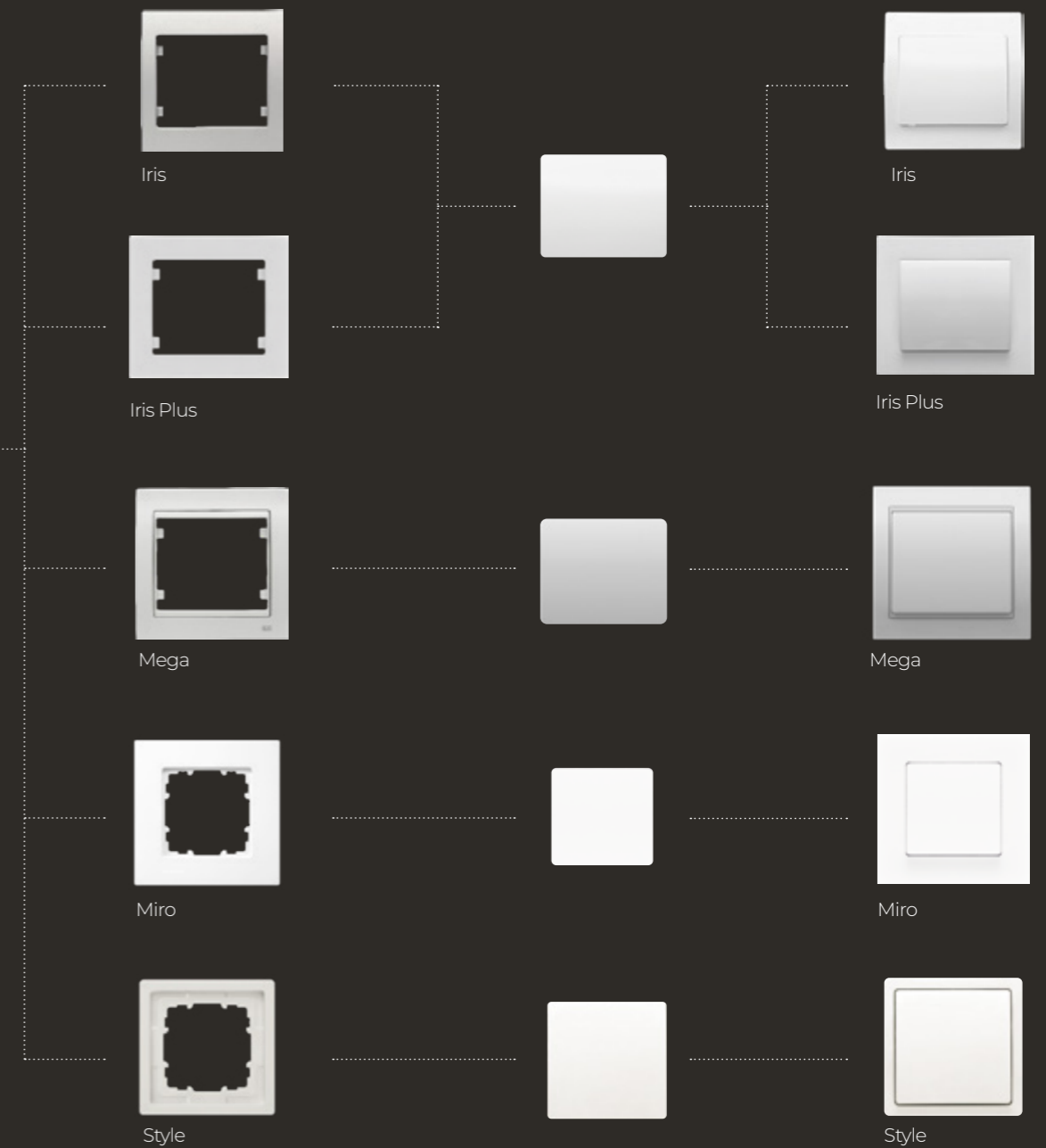


Certifications



MEC 18

The same mechanism for 5 different designs




A contemporary classic

Miro

- The floating frame seems to be suspended in mid-air, visual lightness.
- The frame is only 8 mm high.
- Square and compact switch diffuser, blue LED lighting.
- Solid and natural glass, wood and metal frames.
- Switches with or without an embellisher, to be chosen by the interior designer.

Matt colours



Matt White

Matt Black

Matt White

Matt Black

Crystal



Orient Red /
Carbon Metallic



Black /
Aluminium Metallic



Maple Red /
Aluminium Metallic



Cherry /
Carbon Metallic

Wood

Aluminium



Natural /
Carbon Metallic



Yellow rust /
Polar White

Colour



Polar White



Aluminium Metallic




Carbon Metallic



Perfect in every detail


Miro's lines exemplify an innovative and unique concept, something that can only be achieved when things are done properly. This top-quality series boasts the perfect finish in every detail, with exclusive and modern textures.

 The floating frame seems to be suspended in mid air, visual lightness.

 Square and compact switch diffuser, blue LED lighting.

 Mechanisms connected to the BJC Nexus system.

 The frame is only 8 mm high.

 Switches with or without an embellisher, to be chosen by the interior designer.

“ The square shape and smooth surface create a harmonious whole that distinguishes and differentiates it.

Miro IP44

Now also for outdoor use

- In all colours and frames.
- Schuko® socket outlet, single and double mechanism, TV and RJ.
- A single common IP20 frame from the same series.
- Uses the same IP20 screwless terminal mechanism.



IP44
AA



Miro Metallic Aluminium
IP44 push-button + IP44 TV (closed cover)




Miro polar white
IP44 RJ (Cover open) + IP44 double one-way switch



CONNECTED MIRO

With BJC Nexus, your home becomes part of you. BJC Nexus keeps the timeless look of the MIRO range: clean lines, refined surfaces, and a style that fits every home. But everything inside is brand new. Smarter electronics, smooth control, and full integration with the BJC Nexus app. So you don't have to choose between beauty and technology: now you can have both.

BJC Nexus connect with your home.



Smart Home



WIRELESS SYSTEM

Easy to install and convert existing systems without the need for wiring thanks to its wireless system.



LOWER CONSUMPTION

BJC Nexus is an intelligent system designed for protection and energy efficiency.



VERSATILE LOOK

Based on the Miro range with clean lines and refined surfaces, you'll have numerous styling options.



FULL CONTROL

With BJC Nexus you can easily and efficiently control lights, blinds and sockets.



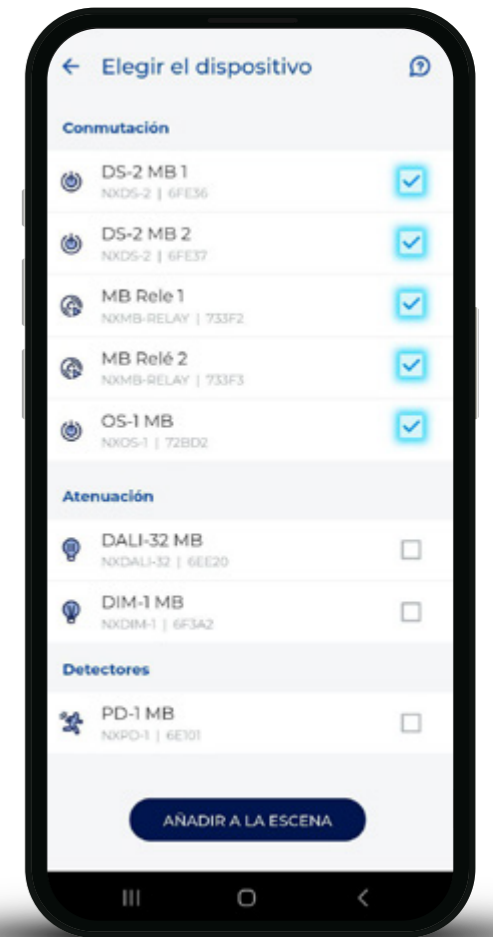
FROM ANYWHERE

Control your home with the app, whether you are at home or anywhere else in the world.



NO NEED FOR BUILDING WORK

The wireless push-buttons allow you to add a new light source control point without the need for building work.



Many different functions

The Miro series offers a wide range of functions to meet today's needs. These include light intensity dimmers, sound controllers, and mechanisms for raising and lowering blinds. Choose whichever options you need for your total comfort and enjoy their appealing, colourful designs.



Dimmers


Rotary and push-button dimmers, traditional and smart. Dimmers are the perfect way to create an atmosphere in rooms by adjusting the lighting levels to the desired intensity.



Dual USB chargers

The Schuko® socket outlet with dual USB Type A and Type C allows you to charge two terminals simultaneously while leaving the actual socket free for use. Quick and easy installation in a standard flush-mounting box.

- Power Delivery (required by the EU from 2024)
- Quick charge
- For standard flush-mounting boxes



Multimedia

Multimedia connectors are the perfect solution to prevent exposed wiring during installation and for the distribution of electronic devices in any type of installation; whether residential or commercial. The HDMI, RJ45, stereo cable and other outputs can provide separate input and output sources, for efficient connections and uncluttered installations.




Smart mechanisms

Easily control room lighting from your smartphone or create scenes automatically based on the time of day.



RJ and fibre-optic sockets

This allows the fibre-optic cable to reach the required location and enables the router to be easily connected.




Centralised blind control

Control your motorised blinds as a whole or by zones, using traditional systems or smart connected systems if you want to control them from your smartphone or set timers.

16 A in Mec switches

The switches feature a powerful 16 A device with an automatic terminal connection. Their ergonomic design ensures comfortable, easy and safe handling.



Mechanism

The Mec 18 mechanism can be adapted to Iris, Iris Plus, Mega, Miro and Style products for your convenience.

Frame

Select and long-lasting materials. Exclusive and high-quality finishes.

Switch

Accurate operation. Smooth and comfortable to the touch.

Reference table for composing basic functions - Miro

Function	Polar White		Aluminium Metallic		Carbon Metallic		Matt White		Matt Black	
	Mechanism	Switch/Cover	Mechanism	Switch/Cover	Mechanism	Switch/Cover	Mechanism	Switch/Cover	Mechanism	Switch/Cover
One-way switch	18505	59705	18505	59705-AM	18505	59705-CM	18505	59705-BM	18505	59705-NM
Two-way switch	18506	59705	18506	59705-AM	18506	59705-CM	18506	59705-BM	18506	59705-NM
Intermediate switch	18507	59705	18507	59705-AM	18507	59705-CM	18507	59705-BM	18507	59705-NM
Double one-way switch	18509	59709	18509	59709-AM	18509	59709-CM	18509	59709-BM	18509	59709-NM
Double two-way switch	18510	59709	18510	59709-AM	18510	59709-CM	18510	59709-BM	18510	59709-NM
Push-button, bell symbol	18516	59716	18516	59716-AM	18516	59716-CM	18516	59716-BM	18516	59716-NM
Push-button, bulb symbol	18516	59717	18516	59717-AM	18516	59717-CM	18516	59717-BM	18516	59717-NM
Rotary dimmer	21550-X	59749	21550-X	59749-AM	21550-X	59749-CM	21550-X	59749-BM	21550-X	59749-NM
Schuko® socket outlet	18524	59724	18524	59724-AM	18524	59724-CM	18524	59724-BM	18524	59724-NM
Schuko® socket outlet + dual USB Type A and Type C	18524-USBC	59724-USBC	18524-USBC	59724-USBC-AM	18524-USBC	59724-USBC-CM	18524-USBC	59724-USBC-BM	18524-USBC	59724-USBC-NM
TV cover	2932	59330	2932	59330-AM	2932	59330-CM	2932	59330-BM	2932	59330-NM
Single RJ socket outlet	19582-1	59782	19582-1	59782-AM	19582-1	59782-CM	19582-1	59782-BM	19582-1	59782-NM
Double RJ socket outlet	19682-1	59882	19682-1	59882-AM	19682-1	59882-CM	19682-1	59882-BM	19682-1	59882-NM
Blank cover	59033		59033-AM		59033-CM		59033-BM		59033-NM	
Cable output	59734		59734-AM		59734-CM		59734-BM		59734-NM	
Buzzer	18540	59740	18540-AM	59740-AM	18540-CM	59740-CM	18540	59740-BM	18540-CM	59740-NM
Key card switch	59068		59068-AM		59068-CM		59068-BM		59068-NM	
Frame	59001		59001-AM		59001-CM		59001-BM		59001-NM	


Connect with your home

Smart Home

MIRO combines all your home devices in one ecosystem. Control it with the app, create scenes, or let the system adapt automatically to your routines.


Your home awakens

On weekdays, BJC Nexus raises the blinds in my rooms first thing in the morning. Waking up gradually to natural light is wonderful.




Control your sockets with a single click

Now I can be sure that my kids aren't playing with their console when they're not supposed to. I've programmed the sockets in the living room to be switched off when it's not playtime.



Romantic or lively?

With the scene system, you can create different atmospheres by combining lighting and connected devices such as music players.



Have I forgotten to turn off a light?

Did I forget to turn off a light? I can check on the app from my office or I can simply activate the scene that turns off all the lights and relax.

Reference table for composing connected Miro

● Polar White ● Aluminium Metallic ● Carbon Metallic ● Matt White ● Matt Black

Smart flush-mounted mechanisms

Function	Mechanism	Switch/Cover without embellisher	Switch/Cover with embellisher	Switch/Cover without embellisher	Switch/Cover with embellisher	Switch/Cover without embellisher	Switch/Cover with embellisher	Switch/Cover without embellisher	Switch/Cover with embellisher	Switch/Cover without embellisher	Switch/Cover with embellisher
Connected two-way switch	NX18506	SM59705	SM59705-C	SM59705-AM	SM59705-AMC	SM59705-CM	SM59705-CMC	SM59705-BM	SM59705-BMC	SM59705-NM	SM59705-NMC
Connected dimmer	NX21545	SM59705	SM59705-C	SM59705-AM	SM59705-AMC	SM59705-CM	SM59705-CMC	SM59705-BM	SM59705-BMC	SM59705-NM	SM59705-NMC
Connected one-way switch for blinds	NX18565	SM59765	SM59765-C	SM59765-AM	SM59765-AMC	SM59765-CM	SM59765-CMC	SM59765-BM	SM59765-BMC	SM59765-NM	SM59765-NMC
Connected Schuko® socket outlet	NX18524	SM59724	-	SM59724-AM	-	SM59724-CM	-	SM59724-BM	-	SM59724-NM	-

Smart flush-mounted mechanisms (with frame (*) and switch in Polar White) (available in other colours when purchasing the cover and frame separately)


Function	Mechanism with frame (*) and switch in Polar White
Connected two-way switch	NX59906
Connected dimmer	NX59949
Connected one-way switch for blinds	NX59965
Connected Schuko® socket outlet	NX59924

Surface push-buttons (battery powered) (with frame (*) and switch in Polar White) (available in other colours when purchasing the cover and frame separately)

Function	Mechanism with frame (*) and switch in Polar White	Scene switches Polar White		Scene switches Aluminium Metallic		Scene switches Carbon Metallic		Scene switches Matt White		Scene switches Matt Black	
Single 2-button wireless connected push-button	NX59939			SM59739-AM	-	SM59739-CM	-	SM59739-BM	-	SM59739-NM	-
		SM59739-1	"1-2" symbol	SM59739-1AM	"1-2" symbol	SM59739-1CM	"1-2" symbol	SM59739-1BM	"1-2" symbol	SM59739-1NM	"1-2" symbol
		SM59739-2	"D-N" symbol	SM59739-2AM	"D-N" symbol	SM59739-2CM	"D-N" symbol	SM59739-2BM	"D-N" symbol	SM59739-2NM	"D-N" symbol
		SM59739-3	"1-O" symbol	SM59739-3AM	"1-O" symbol	SM59739-3CM	"1-O" symbol	SM59739-3BM	"1-O" symbol	SM59739-3NM	"1-O" symbol
Double 4-button wireless push-button	NX59940			SM59740-AM	-	SM59740-CM	-	SM59740-BM	-	SM59740-NM	-
		SM59740-1	"1-2-3-4" symbol	SM59740-1AM	"1-2-3-4" symbol	SM59740-1CM	"1-2-3-4" symbol	SM59740-1BM	"1-2-3-4" symbol	SM59740-1NM	"1-2-3-4" symbol

(*) 1-gang frame, see pages 166 and 167 for frames with more gangs.


Switch mechanisms



Single pole one-way switch 18505*
Two-way switch 18506*
 16 A 250 V~
Intermediate switch 18507*
 10 A 250 V~

Pack of 10

		SWITCH				
		POLAR WHITE	METALLIC ALUMINIUM	CARBON METALLIC	MATT WHITE	MATT BLACK
Pack of	10	10	10	10	1	1
		with bright chrome embellisher			with matt nickel embellisher	
Pack of	10	10	10	10	1	1
		SWITCH WITH A DIFFUSER				
		POLAR WHITE	METALLIC ALUMINIUM	CARBON METALLIC	MATT WHITE	MATT BLACK
Pack of	10	2	2	2	1	1
		with bright chrome embellisher			with matt nickel embellisher	
Pack of	10	2	2	2	1	1




Single pole one-way switch with control light 18605*
Two-way switch with control light 18606*
Two-way switch with indicator light 18506-L*
 16 A 250 V~

Pack of 10

Indicator lamp incorporated in reference 18506-L

		SWITCH WITH A DIFFUSER				
		POLAR WHITE	METALLIC ALUMINIUM	CARBON METALLIC	MATT WHITE	MATT BLACK
Pack of	10	2	2	2	1	1
		with bright chrome embellisher			with matt nickel embellisher	
Pack of	10	2	2	2	1	1




2 pole one-way switch with control light 18508*
2 pole one-way switch with indicator light 18608*
 16 A 250 V~
 Only switches with indicator light
 Pack of 10

Indicator lamp incorporated in reference 18608

		SWITCH WITH I/O				
		POLAR WHITE	METALLIC ALUMINIUM	CARBON METALLIC	MATT WHITE	MATT BLACK
Pack of	2	2	2	2	1	1
		with bright chrome embellisher			with matt nickel embellisher	
Pack of	2	2	2	2	1	1
		SWITCH WITH I/O SYMBOLS AND DIFFUSER				
		POLAR WHITE	METALLIC ALUMINIUM	CARBON METALLIC	MATT WHITE	MATT BLACK
Pack of	2	2	2	2	1	1
		with bright chrome embellisher			with matt nickel embellisher	
Pack of	2	2	2	2	1	1

Switch mechanisms



Double one-way switch 18509*
Double two-way switch 18510*
 16 A 250 V~
Double push-button 18511*
 10 A 250 V~
Double normally-closed push-button 18513*
 10 A 250 V~

Pack of 10


		DOUBLE SWITCH				
		POLAR WHITE	METALLIC ALUMINIUM	CARBON METALLIC	MATT WHITE	MATT BLACK
Pack of	10	10	10	10	1	1
		with bright chrome embellisher			with matt nickel embellisher	
Pack of	10	10	10	10	1	1
		DOUBLE SWITCH WITH A DIFFUSER				
		POLAR WHITE	METALLIC ALUMINIUM	CARBON METALLIC	MATT WHITE	MATT BLACK
Pack of	10	2	2	2	1	1
		with bright chrome embellisher			with matt nickel embellisher	
Pack of	10	2	2	2	1	1

Double push-button with lamp 18511-L*
 10 A 250 V~

Pack of 10

Indicator lamp incorporated in reference 18511-L

		DOUBLE SWITCH WITH A DIFFUSER				
		POLAR WHITE	METALLIC ALUMINIUM	CARBON METALLIC	MATT WHITE	MATT BLACK
Pack of	10	2	2	2	1	1
		with bright chrome embellisher			with matt nickel embellisher	
Pack of	10	2	2	2	1	1



Two-way switch + Push-button 18515*
 16 A + 10 A 250 V~


Pack of 10

		DOUBLE TWO-WAY PUSH-BUTTON SWITCH WITH BELL SYMBOL				
		POLAR WHITE	METALLIC ALUMINIUM	CARBON METALLIC	MATT WHITE	MATT BLACK
Pack of	2	2	2	2	1	1
		with bright chrome embellisher			with matt nickel embellisher	
Pack of	2	2	2	2	1	1

* The Miro and Style series are compatible with MEC18 mechanisms manufactured from January 2017 onwards.

* The Miro and Style series are compatible with MEC18 mechanisms manufactured from January 2017 onwards.


Push-button mechanism



Push-button 18516*
Normally-closed push-button 18512*
10 A 250 V~

Pack of 10

Note:
Engraving of pictograms on request



		SWITCH WITH BELL/BULB SYMBOL				
		POLAR WHITE	METALLIC ALUMINIUM	CARBON METALLIC	MATT WHITE	MATT BLACK
Pack of	10	59716	59716-AM	59716-CM	59716-BM	59716-NM
Pack of	10	59717	59717-AM	59717-CM	59717-BM	59717-NM
		with bright chrome embellisher			with matt nickel embellisher	
Pack of	10	59716-C	59716-AMC	59716-CMC	59716-BMC	59716-NMC
Pack of	10	59717-C	59717-AMC	59717-CMC	59717-BMC	59717-NMC

		SWITCH WITH BELL/BULB SYMBOL WITH A DIFFUSER				
		POLAR WHITE	METALLIC ALUMINIUM	CARBON METALLIC	MATT WHITE	MATT BLACK
Pack of	10	59716-L	59716-AML	59716-CML	59716-BML	59716-NML
Pack of	10	59717-L	59717-AML	59717-CML	59717-BML	59717-NML
		with bright chrome embellisher			with matt nickel embellisher	
Pack of	10	59716-CL	59716-AMCL	59716-CMCL	59716-BMCL	59716-NMCL
Pack of	10	59717-CL	59717-AMCL	59717-CMCL	59717-BMCL	59717-NMCL



Multifunction tablet timer switch TMP-3H
9 functions
Power supply voltage 230V 50-60Hz
4-wire
With neutral
Compatible with R, L and C loads

Pack of 1



Multifunction tablet timer switch TMP-4H
Screwless terminal
Power supply voltage 230V 50-60Hz
4-wire
Compatible with R, L and C loads

Pack of 1

Key card switch

Key card switch with lighted labelling field
- Mechanical operation, 1 push-button, normally-open with separated neutral terminal.
- For key cards up to 54x65 mm and 0.7-1.0 mm thick.
- 230Vac 10A
- Supplied with bulb (19039-AZ) for indicator light.

		DOUBLE SWITCH FOR BLINDS				
		POLAR WHITE	METALLIC ALUMINIUM	CARBON METALLIC	MATT WHITE	MATT BLACK
Pack of	1	59068	59068-AM	59068-CM	59068-BM	59068-NM

Bulb 19039-AZ
Spare part for key card switch

Pack of 1

Indicator lights



Blue LED indicator light 18039-1AZ
230 V~
Indicator lights for 2 pole one-way switches and single pole one-way switches with control light
Wide switch

18039-1AZ Pack of 5



Blue LED indicator light 18039-2AZ
230 V~
Indicator lights for one-way and two-way and intermediate switches and push-buttons
Wide switch

18039-2AZ Pack of 10



Blue LED indicator light 18039-3AZ
230 V~
Indicator lights for all the different kinds of mechanisms
Narrow rocker


18039-3AZ Pack of 10



Load for indicator lights with energy saving and fluorescent lamps 3139

Pack of 1

Blinds control



Double push-button for blinds 18565*
Double one-way switch for blinds 18569*

With electrical and mechanical interlocking device
10 A 250 V~

Pack of 10

Double push-button 18511*
Requires auxiliary device specific to each blind manufacturer
No interlocking device
10 A 250 V~

Pack of 10

		DOUBLE SWITCH FOR BLINDS				
		POLAR WHITE	METALLIC ALUMINIUM	CARBON METALLIC	MATT WHITE	MATT BLACK
Pack of	10	59765	59765-AM	59765-CM	59765-BM	59765-NM
		with bright chrome embellisher			with matt nickel embellisher	
Pack of	10	59765-C	59765-AMC	59765-CMC	59765-BMC	59765-NMC

* The Miro and Style series are compatible with MEC18 mechanisms manufactured from January 2017 onwards.



Blind controller for installation in a flush-mounting box 2393

Blind control (insert) for 230 V single-phase motors
Max power: 1250 VA
Local or centralised operation
Operation adjustable from 1 to 120 sec.
For installation with double push-buttons (18511)

Pack of 1

* The Miro and Style series are compatible with MEC18 mechanisms manufactured from January 2017 onwards.

Dimmers



A two-way dimmer for high- and low-voltage LED, incandescent and halogen lamps with a magnetic transformer

21550-X

Power supply: 230 V / 50 Hz
LED: 230V 3-85W
Direct halogens: 20-250W
Halogens with a ferromagnetic transformer: 20-250VA
Fuse: T2AH/250V
Screw connection
Phase shut-off: Leading-Edge
Pack of 1



Pack of

POLAR WHITE **59749**
METALLIC ALUMINIUM **59749-AM**
CARBON METALLIC **59749-CM**
MATT WHITE **59749-BM**
MATT BLACK **59749-NM**



A two-way dimmer for high- and low-voltage incandescent and halogen lamps with a magnetic transformer

21553-X

Power supply: 230VAC / 50Hz
Halogens with a ferromagnetic transformer: 20-500VA
Direct halogens: 20-500W
Fuse: T2AH/250V
Screw connection
Phase shut-off: Leading-Edge
Pack of 1



Device for controlling luminaires with 1-10V fluorescence regulation

21555-X

Power supply: 230VAC 50-60Hz
Control voltage: 1-12V
Maximum control current: 40mA
Load connection: 10A
Fuse: F0.8/250V
Screw connection
Pack of 1

Dimmers for push-buttons



Universal tablet dimmer with load adjustment

DIP-RLC

R, L, C, LED, ESL
Power supply voltage 230V - 50/60Hz
Consumption: 3W
Suitable for 230V halogen lamps, halogen lamps with ferromagnetic trans, halogen lamps with electronic trans, and LED loads 230 V

Pack of 1

Load connection

LOAD TYPE	Mechanism type	230 V halogen lamps	Low voltage halogens 12 V (R) with a ferromagnetic transformer (L)	Low voltage halogens lamps with electronic transformer (C)	LED Load 230 V	LED Strips, monochrome (12-48 VDC)	Dimmable Compact Fluorescent Lamps (CFLs)	Electronic ballast with 1-10 V regulation input
21553-X	Rotary	20-500W	20-500 VA	NO	NO	NO	NO	NO
21555-X	Rotary	NO	NO	NO	NO	NO	NO	1-10 V
21550-X	Rotary	20-250W	20-250 VA	NO	3-85W	NO	NO	NO
DIP-RLC	Push-button	160W	160 VA	160W	50-160W	NO	160W	NO

A list of compatibility-tested LED lamps is available at www.bjc.es/documentation

Socket outlets with child protection



Schuko® socket outlet (TT lateral) with safety protection

18524


Screwed terminals 16 A 250 V~

Pack of 10



Pack of

POLAR WHITE **59724**
METALLIC ALUMINIUM **59724-AM**
CARBON METALLIC **59724-CM**
MATT WHITE **59724-BM**
MATT BLACK **59724-NM**




Erp

2P-E Schuko® socket outlet with dual USB type A and type C charger, with fast charging capacity and Power Delivery

18524-USBC


Schuko® socket outlet
- 230Vac 50Hz, 16A
- Screwless terminal
Dual USB charger:
- 1 USB type A socket and 1 USB type C socket
- Maximum power: 20W
- Quick charge Power Delivery USB C: 5 V/3 A; 9 V/2.22 A; 12 V/1.67 A
Quick charge USB A: 5 V/3 A; 9 V/2.22 A; 12 V/1.67 A
- Normal charge:
- 5V/3.4A when using USB A and USB C at the same time
- 5V/2.4A when using USB A or USB C individually
- Short circuit protection
- Temperature protection
Compliant with UNE 20315-1-1/1-2 and EN 62368-1 standards

Pack of 1



Pack of

POLAR WHITE **59724-USBC**
METALLIC ALUMINIUM **59724-US-BC-AM**
CARBON METALLIC **59724-US-BC-CM**
MATT WHITE **59724-US-BC-BM**
MATT BLACK **59724-US-BC-NM**



Schuko® socket outlet with screwless terminal with claws

19532-X

Schuko® socket outlet with screwless terminal without claws

19532

Screwless
Screwless terminal for 2.5 mm flexible or rigid conductors

Pack of 10



Pack of

POLAR WHITE **59732**
METALLIC ALUMINIUM **59732-AM**
CARBON METALLIC **59732-CM**
MATT WHITE **59732-BM**
MATT BLACK **59732-NM**
RED **59732-RD**

SCHUKO COVER WITH SAFETY PROTECTION LABEL



Pack of

POLAR WHITE **59732-E**
METALLIC ALUMINIUM **59732-E-AM**
CARBON METALLIC **59732-E-CM**


SCHUKO COVER WITH SAFETY PROTECTION VOLTAGE INDICATOR LABEL ON OUTLET



Pack of

POLAR WHITE **59732-EI**
METALLIC ALUMINIUM **59732-EI-AM**
CARBON METALLIC **59732-EI-CM**

Socket outlets with child protection



Schuko® socket outlet with screwless terminal with claws
Schuko® socket outlet with screwless terminal without claws
 Screwless
 Screwless terminal for 2.5 mm flexible or rigid conductors

Pack of 10

19532-X

19532

SCHUKO SPRING LID WITH SAFETY PROTECTION				
POLAR WHITE	METALLIC ALUMINIUM	CARBON METALLIC	MATT WHITE	MATT BLACK
59814	59814-AM	59814-CM	59814-BM	59814-NM
Pack of 1	Pack of 1	Pack of 1	Pack of 1	Pack of 1

SCHUKO SPRING LID WITH SAFETY PROTECTION LABEL		
POLAR WHITE	METALLIC ALUMINIUM	CARBON METALLIC
59814-E	59814-E-AM	59814-E-CM
Pack of 2	Pack of 1	Pack of 1

CLOSED SCHUKO COVER WITH SAFETY PROTECTION		
POLAR WHITE	METALLIC ALUMINIUM	CARBON METALLIC
59814-K	59814-K-AM	59814-K-CM
Pack of 1	Pack of 1	Pack of 1



IP44 gasket kit
 For SCHUKO socket outlets with Miro and Style spring lid

Pack of 1


2395



Lamp for SCHUKO base with operating indicator (SI)
 1.5 mA, 230 V AW/ 50 Hz

Pack of 1

2394



Schuko® socket outlet (French standard) with child protection
 Screwed terminals 16 A 250 V~

Pack of 10

18572

FRENCH PLUG COVER				
POLAR WHITE	METALLIC ALUMINIUM	CARBON METALLIC	MATT WHITE	MATT BLACK
59772	59772-AM	59772-CM	59772-BM	59772-NM
Pack of 10	Pack of 10	Pack of 10	Pack of 1	Pack of 1

IP44 switch solutions



One-way switch
Two-way switch 16 A
Intermediate switch
Push-button
Push-button two-way switch

Pack of 1

19505-X

19506-X

19507-X

19516-X

19511-2X

SWITCH				
POLAR WHITE	METALLIC ALUMINIUM	CARBON METALLIC	MATT BLACK	
59705-IP	59705-IP-AM	59705-IP-CM	59705-IP-NM	
Pack of 1	Pack of 1	Pack of 1	Pack of 1	
	59716-IP	59716-IP-AM	59716-IP-CM	59716-IP-NM
Bell symbol	Pack of 1	Pack of 1	Pack of 1	Pack of 1
	59717-IP	59717-IP-AM	59717-IP-CM	59717-IP-NM
Bulb symbol	Pack of 1	Pack of 1	Pack of 1	Pack of 1

These switches are only suitable for IP44 use with the above-indicated mechanisms, when used together with the corresponding gasket. They are not suitable for MEC18 mechanisms



Double one-way switch
Double two-way switch
Double push-button

Pack of 1

19509-X

19510-X

19511-X

DOUBLE SWITCH				
POLAR WHITE	METALLIC ALUMINIUM	CARBON METALLIC	MATT BLACK	
59709-IP	59709-IP-AM	59709-IP-CM	59709-IP-NM	
Pack of 1	Pack of 1	Pack of 1	Pack of 1	

These switches are only suitable for IP44 use with the above-indicated mechanisms, when used together with the corresponding gasket. They are not suitable for MEC18 mechanisms



One-way switch for blinds
Double push-button for blinds

Pack of 1

19569-X

19565-X

DOUBLE SWITCH FOR BLINDS				
POLAR WHITE	METALLIC ALUMINIUM	CARBON METALLIC	MATT BLACK	
59765-IP	59765-IP-AM	59765-IP-CM	59765-IP-NM	
Pack of 1	Pack of 1	Pack of 1	Pack of 1	

These switches are only suitable for IP44 use with the above-indicated mechanisms, when used together with the corresponding gasket. They are not suitable for MEC18 mechanisms


Replacement gaskets for switches 2396

Suitable for single and double mechanisms shown on this page.

Pack of 1

The IP44 functions work with the standard frames in the series.

IP44 socket solutions



Schuko® socket outlet with screwless terminal with claws
Schuko® socket outlet with screwless terminal without claws
 Screwless
 Screwless terminal for 2.5 mm flexible or rigid conductors

19532-X
19532

Pack of 10




Pack of 1

The cover includes the necessary sealing gasket

IP44 gasket kit **2395**

Spare part for IP44 59814-IP covers
 Pack of 1

Socket solutions for TV-FM-R/TV-SAT IP44




TV_FM socket outlet
Series 2-10 **2932**
Final outlet **2933**
Individual installation **2934**
R/TV-SAT socket with 2 outputs
Series 6-12 **2921**
Series 2-5 **2922**
Final outlet **2923**
Individual installation **2924**
 (Manufacturer: TELEVÉS)
 (Manufacturer: TELEVÉS)

Pack of 10



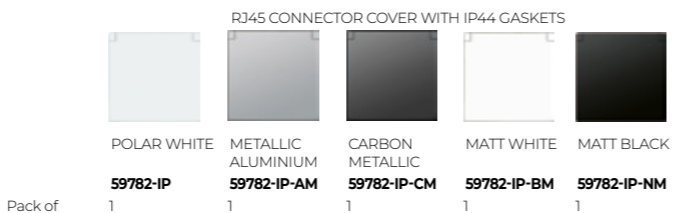
Pack of 1

RJ IP44 connectivity terminals



Adapter for 1 RJ45/RJ11 connector (AMP, ITT, etc.) **19582-1**

Pack of 10



Pack of 1



Standard Keystone RJ45 connector **3186-B**

Cat. 6
 White
 Tool-free terminal

Pack of 25

The IP44 functions work with the standard frames in the series.

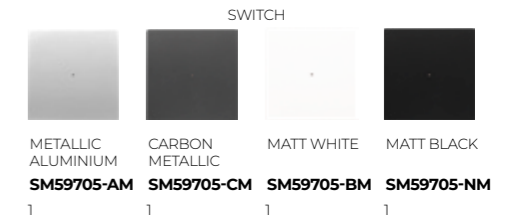
Connected Miro (with frame and switch)



Connected one-way switch **NX59906**

230 VAC 50 Hz, 10 A
 Screwed terminals
 160 m range (in open space).
 It can also be controlled manually with an external push-button.
 Includes connected mechanism, switch and single frame in Polar White

Pack of 1



Pack of 1




Pack of 1



Connected universal dimmer **NX59949**

230 VAC 50 Hz
 Compatible with incandescent lamps (14-200 W AC), 230 V halogen lamps (14-150 W AC), 12 V halogen magnetic transformer (14-150 VA), 12 V halogen electronic transformer (14-150 VA), LED trailing edge RC (7-100 VA at 230 V AC), LED leading edge RL (7-20 VA at 230 V AC).
 Screwed terminals.
 Range: 160 m (in open space).
 It can also be controlled manually with an external push-button.
 Includes connected mechanism, switch and single frame in Polar White.

Pack of 1



Pack of 1



Pack of 1



Connected one-way switch for blinds **NX59965**

230 VAC 50 Hz, 4 A cos φ = 0.6
 Screwed terminals
 Range: 160 m (in open space).
 Includes connected mechanism, switch and single frame in Polar White.

Pack of 1



Pack of 1



Pack of 1



Connected power socket with consumption measurement **NX59924**

230 VAC, 50 Hz, 16 A
 Screwed terminals
 Range: 160 m (in open space).
 Can be switched on/off manually with a control button.
 Includes connected mechanism, cover and single frame in Polar White.

Pack of 1



Pack of 1

Smart flush-mounted mechanisms



Connected one-way switch
 230 VAC 50 Hz, 10 A
 Screwed terminals
 Range: 160 m (in open space).
 It can also be controlled manually with an external push-button.
 Compatible with BJC Miro frames

NX18506



POLAR WHITE METALLIC ALUMINIUM CARBON METALLIC MATT WHITE MATT BLACK
SM59705 SM59705-AM SM59705-CM SM59705-BM SM59705-NM

Pack of 1

Switch with embellisher

SM59705-C SM59705-AMC SM59705-CMC SM59705-BMC SM59705-NMC

Pack of 1



Connected universal dimmer
 230 VAC 50 Hz
 Compatible with incandescent lamps (14-200 W AC), 230 V halogen lamps (14-150 W AC), 12 V halogen magnetic transformer (14-150 VA), 12 V halogen electronic transformer (14-150 VA), LED trailing edge RC (7-100 VA at 230 V AC), LED leading edge RL (7-20 VA at 230 V AC).
 Screwed terminals.
 Range: 160 m (in open space).
 It can also be controlled manually with an external push-button.
 Compatible with BJC Miro frames

NX21545



POLAR WHITE METALLIC ALUMINIUM CARBON METALLIC MATT WHITE MATT BLACK
SM59705 SM59705-AM SM59705-CM SM59705-BM SM59705-NM

Pack of 1

Switch with embellisher

SM59705-C SM59705-AMC SM59705-CMC SM59705-BMC SM59705-NMC

Pack of 1



Connected one-way switch for blinds
 230 VAC 50 Hz, 4 A cos φ = 0.6
 Screwed terminals
 Range: 160 m (in open space).
 Compatible with BJC Miro frames.

NX18565



POLAR WHITE METALLIC ALUMINIUM CARBON METALLIC MATT WHITE MATT BLACK
SM59765 SM59765-AM SM59765-CM SM59765-BM SM59765-NM

Pack of 1

Switch with embellisher

SM59765-C SM59765-AMC SM59765-CMC SM59765-BMC SM59765-NMC

Pack of 1



Connected power socket with consumption measurement
 230 VAC, 50 Hz, 16 A.
 Screwed terminals.
 Range: 160 m (in open space).
 Can be switched on/off manually with a control button.
 Compatible with BJC Miro frames.

NX18524



POLAR WHITE METALLIC ALUMINIUM CARBON METALLIC MATT WHITE MATT BLACK
SM59724 SM59724-AM SM59724-CM SM59724-BM SM59724-NM

Pack of 1

Pack of 1

Surface-mounted connected Miro



Surface-mounted connected push-button
 Powered by a 3 V battery, CR2032 (supplied)
 Secured by adhesive or screws in flush-mounting box.
 Range: 200 m (in open space)
 Includes connected mechanism, fixing base, frame and switch in Polar White.

NX59939



POLAR WHITE METALLIC ALUMINIUM CARBON METALLIC MATT WHITE MATT BLACK
SM59739 SM59739-AM SM59739-CM SM59739-BM SM59739-NM

Pack of 1

Pack of 1

SURFACE-MOUNTED SMART SWITCH WITH "1-2" SYMBOLS



POLAR WHITE METALLIC ALUMINIUM CARBON METALLIC MATT WHITE MATT BLACK
SM59739-1 SM59739-1AM SM59739-1CM SM59739-1BM SM59739-1NM

Pad printing

Pack of 1

SURFACE-MOUNTED SMART SWITCH WITH "DAY/NIGHT" SYMBOLS



POLAR WHITE METALLIC ALUMINIUM CARBON METALLIC MATT WHITE MATT BLACK
SM59739-2 SM59739-2AM SM59739-2CM SM59739-2BM SM59739-2NM

Pad printing

Pack of 1


SURFACE-MOUNTED SMART SWITCH WITH "INPUT/OUTPUT" SYMBOLS



POLAR WHITE METALLIC ALUMINIUM CARBON METALLIC MATT WHITE MATT BLACK
SM59739-3 SM59739-3AM SM59739-3CM SM59739-3BM SM59739-3NM

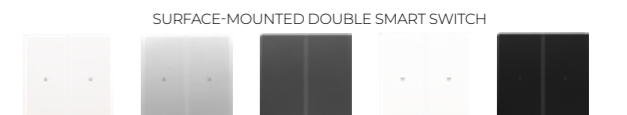
Pad printing

Pack of 1



Surface-mounted connected double push-button
 Powered by a 3 V battery, CR2032 (supplied).
 Secured by adhesive or screws in flush-mounting box.
 200 m range (in open space).
 Includes connected mechanism, fixing base, frame and switches in Polar White.

NX59940



POLAR WHITE METALLIC ALUMINIUM CARBON METALLIC MATT WHITE MATT BLACK
SM59740 SM59740-AM SM59740-CM SM59740-BM SM59740-NM

Pack of 1

Pack of 1

SURFACE-MOUNTED SMART DOUBLE SWITCH WITH "1-2-3-4" SYMBOLS




POLAR WHITE METALLIC ALUMINIUM CARBON METALLIC MATT WHITE MATT BLACK
SM59740-1 SM59740-1AM SM59740-1CM SM59740-1BM SM59740-1NM

Pad printing

Pack of 1

TV-FM-R/TV-SAT socket outlets



TV_FM socket outlet
Series 2-10 **2932**
Final outlet **2933**
Individual installation **2934**
 (Manufacturer: TELEVÉS)



R/TV-SAT socket with 2 outputs
Series 6-12 **2921**
Series 2-5 **2922**
Final outlet **2923**
Individual installation **2924**

Pack of 10

Pack of 10




R/TV-SAT socket with 3 outputs **2918**
Individual socket installation
 (Manufacturer: TELEVÉS)



Pack of 1

Pack of 10

RJ type connectivity terminals




Support for 1 standard RJ Keystone connector **19582-1**

Pack of 10




Pack of 10



Support for 2 standard RJ Keystone connectors **19682-1**

Pack of 10



Pack of 1



Standard Keystone RJ45 connector **3186-B**

Cat. 6
 White
 Tool-free terminal

Pack of 25




6-way RJ11 female connector telephone jack for BAT in basic telephone networks (screwless terminal) **19582**

Pack of 10




Pack of 10



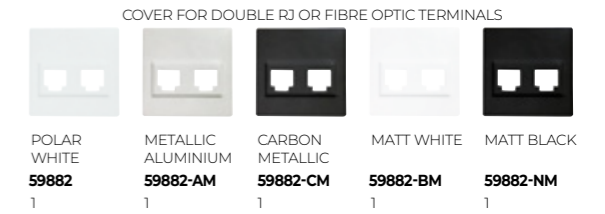
8-way female RJ45 connector Cat. 6 Tool-free connection by insulation piercing **18586**

Pack of 10




Double 8-way RJ45 female connector Cat. 6 Tool-free connection by insulation piercing **18586-2**

Pack of 1



Pack of 1

SW/APC fiber optic solutions



Support for 1 standard RJ Keystone connector


Pack of 10

19582-1

COVER FOR SINGLE RJ OR FIBRE OPTIC TERMINALS



POLAR WHITE 59782	METALLIC ALUMINIUM 59782-AM	CARBON METALLIC 59782-CM	MATT WHITE 59782-BM	MATT BLACK 59782-NM
Pack of 10	1	1	1	1



Support for 2 standard RJ Keystone connectors

Pack of 10

19682-1

COVER FOR DOUBLE RJ OR FIBRE OPTIC TERMINALS



POLAR WHITE 59882	METALLIC ALUMINIUM 59882-AM	CARBON METALLIC 59882-CM	MATT WHITE 59882-BM	MATT BLACK 59882-NM
Pack of 1	1	1	1	1



Coupler for SW/APC-type optical fibre connector

To be installed in conjunction with the 3190 adapter. It must be installed in a deep box in order to respect the bending radius of the standard fibre conductor

Pack of 20

3191




A keystone adapter should be used with coupler 3191 in RJ adapters

3190

For proper use of this adapter, an increased-depth flush-mounting box is recommended

Pack of 20

Multimedia connectors



Type A HDMI connector

Screw terminal connection
White
Beige
Grey

Pack of 1

18578-HDMI
18578-HDMI-A
18578-HDMI-G

COVER FOR MULTIMEDIA SOCKETS



POLAR WHITE 59778	METALLIC ALUMINIUM 59778-AM	CARBON METALLIC 59778-CM	MATT WHITE 59778-BM	MATT BLACK 59778-NM
Pack of 1	1	1	1	1

Sound modules



Loudspeaker connectors Simple Stereo

Pack of 1

19563-2
19563-4

COVER FOR MULTIMEDIA SOCKETS



POLAR WHITE 59778	METALLIC ALUMINIUM 59778-AM	CARBON METALLIC 59778-CM	MATT WHITE 59778-BM	MATT BLACK 59778-NM
Pack of 1	1	1	1	1

Adapter for EGI*

0708.10 White

Adapter for TEZ*

TX82/BL (White)
TX82/MF (Ivory)
TX82/GR (Grey)

Adapter for SONELCO*

PCP9135-01 (White)
PCP9135-10 (Ivory)
PCP9135-02 (Anthracite grey)
PCP9135-12 (Steel)

*References to be requested from each manufacturer



Volume control potentiometer

3 W, 27 Ω, mono

Pack of 1

59560

Temperature control

Room thermostat

Monitoring and control of temperature in closed rooms
Type of sensor: Bi-metal Voltage: 230 V~, 24 V~, 50 Hz
Changeover capacity at 230 Vac: 10(4) A, at 24 Vac: 1(1) A
Range: 5 to 30 °C (numerical scale * to 6)

ROOM THERMOSTAT



POLAR WHITE 23144	METALLIC ALUMINIUM 59144-AM	CARBON METALLIC 59144-CM
Pack of 1	1	1

Heated floor thermostat

Electronic temperature control for heating systems, for example: electric heated floor systems, bathrooms, ceilings, marble and heated walls.
Voltage: 230 V~, 50 Hz
Sensor: external or internal & external (monitor).
Floor sensor supplied with the package. Shut-off capacity: 16(2) A
Range: 10 to 50 °C (scale of 1 to 5)
Indications (LEDs): heating up (Network), and eco mode activated (green).
Extension of the sensor: up to 50 m only with 0.5 mm² cable, double insulated.
Note: Ensure that the sensor cabling is protected by insulation.
It is not possible to wire the sensor in parallel with AC power lines.

HEATED FLOOR THERMOSTAT



POLAR WHITE 23244	METALLIC ALUMINIUM 59244-AM	CARBON METALLIC 59244-CM
Pack of 1	1	1

Motion detector



Spherical motion detector, 3-wire mechanism

Contact rating (3-wire, relay output):
Resistive load 2,300 W, 10 A max., cos φ = 1
Inductive load 1,500 W, 5 A max., cos φ = 0.6
Halogen lamps with a 1000 VA transformer
Electronic ballasts e.g. 2 x 36 W (20 max.)
Compatible with LED loads

18555-3

COVER FOR SPHERICAL MOTION DETECTOR



POLAR WHITE 59755	METALLIC ALUMINIUM 59755-AM	CARBON METALLIC 59755-CM	MATT WHITE 59755-BM	MATT BLACK 59755-NM
Pack of 1	1	1	1	1


Pack of 1

Buzzers and indicator lights




Buzzer module
 · Polar White
 · Metallic Aluminium
 · Carbon Metallic
 230V
 Pack of 1


18540
18540-AM
18540-CM




Assorted mechanisms



Cord operated push-button **19516-X**
 Pack of 1



Cord operated changeover push-button **19511-2X**
 Pack of 1




Pack of 1 POLAR WHITE **59170**


Blank cover



Cable output



Intermediate frame for 51x51mm mechanisms



Assorted material



Universal linking mechanism **2373-1**
 Thermoplastic material
 Dimensions: 71x71x43 mm
 Pack of 640



Protective cover **2374-1**
 Allows you to locate the box after plastering
 Pack of 1000



Claws for metal frames **16-GAR**
 Bag with 50 claws and 50 screws to assemble 25 fixing frames



1-gang flush-mounting box for hollow partition walls **2341**
 Pack of 120



2-gang flush-mounting box for hollow partition walls **2342**
 Pack of 60



3-gang flush-mounting box for hollow partition walls **2343**
 Pack of 35



4-gang flush-mounting box for hollow partition walls **2344**
 Pack of 30



5-gang flush-mounting box for hollow partition walls **2345**
 Pack of 21



Hole saw with countersink for hollow partition walls **2158000**
 diam. 68 mm / depth. 40 mm
 Pack of 1



Countersink for Ø 68 mm **5892000**
 Tool for flush installation of hollow wall boxes
 Pack of 1



Replacement blades for ref. 5892000 **5893000**
 Pack of 1



BJC fixing frame aligner **3201**
 Pack of 1

To achieve the designed installation results, the use of these boxes and a hole saw with countersink is recommended.

Miro frames - plastic

				
WHITE POLAR	ALUMINIUM METALLIC	CARBON METALLIC	WHITE MATE	BLACK MATE
Pack of	Pack of	Pack of	Pack of	Pack of
 59001	59001-AM	59001-CM	59001-BM	59001-NM
10	1	1	1	1
 59002	59002-AM	59002-CM	59002-BM	59002-NM
10	1	1	1	1
 59003	59003-AM	59003-CM	59003-BM	59003-NM
10	1	1	1	1
 59004	59004-AM	59004-CM	59004-BM	59004-NM
10	1	1	1	1
 59005	59005-AM	59005-CM	59005-BM	59005-NM
1	1	1	1	1

The same frame type can be used for both horizontal and vertical mounting.

Miro frames - crystal








				
CRYSTAL CRYSTAL GREEN	WHITE	BLACK	SAND	RED ORIENTAL
Pack of	Pack of	Pack of	Pack of	Pack of
 59001-VG	59001-CB	59001-NE	59001-AE	59001-RO
1	1	1	1	1
 59002-VG	59002-CB	59002-NE	59002-AE	59002-RO
1	1	1	1	1
 59003-VG	59003-CB	59003-NE	59003-AE	59003-RO
1	1	1	1	1
 59004-VG	59004-CB	59004-NE	59004-AE	59004-RO
1	1	1	1	1
 59005-VG	59005-CB	59005-NE	59005-AE	59005-RO
1	1	1	1	1

The same frame type can be used for both horizontal and vertical mounting.

To install Miro frames correctly in hollow partition walls, use the 2158000 hole saw (or equivalent) to ensure the flush-mounting box is flush with the wall.

Miro frames - matt colours

Miro frames - pure aluminium

	
ALUMINIUM	YELLOW OXIDE
Pack of	Pack of
 59001-AL	59001-AO
1	1
 59002-AL	59002-AO
1	1
 59003-AL	59003-AO
1	1
 59004-AL	59004-AO
1	1
 59005-AL	59005-AO
1	1

The same frame type can be used for both horizontal and vertical mounting.





Miro frames - solid wood

				
MAPLE RED	MAPLE	CHERRY (PROCESSED COLOUR)	WENGE (PROCESSED COLOUR)	BEECH (PROCESSED COLOUR)
Pack of	Pack of	Pack of	Pack of	Pack of
 59001-AJ	59001-AR	59001-CE	59001-WE	59001-HA
1	1	1	1	1
 59002-AJ	59002-AR	59002-CE	59002-WE	59002-HA
1	1	1	1	1
 59003-AJ	59003-AR	59003-CE	59003-WE	59003-HA
1	1	1	1	1
 59004-AJ	59004-AR	59004-CE	59004-WE	59004-HA
1	1	1	1	1

The same frame type can be used for both horizontal and vertical mounting.

To install Miro frames correctly in hollow partition walls, use the 2158000 hole saw (or equivalent) to ensure the flush-mounting box is flush with the wall.

MEASUREMENTS

	90 x 90 mm
	90 x 161 mm
	90 x 232 mm
	90 x 303 mm

BJC

Viva

Simplicity that lasts

Our lifestyles and dreams are constantly changing. BJC presents the Viva collection, designed for young and practical people who care about the environment and are always on the go.

A versatile series with a timeless design, based on simple lines and shapes. Designed and manufactured in Rubi to BJC's quality standards, at a highly competitive price.



Polar White



Piano Black




Moon Silver



Lava Grey





Viva was created to simplify installation processes. You can choose from two references: the mechanism + switch or cover, in a single reference, and the frame. The metal frame adapts to all types of surfaces and features two grooves on both sides to help align different mechanisms. The frames fit into the fixing frame through the existing tabs, which have been specially designed to compensate for uneven wall surfaces, guaranteeing a solid connection and accurate and smooth finishes.

- The galvanised steel fixing frames are treated to prevent corrosion, ensuring durable installation components.
- Fixing frames with upper and lower profiles to facilitate assembly and ensure the mechanism is rigidly positioned.

Certifications



Choose your favourite colour

Viva

			
Polar White	Sand Beige / Polar White	Piano Black / Polar White	Stone Grey / Polar White
			
Piano Black / Moon Silver	Polar White / Moon Silver	Sand Beige / Lava Grey	Stone Grey / Lava Grey
			
Moon Silver	Lava Grey / Moon Silver	Lava Grey	Moon Silver / Lava Grey
			
Schuko + Frame + Surface mounting box	One-way switch + Schuko + Double frame + Surface mounting box		

Accuracy and reliability

It is suitable for both new buildings and renovation projects. The metal frame can be adapted to all types of surfaces.

The modular surface mounting box can be used to form surface mounting boxes with up to 4 gangs, blending seamlessly with the series' aesthetic.



Two grooves on each side of the metal frame help to align different mechanisms




The frame can be fixed or extracted without the need to remove the switch



Cover for the socket outlet, with a concealed screw. Quick and accurate connection



The same frame is used for horizontal and vertical installations




Compatible with BJC Nexus Smart Home




It's that simple

“ Only two references. Choosing a product from the Viva range is easy.”


1 - Choose a feature with the switch colour



Polar White



Moon Silver




Lava Grey

2 - Choose the frame colour



Polar White




Stone Grey



Piano Black



Sand Beige



Moon Silver



Lava Grey

Many different functions

The Viva series offers a wide range of functions to meet today's needs. These include light intensity dimmers and mechanisms for raising and lowering blinds. Choose whichever options you need for your total comfort and enjoy their appealing, colourful designs. All functions are included in all three series.



Dimmers

Dimmers are the perfect way to create an atmosphere in rooms by adjusting the lighting levels to the desired intensity. The intensity can be increased or decreased. Due to the variety of lamp technologies and power levels, it is essential to use a specific dimmer designed to match each lamp. BJC offers a wide range of dimmers suitable for different lamps and power ratings.



Dual USB chargers


The Schuko® socket outlet with dual USB Type A and Type C allows you to charge two terminals simultaneously while leaving the actual socket free for use. Quick and easy installation in a standard flush-mounting box.

- Power Delivery (required by the EU from 2024)
- Quick charge
- For standard flush-mounting boxes




Multimedia

Multimedia connectors are the perfect solution to prevent exposed wiring during installation and for the distribution of electronic devices in any type of installation; whether residential or commercial. The HDMI, RJ45, stereo cable and other outputs can provide separate input and output sources, for efficient connections and uncluttered installations.



Motion detector

The BJC motion detector is an automatic system for switching lights on and off that does not require direct activation. With its 180° detection angle, it's always ready to detect movement. This practical and convenient safety solution also cuts costs. Its detection capacity reduces unnecessary lighting costs in transit areas and prevents lights being left on by mistake or by the presence of children.



LED beacon light

This practical and functional removable emergency beacon light provides you with a handheld lamp for moving around the house when the electrical circuits have been accidentally disconnected due to an outage or breakdown. It lights up like an emergency lamp, making it easy to find in the dark. As it is removable, you can carry it with you as you set off in search of an alternative light source or the distribution board.



Thermostats

Our thermostats can be used to control and adjust the temperature in each room. Their simple settings allow you to achieve the right level of climate comfort while being energy efficient.

A series intended to simplify the installation process


It is suitable for both new buildings and refurbishment projects, ensuring seamless integration.

Simplify your logistics and purchasing processes with just two references. Not only can the frames be assembled horizontally or vertically, they can also be attached or removed without the need to remove the switch.



Insert+switch

The metal frame can be adapted to all types of surfaces. Two notches on both sides make it easy to align several mechanisms.



Frame

The frames fit into the fixing frame using sturdy tabs that are specially designed to compensate for uneven walls, ensuring a solid fit and precise finish.

Reference table for composing basic functions - Viva

Function	Mechanism + Cover	Frame
One-way switch	23505*	23001*
Two-way switch	23506*	23001*
Intermediate switch	23507*	23001*
Double one-way switch	23509*	23001*
Double two-way switch	23510*	23001*
Push-button, bell symbol	23516-1*	23001*
Push-button, bulb symbol	23516-2*	23001*
Rotary dimmer	21550-X* + 23729*	23001*
Schuko® socket outlet	23524*	23001*
Schuko® socket outlet + dual USB Type A and Type C	23526-USBC*	23001*
TV cover	23330*	23001*
Single RJ socket outlet	23682-1*	23001*
Double RJ socket outlet	23682-2*	23001*
Blank cover	23033*	23001*
Cable output	23534*	23001*
Buzzer	23536*	23001*
Key card switch	23068*	23001*

* For remaining colours, add the extension colour.

Colour	Covers			Frames		
	Colour	Code	Icon	Colour	Code	Icon
	Polar White	-	●	Polar White	-	●
	Moon Silver	-PL	●	Stone Grey	-GP	●
	Lava Grey	-GL	●	Piano Black	-NP	●
				Beige	-A	●
				Moon Silver	-PL	●
				Lava Grey	-GL	●

Switch mechanisms

One-way switch Two-way switch Intermediate switch 2 pole one-way switch 2 pole one-way switch 16A 250 Vac	One-way switch 10 AX	Pack of	POLAR WHITE	MOON SILVER	LAVA GREY
	With claws	10	23505-X	23505-PLX	23505-GLX
	Without claws	10	23505	23505-PL	23505-GL
	Two-way switch 10 AX				
	With claws	10	23506-X	23506-PLX	23506-GLX
	Without claws	10	23506	23506-PL	23506-GL
	Intermediate switch 10 AX				
	With claws	6	23507-X	23507-PLX	23507-GLX
	Without claws	10	23507	23507-PL	23507-GL
	2 pole one-way switch 10 AX	1	23508	23508-PL	23508-GL
One-way switch 16 AX	6	23557	23557-PL	23557-GL	
Two-way switch 16 AX	1	23559	23559-PL	23559-GL	
2 pole one-way switch 16 AX	1	23558	23558-PL	23558-GL	
Double one-way switch Double two-way switch Double intermediate switch 10 AX 250 Vac	Double one-way switch	Pack of	POLAR WHITE	MOON SILVER	LAVA GREY
	With claws	10	23509-X	23509-PLX	23509-GLX
	Without claws	10	23509	23509-PL	23509-GL
	Double two-way switch				
	With claws	10	23510-X	23510-PLX	23510-GLX
	Without claws	10	23510	23510-PL	23510-GL
	Double intermediate switch	1	23507-2	23507-2PL	23507-2GL

Push-button mechanisms

Push-button NO 10 A 250 Vac	With claws	Pack of 6	POLAR WHITE	MOON SILVER	LAVA GREY
	Without claws	10	23516-X	23516-PLX	23516-GLX
Push-button with bell symbol 10 A 250 Vac	With claws	Pack of 6	POLAR WHITE	MOON SILVER	LAVA GREY
	Without claws	10	23516	23516-PL	23516-GL
Push-button with bulb symbol 10 A 250 Vac	With claws	Pack of 6	POLAR WHITE	MOON SILVER	LAVA GREY
	Without claws	10	23516-1X	23516-1PLX	23516-1GLX
Push-button with illuminated label holder 10 A 250 Vac	With claws	Pack of 6	POLAR WHITE	MOON SILVER	LAVA GREY
	Without claws	10	23516-1	23516-1PL	23516-1GL
Double push-button 10 A 250 Vac	With claws	Pack of 6	POLAR WHITE	MOON SILVER	LAVA GREY
	Without claws	10	23516-2X	23516-2PLX	23516-2GLX
Without claws		Pack of 10	POLAR WHITE	MOON SILVER	LAVA GREY
			23511	23511-PL	23511-GL

One-way switch mechanisms with indicator

One-way switch with indicator Two-way switch with indicator Intermediate switch with indicator Push-button with indicator 2 pole one-way switch 10 A 250 Vac Note: If you need to illuminate any of the other BJC Viva switches with a white button, simply install the corresponding indicator light using the same switch that comes with the product with the standard white switch.	One-way switch with indicator	Pack of	MOON SILVER	LAVA GREY
	With claws	6	23505-PLLX	23505-GLLX
	Without claws	6	23505-PLL	23505-GLL
	Two-way switch with indicator light			
	With claws	6	23506-PLLX	23506-GLLX
	Without claws	6	23506-PLL	23506-GLL
	Intermediate switch with indicator			
	With claws	1	23507-PLLX	23507-GLLX
	Without claws	1	23507-PLL	23507-GLL
	Push-button with indicator			
With claws	1	23516-PLLX	23516-GLLX	
Without claws	1	23516-PLL	23516-GLL	
2 pole one-way switch				
Without claws	1	23558-PLL	23558-GLL	
Double one-way switch with indicators Double intermediate switch with indicators Double two-way switch with indicators 10 A 250 Vac	Double one-way switch with indicators	Pack of	MOON SILVER	LAVA GREY
	With claws	1	23509-PLLX	23509-GLLX
	Without claws	1	23509-PLL	23509-GLL
	Double intermediate switch with indicators	1	23507-2PLL	23507-2GLL
	Double two-way switch with indicators			
	With claws	1	23510-PLLX	23510-GLLX
	Without claws	1	23510-PLL	23510-GLL

Push-button mechanisms with an indicator

Push-button with bell symbol and indicator 10 A 250 Vac	With claws	Pack of 1	MOON SILVER	LAVA GREY	
	Without claws	1	23516-1PLLX	23516-1GLLX	
Push-button with bulb symbol and indicator 10 A 250 Vac	With claws	Pack of 6	POLAR WHITE	MOON SILVER	LAVA GREY
	Without claws	6	23516-2LX	23516-2PLLX	23516-2GLLX
Push-button with illuminated label holder 10 A 250 Vac	With claws	Pack of 1	POLAR WHITE	MOON SILVER	LAVA GREY
	Without claws	1	23516-2L	23516-2PLL	23516-2GLL
Without claws		Pack of 1	POLAR WHITE	MOON SILVER	LAVA GREY
			23516-3LX	23516-3PLLX	23516-3GLLX
		1	23516-3L	23516-3PLL	23516-3GLL

Indicators for one-way switches and push-buttons



Blue LED indicator light for two-pole control light mechanisms 21139-1
230 V~ 1 mA
Pack of 20



Load for indicator lights with energy saving and fluorescent lamps 3139
Pack of 1



Blue LED indicator light for single pole one-way switch, two-way switch, intermediate switch and push-button 21139-2
230 V~ 1 mA
Pack of 20

Mechanisms for controlling blinds

Double one-way switch for blinds
Double push-button for blinds



	Pack of	POLAR WHITE	Pack of	MOON SILVER	LAVA GREY
Double one-way switch for blinds					
With claws	6	23569-X	1	23569-PLX	23569-GLX
Without claws	6	23569	1	23569-PL	23569-GL
Double push-button for blinds	1	23565	1	23565-PL	23565-GL

Timer switch



Multifunction tablet timer switch TMP-3H
9 functions
Power supply voltage 230V 50-60Hz
4-wire
With neutral
Compatible with R, L and C loads
Pack of 1



Multifunction tablet timer switch TMP-4H
Screwless terminal
Power supply voltage 230V 50-60Hz
4-wire
Compatible with R, L and C loads
Pack of 1

Dimmers



A two-way dimmer for high- and low-voltage LED, incandescent and halogen lamps with a magnetic transformer 21550-X
Power supply: 230 V / 50 Hz
LED: 230V 3-85W
Direct halogens: 20-250W
Halogens with a ferromagnetic transformer: 20-250VA
Fuse: T2AH/250V
Screw connection
Phase shut-off: Leading-Edge
Pack of 1



COVER AND BUTTON
POLAR WHITE MOON SILVER LAVA GREY
23729 **23729-PL** **23729-GL**
Pack of 1 1 1



A two-way dimmer for high- and low-voltage incandescent and halogen lamps with a magnetic transformer 21553-X
Power supply: 230VAC / 50Hz
Halogens with a ferromagnetic transformer: 20-500VA
Direct halogens: 20-500W
Fuse: T2AH/250V
Screw connection
Phase shut-off: Leading-Edge
Pack of 1



Device for controlling luminaires with 1-10V fluorescence regulation 21555-X
Power supply: 230VAC 50-60Hz
Control voltage: 1-12V
Maximum control current: 40mA
Load connection: 10A
Fuse: F0.8/250V
Screw connection
Pack of 1

Dimmers for push-buttons



Universal tablet dimmer with load adjustment DIP-RLC
R, L, C, LED, ESL
Power supply voltage 230V - 50/60Hz
Consumption: 3W
Suitable for 230V halogen lamps, halogen lamps with ferromagnetic trans, halogen lamps with electronic trans. and LED loads 230 V
Pack of 1

Load connection

LOAD TYPE								
21553-X	Rotary	20-500W	20-500 VA	NO	NO	NO	NO	NO
21555-X	Rotary	NO	NO	NO	NO	NO	NO	1-10 V
21550-X	Rotary	20-250W	20-250 VA	NO	3-85W	NO	NO	NO
DIP-RLC	Push-button	160W	160 VA	160W	50-160W	NO	160W	NO

A list of compatibility-tested LED lamps is available at www.bjc.es/documentation

Motion detector one-way switch

Spherical motion detector, 3-wire mechanism

Contact rating
(3-wire, relay output):
Resistive load 2300 W, 10 A max, cos φ =1
Inductive load 1500 W, 5 A max, cos φ =0.6
Halogen lamps with a 1000 VA transformer
Electronic ballasts e.g. 2×36 W (20 max.)
Compatible with LED loads

Pack of 1



Socket outlets

Schuko® screwed terminals with safety protection

16 A 250 Vac

Pack of 10
With claws 10
Without claws 10



Pack of 10

Schuko® socket outlet with dual USB type A and type C charger with fast charging capacity and safety protection

Schuko® socket outlet
- 230Vac 50Hz, 16A
- Screwless terminal
Dual USB charger:
- 1 USB type A socket and 1 USB type C socket
- Maximum power: 20W
- Quick charge Power Delivery USB C: 5 V/3 A; 9 V/2.22 A; 12 V/1.67 A
- Quick charge USB A: 5 V/3 A; 9 V/2.22 A; 12 V/1.67 A
- Normal charge:
- 5V/3.4A when using USB A and USB C at the same time
- 5V/2.4A when using USB A or USB C individually
- Short circuit protection
- Temperature protection
Compliant with UNE 20315-1-1/1-2 and EN 62368-1 standards

Pack of 1




Socket outlets

Schuko® screwless terminal with safety protection

16 A 250 Vac

Function not compatible with Viva frames installed in vertical position

Pack of 10
With claws 10
Without claws 10



Schuko® screwless terminal with cover and safety protection

16 A 250 Vac

Pack of 6
With claws 6
Without claws 6



Schuko® IP44 screwless terminal with cover and safety protection

16 A 250 Vac

Pack of 1
With claws 1
Without claws 1



French screw terminal socket with safety protection

16 A 250 Vac
For export only.


Pack of 10
With claws 10
Without claws 10



French screwed terminal socket with cover and safety protection

16 A 250 Vac
For export only.

Pack of 6
With claws 6
Without claws 6



Socket outlets

French socket outlet dual USB with dual USB type A and type C charger with fast charging capacity and safety protection

Socket outlet:
 - 230Vac 50Hz, 16A
 - Screwless terminal
 Dual USB charger:
 - 1 USB type A socket and 1 USB type C socket
 - Maximum power: 20W
 - Quick charge Power Delivery USB C: 5 V/3 A; 9 V/2.22 A; 12 V/1.67 A
 - Quick charge USB A: 5 V/3 A; 9 V/2.22 A; 12 V/1.67 A
 - Normal charge:
 - 5V/3.4A when using USB A and USB C at the same time
 - 5V/2.4A when using USB A or USB C individually
 - Short circuit protection
 - Temperature protection
 Compliant with UNE 20315-1-1/1-2 and EN 62368-1 standards



Double Schuko® monoblock with safety protection

White (similar to RAL9010)
 For 60mm diameter mounting boxes
 Claw fixing
 Screwed terminals.
 Complete monoblock, no frame mounting required.

Pack of 1
 WHITE
EF-23924-4

25 A socket outlet



25 A socket outlet **2225**
 White
 25 A 250 V~
 85x85x35 mm
 Accepts any 2P + T plug rated at 25 A 250 V~ S/UNE 20315
 The terminals accept cables up to 10 mm² cross-section.
 The most suitable mounting box for this socket is Ref. 2373-1
 Pack of 5

Plug



2P+E plug **2224-B**
 White
 Pack of 10

RJ type connectivity terminals

RJ11 telephone socket (terminal by insulation piercing)

With claws
 Without claws


Pack of 6
 10



RJ-45 CAT. 6 socket outlet
 Tool-free terminal

Without claws


Pack of 10



Double RJ-45 CAT. 6 socket outlet
 Tool-free terminal

Without claws

Pack of 1



Adapter for RJ socket outlets
 Adapters compatible with RJ 45
 Keystone format connectors

With claws
 Without claws

Pack of 6
 10



Double adapter for RJ socket outlets
 Adapters compatible with RJ 45 Keystone format connectors

With claws
 Without claws

Pack of 6
 6



SCHRACK modular RJ45 connector
Cat. 6
White **3186-B**
 Tool-free terminal
 Pack of 25

SW/APC fiber optic solutions

Adapter for RJ socket outlets

Adapters compatible with RJ 45 Keystone format connectors

	Pack of
With claws	6
Without claws	10

POLAR WHITE	MOON SILVER	LAVA GREY
23682-1X	23682-1PLX	23682-1GLX
23682-1	23682-1PL	23682-1GL

Double adapter for RJ socket outlets

Adapters compatible with RJ 45 Keystone format connectors

	Pack of
With claws	6
Without claws	6

POLAR WHITE	MOON SILVER	LAVA GREY
23682-2X	23682-2PLX	23682-2GLX
23682-2	23682-2PL	23682-2GL



Coupler for SW/APC-type optical fibre connector

3191

To be used with adapter 3190 or directly plugged into the RJ cover

Pack of 20



A Keystone adapter should be used with coupler 3191 in RJ adapters

3190

For proper use of this adapter, an increased-depth flush-mounting box is recommended

Pack of 20

Covers for TV

TV cover two holes

Pack of 10


POLAR WHITE	MOON SILVER	LAVA GREY
23330	23330-PL	23330-GL

TV cover 3 holes

Pack of 2

POLAR WHITE	MOON SILVER	LAVA GREY
23341	23341-PL	23341-GL


TV-FM-R/TV-SAT mechanisms



TV_FM socket outlet Series 2-10 Final outlet Individual installation
(Manufacturer: TELEVÉS)

2932
2933
2934

Pack of 10



R/TV-SAT socket with 2 outputs Series 6-12 Series 2-5 Final outlet Individual installation
(Manufacturer: TELEVÉS)

2921
2922
2923
2924

Pack of 10



R/TV-SAT socket with 3 outputs Individual installation
(Manufacturer: TELEVÉS)

2918

Pack of 10

Blank cover and cable output

Blank cover

Pack of
With claws 6
Without claws 10



Cable output

Pack of
With claws 6
Without claws 6



Other functions

Adjustable buzzer
230 Vac
Intermittent use

Pack of
With claws 6
Without claws 6



LED beacon light
Cold white LED
230 Vac 0.4 W
5 Lm

There may be visual variations between production batches.

Pack of 1



LED beacon light
Warm white LED
230 Vac 0.4 W
5 Lm

There may be visual variations between production batches.

Pack of 1



Multimedia connectors

Type A HDMI connector

Screwed terminals
It is recommended that you solder the cable ends

Pack of 1



55 x 55 mm mechanisms and frames

Key card switch
10 A 250 Vac

Pack of 1



This mechanism can only be assembled in 55x55 mm 1-gang frames.

Bulb

Spare part for key card switch

19039-AZ



Pack of 1

Room thermostat

Monitoring and control of temperature in closed rooms
Type of sensor: Bi-metal
Voltage: 230 V~, 24 V~, 50 Hz
Changeover capacity at 230 Vac: 10(4) A, at 24 Vac: 1(1) A Setpoint range: 5 to 30 °C (numerical scale * to 6).

Pack of 1



This mechanism can only be assembled in 55x55 mm 1-gang frames.

Heated floor thermostat

Electronic temperature control for heating systems, for example: electric heated floor systems, bathrooms, ceilings, marble and heated walls.
Voltage: 230 V~, 50 Hz
Sensor: external or internal & external (monitor).
Floor sensor supplied with the package.
Shut-off capacity: 16(2) A
Range: 10 to 50 °C (scale of 1 to 5)
Indications (LEDs): heating up (Network), and eco mode activated (green).
Extension of the sensor: up to 50 m only with 0.5 mm² cable, double insulated.
Note: Ensure that the sensor cabling is protected by insulation. It is not possible to wire the sensor in parallel with AC power lines.

Pack of 1



This mechanism can only be assembled in 55x55 mm 1-gang frames.

55x55 mm 1-gang frame mechanisms

Pack of 1














Pack of 1



Pack of 1



Assorted material







 <p>Universal linking mechanism 2373-1 Thermoplastic material Dimensions: 71x71x43 mm Pack of 640</p>	 <p>Protective cover 2374-1 Allows you to locate the box after plastering Pack of 1000</p>	 <p>Claws for metal frames 16-GAR Bag with 50 claws and 50 screws to assemble 25 fixing frames</p>
 <p>1-gang flush-mounting box for hollow partition walls 2341 Pack of 120</p>	 <p>2-gang flush-mounting box for hollow partition walls 2342 Pack of 60</p>	 <p>3-gang flush-mounting box for hollow partition walls 2343 Pack of 35</p>
 <p>4-gang flush-mounting box for hollow partition walls 2344 Pack of 30</p>	 <p>Hole saw with countersink for hollow partition walls 2158000 diam. 68 mm / depth. 40 mm Pack of 1</p>	 <p>Countersink for Ø 68 mm 5892000 Tool for flush installation of hollow wall boxes Pack of 1</p>
 <p>Replacement blades for ref. 5892000 5893000 Pack of 1</p>	 <p>BJC fixing frame aligner 3201 Pack of 1</p>	

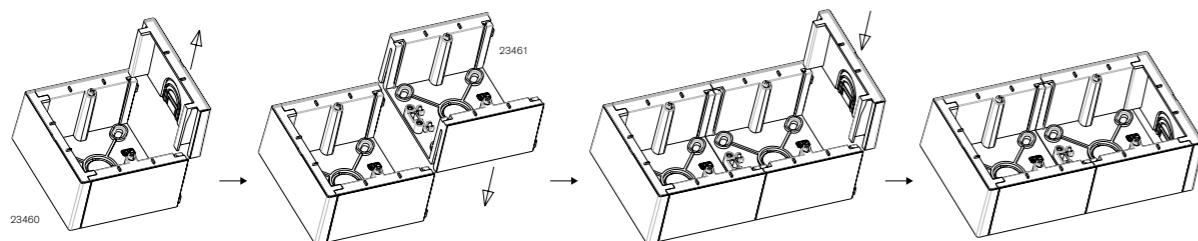
To achieve the designed installation results, the use of these boxes and a hole saw with countersink is recommended.
Note: Check the price list published on our website, www.bjc.es, for availability of mechanisms with claws identified with -X after the reference.

Surface mounting box







PC-ASA. UV resistant and halogen free.
Fire resistance. GWT 650°C.
RoHS.
Inlets for 22x10, 16x10, 12x7 mm channel and 25, 20 and 16 mm diameter tubes.
Dimensions of the boxes once composed:
1-gang: 86x86x43 mm
2-gang: 157x86x43 mm
3-gang: 228x86x43 mm
4-gang: 299x86x43 mm

Pack of 1

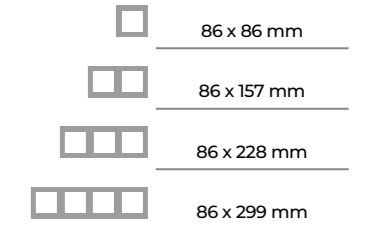
<p>Surface mounting box</p>	 POLAR WHITE 23460	 MOON SILVER 23460-PL	 LAVA GREY 23460-GL
<p>Modular expansion box</p>	 23461	 23461-PL	 23461-GL



Frames

																																																			
<p>POLAR WHITE injected colour</p> <table border="0"> <tr><td>□</td><td>23001</td><td>12</td></tr> <tr><td>□□</td><td>23002</td><td>12</td></tr> <tr><td>□□□</td><td>23003</td><td>6</td></tr> <tr><td>□□□□</td><td>23004</td><td>6</td></tr> </table>	□	23001	12	□□	23002	12	□□□	23003	6	□□□□	23004	6	<p>STONE GREY injected colour</p> <table border="0"> <tr><td>□</td><td>23001-GP</td><td>12</td></tr> <tr><td>□□</td><td>23002-GP</td><td>12</td></tr> <tr><td>□□□</td><td>23003-GP</td><td>6</td></tr> <tr><td>□□□□</td><td>23004-GP</td><td>6</td></tr> </table>	□	23001-GP	12	□□	23002-GP	12	□□□	23003-GP	6	□□□□	23004-GP	6	<p>PIANO BLACK injected colour</p> <table border="0"> <tr><td>□</td><td>23001-NP</td><td>12</td></tr> <tr><td>□□</td><td>23002-NP</td><td>12</td></tr> <tr><td>□□□</td><td>23003-NP</td><td>6</td></tr> <tr><td>□□□□</td><td>23004-NP</td><td>6</td></tr> </table>	□	23001-NP	12	□□	23002-NP	12	□□□	23003-NP	6	□□□□	23004-NP	6	<p>SAND BEIGE injected colour</p> <table border="0"> <tr><td>□</td><td>23001-A</td><td>12</td></tr> <tr><td>□□</td><td>23002-A</td><td>12</td></tr> <tr><td>□□□</td><td>23003-A</td><td>6</td></tr> <tr><td>□□□□</td><td>23004-A</td><td>6</td></tr> </table>	□	23001-A	12	□□	23002-A	12	□□□	23003-A	6	□□□□	23004-A	6
□	23001	12																																																	
□□	23002	12																																																	
□□□	23003	6																																																	
□□□□	23004	6																																																	
□	23001-GP	12																																																	
□□	23002-GP	12																																																	
□□□	23003-GP	6																																																	
□□□□	23004-GP	6																																																	
□	23001-NP	12																																																	
□□	23002-NP	12																																																	
□□□	23003-NP	6																																																	
□□□□	23004-NP	6																																																	
□	23001-A	12																																																	
□□	23002-A	12																																																	
□□□	23003-A	6																																																	
□□□□	23004-A	6																																																	
																																																			
<p>MOON SILVER painted colour</p> <table border="0"> <tr><td>□</td><td>23001-PL</td><td>12</td></tr> <tr><td>□□</td><td>23002-PL</td><td>12</td></tr> <tr><td>□□□</td><td>23003-PL</td><td>6</td></tr> <tr><td>□□□□</td><td>23004-PL</td><td>6</td></tr> </table>	□	23001-PL	12	□□	23002-PL	12	□□□	23003-PL	6	□□□□	23004-PL	6	<p>LAVA GREY painted colour</p> <table border="0"> <tr><td>□</td><td>23001-GL</td><td>12</td></tr> <tr><td>□□</td><td>23002-GL</td><td>12</td></tr> <tr><td>□□□</td><td>23003-GL</td><td>6</td></tr> <tr><td>□□□□</td><td>23004-GL</td><td>6</td></tr> </table>	□	23001-GL	12	□□	23002-GL	12	□□□	23003-GL	6	□□□□	23004-GL	6																										
□	23001-PL	12																																																	
□□	23002-PL	12																																																	
□□□	23003-PL	6																																																	
□□□□	23004-PL	6																																																	
□	23001-GL	12																																																	
□□	23002-GL	12																																																	
□□□	23003-GL	6																																																	
□□□□	23004-GL	6																																																	

DIMENSIONS



BJC

Coral

Your first home is there for you to enjoy it

Your first home needs brand new, easy to use and efficient equipment. Choose Coral, an affordable series offering a wide range of options, which will allow you to enjoy the benefits of electricity from day one.



Because we all like to choose!

Coral

Standard (frames with built-in embellisher)



White



Moon Silver



Shadow Grey

Frames for embellishers (in white, beige and painted)



White



Ocean Blue



Science Green



Wheat Yellow



Murano Red



Reflex Brown



Magic Black



Nickel



Matt Nickel



Gold



Matt Gold

Painted



Pearl Gold



Moon Silver



Shadow Grey



Lava Grey

It's also the easiest option in terms of installation

The ergonomic structure of the BJC Coral series ensures fast, easy and hassle-free installation.

Automatic connection of indicator lights


In the Coral series, all switches and push-buttons can be luminous. Simply connect the indicator light to the front of the mechanism.

Fast and safe connections

All switches are fitted with the latest generation of automatic terminals and independent electrical inputs, thus providing a greater coverage area for the cables. The flexible conductor is connected to the terminal by lightly pressing the disconnection levers, ensuring a secure connection and perfect contact.

Perfect alignment

The lateral slots in the fixing frames guarantee the perfect alignment and positioning of the frames.



Mechanism

Mechanism with silver contacts (900/100), ensuring long life and high performance. Automatic connection with independent contact.

Frame

Thermoset decorative frame.

Embellisher

12 different embellishers allow you to add a touch of colour to the series. An ingenious solution ensuring a perfect fit in any setting.

Switch

Switches and covers manufactured from heat-resistant, self-extinguishing thermoset resin.

Reference table for composing basic functions - Coral

Function	Mechanism	Switch/Cover	Frame with integrated embellisher	Frame + coloured embellisher
One-way switch	16505 + 16-BAST	21705*	21211*	21011* + 21600-*
Two-way switch	16506 + 16-BAST	21705*	21211*	21011* + 21600-*
Intermediate switch	16507 + 16-BAST	21705*	21211*	21011* + 21600-*
Double one-way switch	2 x 16505 + 16-BAST	21709*	21211*	21011* + 21600-*
Double two-way switch	2 x 16506 + 16-BAST	21709*	21211*	21011* + 21600-*
Push-button, bell symbol	16516 + 16-BAST	21716*	21211*	21011* + 21600-*
Push-button, bulb symbol	16516 + 16-BAST	21717*	21211*	21011* + 21600-*
Rotary dimmer	21550-X	21749	21211*	21011* + 21600-*
Schuko® socket outlet	21524	21724*	21211*	21011* + 21600-*
TV cover	---	21330*	21211*	21011* + 21600-*
Single RJ socket outlet	19582-1	21795*	21211*	21011* + 21600-*
Double RJ socket outlet	19682-1	21882*	21211*	21011* + 21600-*
Blank cover	---	21133*	21211*	21011* + 21600-*
Cable output	18534	21734*	21211*	21011* + 21600-*
Buzzer	18536-B	21763*	21211*	21011* + 21600-*
Key card switch	18668	21868*	21211*	21011* + 21600-*

* For remaining colours, add the extension colour:

Colour	Switches and covers			Frames with integrated embellisher (ref. 212* and 213*)			Frames without integrated embellisher (ref. 212* and 213*)			Embellishers					
	White	-	●	White	-	●	White	-	●	White	-	●	Magic Black	-NG	●
	Pearl Gold	-DP	●	Shadow Grey	-GS	●	Pearl Gold	-DP	●	Gloss Nickel	-NI	●	Matt Nickel	-NIM	●
	Shadow Grey	-GS	●				Shadow Grey	-GS	●	Gloss Gold	-OR	●	Matt Gold	-ORM	●
	Moon Silver	-PL	●				Moon Silver	-PL	●						

Switch mechanisms



Single pole one-way switch 16505
Two-way switch 16506
Intermediate switch 16507
 10 A 250 V~
Single pole one-way switch 16557
Two-way switch 16559
 16 A 250 V~
Single pole one-way switch control 16605
 10 A 250 V~

Pack of 20	WHITE 21705	Pack of 10	PEARL GOLD 21705-DP	LAVA GREY 21705-GL	SHADOW GREY 21705-GS	MOON SILVER 21705-PL
Pack of 20	WHITE 21705-L	Pack of 10	PEARL GOLD 21705-DPL	LAVA GREY 21705-GLL	SHADOW GREY 21705-GSL	MOON SILVER 21705-PLL

TRANSPARENT DIFFUSER



2 pole one-way switch 16508
 10 A 250 V
2 pole one-way switch 16558
 16 A 250 V

Pack of 20	WHITE 21708	Pack of 10	PEARL GOLD 21708-DP	LAVA GREY 21708-GL	SHADOW GREY 21708-GS	MOON SILVER 21708-PL
Pack of 20	WHITE 21708-L	Pack of 10	PEARL GOLD 21708-DPL	LAVA GREY 21708-GLL	SHADOW GREY 21708-GSL	MOON SILVER 21708-PLL

TRANSPARENT DIFFUSER

The same mechanism can be used for a bipolar switch with light or a bipolar control light. The only change is the installation wiring diagram.

Pack of 20

Push-button mechanisms



Push-button 16516
 10 A 250 V

Pack of 20

Bell	Pack of 20	WHITE 21716	Pack of 10	PEARL GOLD 21716-DP	LAVA GREY 21716-GL	SHADOW GREY 21716-GS	MOON SILVER 21716-PL
Bulb	Pack of 20	21717	Pack of 10	21717-DP	21717-GL	21717-GS	21717-PL
Bell	Pack of 20	WHITE 21716-L	Pack of 10	PEARL GOLD 21716-DPL	LAVA GREY 21716-GLL	SHADOW GREY 21716-GSL	MOON SILVER 21716-PLL
Bulb	Pack of 20	21717-L	Pack of 10	21717-DPL	21717-GLL	21717-GSL	21717-PLL

TRANSPARENT DIFFUSER

Indicator lights



Blue LED indicator light for 2 pole mechanisms and control light 21139-1
 230 V~ 1 mA
 Pack of 20



Blue LED indicator light for single pole one-way switch mechanisms, push-buttons, two-way switches and intermediate switches 21139-2
 230 V~ 1 mA
 Pack of 20

Push-button mechanisms



Double one-way switch 16505
 (using 2 one-way switches)

Double two-way switch 16506
 (using 2 two-way switches)

Double intermediate switch 16507
 (using 2 intermediate switches)

Double push-button 16516
 (using 2 push-buttons)

10 A 250 V~

Pack of 20


Pack of 20	WHITE 21709	Pack of 10	PEARL GOLD 21709-DP	LAVA GREY 21709-GL	SHADOW GREY 21709-GS	MOON SILVER 21709-PL
Pack of 20	WHITE 21709-L	Pack of 10	PEARL GOLD 21709-DPL	LAVA GREY 21709-GLL	SHADOW GREY 21709-GSL	MOON SILVER 21709-PLL

TRANSPARENT DIFFUSER




Claws for metal frames 16-GAR

Bag with 50 claws and 50 screws to assemble 25 fixing frames



16-BAST
 Metal fixing frame

Pack of 20



16-BAST-G
 Metal fixing frame with claws

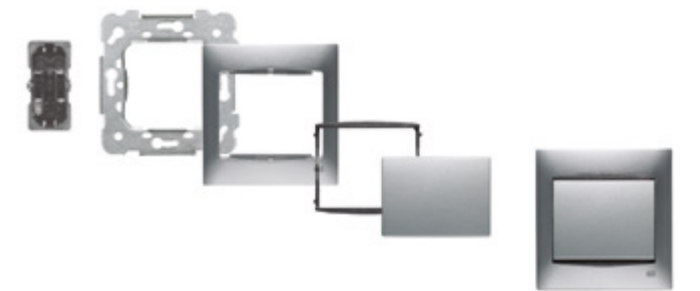
Pack of 10

PRESENTATION:

Switch mechanisms (one-way switches, two-way switches, intermediate switches, single pole switches, 2 pole switches, push-buttons and double switch mechanisms) require a corresponding metal frame for installation and mounting.

Example:

For clawless installation of a single pole one-way switch.



16505 + 16-BAST + 21011-PL + 21600-NIM + 21705-PL Single pole one-way switch

Timer switch



Multifunction tablet timer switch **TMP-3H**
 9 functions
 Power supply voltage 230V 50-60Hz
 4-wire
 With neutral
 Compatible with R, L and C loads
 Pack of 1




Multifunction tablet timer switch **TMP-4H**
 Screwless terminal
 Power supply voltage 230V 50-60Hz
 4-wire
 Compatible with R, L and C loads
 Pack of 1



Load for indicator lights with energy saving and fluorescent lamps **3139**
 Pack of 1

Mechanisms for blinds



Double push-button for blinds **18565**
With electrical interlocking device
One-way switch for blinds **18569**
With electrical and mechanical interlocking device
 Pack of 10



Blind controller for installation in a flush-mounting box **2393**
 Blind control (insert) for 230 V single-phase motors
 Max power: 1250 VA
 Local or centralised operation
 Operation adjustable from 1 to 120 sec.
 Can be used with double push-button 18511.
 Pack of 1

Dimmer



A two-way dimmer for high- and low-voltage LED, incandescent and halogen lamps with a magnetic transformer **21550-X**
 Power supply: 230 V / 50 Hz
 LED: 230V 3-85W
 Direct halogens: 20-250W
 Halogens with a ferromagnetic transformer: 20-250VA
 Fuse: T2AH/250V
 Screw connection
 Phase shut-off: Leading-Edge
 Pack of 1



A two-way dimmer for high- and low-voltage incandescent and halogen lamps with a magnetic transformer **21553-X**
 Power supply: 230VAC / 50Hz
 Halogens with a ferromagnetic transformer: 20-500VA
 Direct halogens: 20-500W
 Fuse: T2AH/250V
 Screw connection
 Phase shut-off: Leading-Edge
 Pack of 1



Device for controlling luminaires with 1-10V fluorescence regulation **21555-X**
 Power supply: 230VAC 50-60Hz
 Control voltage: 1-12V
 Maximum control current: 40mA
 Load connection: 10A
 Fuse: F0.8/250V
 Screw connection
 Pack of 1

Dimmers for push-buttons



Universal tablet dimmer with load adjustment **DIP-RLC**
 R, L, C, LED, ESL
 Power supply voltage 230V - 50/60Hz
 Consumption: 3W
 Suitable for 230V halogen lamps, halogen lamps with ferromagnetic trans, halogen lamps with electronic trans. and LED loads
 230 V
 Pack of 1


Load connection

LOAD TYPE	Mechanism type	230 V halogen lamps	Low voltage halogens 12 V (R) with a ferromagnetic transformer (L)	Low voltage halogens lamps with electronic transformer (C)	LED Load 230 V	LED Strips, monochrome (12-48 VDC)	Dimmable Compact Fluorescent Lamps (CFLs)	Electronic ballast with 1-10V regulation input
21553-X	Rotary	20-500W	20-500 VA	NO	NO	NO	NO	NO
21555-X	Rotary	NO	NO	NO	NO	NO	NO	1-10 V
21550-X	Rotary	20-250W	20-250 VA	NO	3-85W	NO	NO	NO
DIP-RLC	Push-button	160W	160 VA	160W	50-160W	NO	160W	NO

A list of compatibility-tested LED lamps is available at www.bjc.es/documentation

Note: Check the price list published on our website, www.bjc.es, for availability of mechanisms with claws identified with -X after the reference.

Schuko® socket outlet



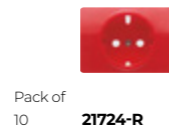
Schuko® socket outlet (TT lateral) with safety protection **21524**
Screwed terminals 16 A 250 V

Pack of 10

Hinged cover for a Schuko® socket outlet (TT lateral)



Special identification (red colour)



Schuko® socket outlet (TT lateral) with an integrated safety device and BJC Coral frame

Screwed terminals 16 A 250 V-

Pack of 10



Assorted mechanisms



Buzzer with tone regulation
White **18536-B**
Black **18536**
Beige **18536-A**


230 V~ 50 Hz
Intermittent Use

Pack of 10



Pilot light **18530**
Works with E10 3W 230V bulb or equivalent LED.
The bulb is not supplied with the equipment.

Pack of 10



LED beacon light
Cold white **18531**
Warm white **18531-4**

230 Vac 0.4 W
5 Lm
There may be visual variations between production batches.

Pack of 1



Assorted mechanisms



Cable output **18534**
 With terminal 3x1.5 mm²
 Cable Ø maximum 10 mm
 Not suitable for claws
 Pack of 10



Cord operated push-button **18521**
Cord operated two-way switch **18598**
 Mechanism not suitable for claws
 10 A 250 V~
 Pack of 10



Fuse holder 16 A 250 V~ **18528**
 For ceramic fuse 8.5x31.5 mm
 Pack of 10




Fuse cut-out plug 8.5x31.5 mm
 Spare part for product Ref. 21528



One-way switch for a timed key card **18668**
 125-230 V~ 50/60 Hz
 Resistive loads 10 A~ 16 A
 Inductive loads 8 A cos φ = 0.4
 Switch-off delay 1 min
 LED indicator light
 Mechanism not suitable for claws
 Pack of 1




Frame for timed key card holder




Can only be assembled on this 1-gang frame

Blank cover




RJ type connectivity terminals



Support for 1 standard RJ Keystone connector **19582-1**

Pack of 10



Support for 2 standard RJ Keystone connectors **19682-1**

Pack of 10



2 RJ45 CAT. 6 connector Tool-free connection by insulation piercing **18586-2**

Pack of 1



Standard Keystone RJ45 connector **3186-B**
 Cat. 6
 White
 Tool-free terminal
 Pack of 25



A Keystone adapter should be used with coupler 3191 in RJ adapters **3190**

For proper use of this adapter, an increased-depth flush-mounting box is recommended

Pack of 20



Coupler for SW/APC-type optical fibre connector **3191**

To be used with adapter 3190 or directly plugged into the RJ cover

Pack of 20



RJ11 6-way connector **19582**

Pack of 10



Loudspeaker socket outlets



Loudspeaker socket outlet (mono) 18563-2

Rear screwed terminals
Pack of 10



Loudspeaker socket outlet (stereo) 18563-4

Rear screwed terminals
Pack of 10

Wound potentiometer for loudspeakers



3 W 27 Ω 18560
5 W 47 Ω 18562
5+5 W 47 W* 18564


Not suitable for claws
*Requires flush-mounting box
Ref. 2364
Pack of 1



Sound modules

Adapters for SONBEL, EIS, TEZ and SONELCO sound modules

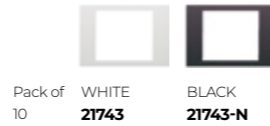
46 x 46 mm



Adapter for EGI sound modules

Adapts directly to the sound module fixing frames

41 x 41 mm



Room thermostat



Electronic thermostat for heating or cooling 18544

230 V~/1900 W cos φ = 1
230 V~/450 W cos φ = 0.6
Regulation from 5° to 30°
Pack of 1



Motion detector




Spherical motion detector, 3-wire mechanism 18555-3

Contact rating (3-wire, relay output):
Resistive load 2300 W, 10 A max., cos φ = 1
Inductive load 1500 W, 5 A max., cos φ = 0.6
Halogen lamps with a 1000 VA transformer
Electronic ballasts e.g. 2x36 W (20 max.)
Compatible with LED loads
Pack of 1




TV-FM-R/TV-SAT socket outlets



TV_FM socket outlet Series 2-10 Final outlet 2932
2933
Individual installation 2934
(Manufacturer: TELEVÉS)

Pack of 10



R/TV-SAT socket outlet Series 6-12 Series 2-5 Final outlet 2921
2922
2923
Individual installation 2924
(Manufacturer: TELEVÉS)

Pack of 10




R/TV-SAT socket with 3 outputs 2918
Individual installation 2918
(Manufacturer: TELEVÉS)

Pack of 10



Frames with integrated intermediate embellisher (without fixing frame)




FRAME DIMENSIONS
Both vertically and horizontally

86 x 86 mm
86 x 157 mm
86 x 229 mm
86 x 300 mm







WHITE	Pack of	SHADOW GREY	Pack of	MOON SILVER	Pack of
21211	10	21211-GS	10	21211-PL	10
21212	10	21212-GS	10	21212-PL	10
21213	5	21213-GS	5	21213-PL	5
21214	5	21214-GS	5	21214-PL	5
21312	10	21312-GS	10	21312-PL	10
21313	5	21313-GS	5	21313-PL	5
21314	5	21314-GS	5	21314-PL	5

Frames without intermediate embellisher (without fixing frame)



WHITE	Pack of	PEARL GOLD	Pack of	LAVA GREY	Pack of	SHADOW GREY	Pack of	MOON SILVER	Pack of
21011	10	21011-DP	10	21011-GL	10	21011-GS	10	21011-PL	10
21012	10	21012-DP	10	21012-GL	10	21012-GS	10	21012-PL	10
21013	5	21013-DP	5	21013-GL	5	21013-GS	5	21013-PL	5
21014	5	21014-DP	5	21014-GL	5	21014-GS	5	21014-PL	5
21112	10	21112-DP	10	21112-GL	10	21112-GS	10	21112-PL	10
21113	5	21113-DP	5	21113-GL	5	21113-GS	5	21113-PL	5
21114	5	21114-DP	5	21114-GL	5	21114-GS	5	21114-PL	5

Intermediate embellishers

STANDARD	METAL COATING	METALLIC EFFECT
		
WHITE 21600-NI Pack of 10	GLOSS NICKEL 21600-NI Pack of 10	GLOSS GOLD 21600-OR Pack of 10
		
	MATT NICKEL 21600-NIM Pack of 10	MATT GOLD 21600-ORM Pack of 10
		
		MAGIC BLACK 21600-NG Pack of 10

Assorted material

	Universal linking mechanism 2373-1 Thermoplastic material Dimensions: 71x71x43 mm Pack of 640		Protective cover 2374-1 Allows you to locate the box after plastering Pack of 1000		Claws for metal frames 16-GAR Bag with 50 claws and 50 screws to assemble 25 fixing frames
	1-gang flush-mounting box for hollow partition walls 2341 Pack of 120		2-gang flush-mounting box for hollow partition walls 2342 Pack of 60		3-gang flush-mounting box for hollow partition walls 2343 Pack of 35
	4-gang flush-mounting box for hollow partition walls 2344 Pack of 30		Hole saw with countersink for hollow partition walls 2158000 diam. 68 mm / depth. 40 mm Pack of 1		Countersink for Ø 68 mm 5892000 Tool for flush installation of hollow wall boxes Pack of 1
	Replacement blades for ref. 5892000 5893000 Pack of 1		BJC fixing frame aligner 3201 Pack of 1		

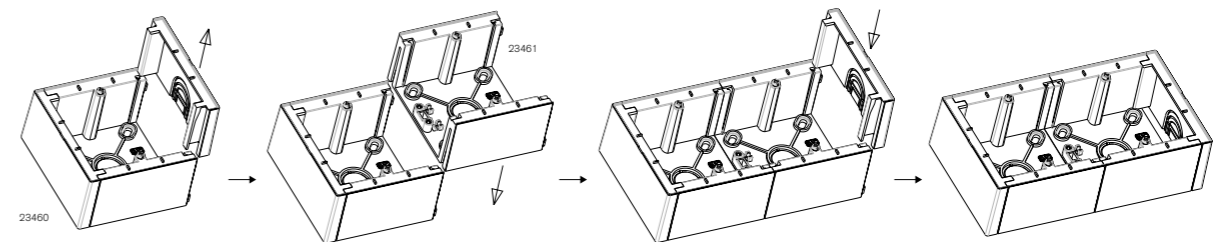
To achieve the designed installation results, the use of these boxes and a hole saw with countersink is recommended.

Note: Check the price list published on our website, www.bjc.es, for availability of mechanisms with claws identified with -X after the reference.

Surface mounting box

PC-ASA. UV resistant and halogen free.
Fire resistance. GWT 650°C.
RoHS.
Inlets for 22x10, 16x10, 12x7 mm channel and 25, 20 and 16 mm diameter tubes.
Dimensions of the boxes once composed:
1-gang: 86x86x43 mm
2-gang: 157x86x43 mm
3-gang: 228x86x43 mm
4-gang: 299x86x43 mm
Pack of 1

		
Surface mounting box 23460	MOON SILVER 23460-PL	LAVA GREY 23460-GL
		
Modular expansion box 23461	23461-PL	23461-GL



BJC

Sun and Rehabitat

Light for your first spaces

A comprehensive solution with incredible features at surprising prices. Choose the option that best illuminates your spaces.



The easiest option

Sol




White

Sol is an affordable series that surprises with its finishes that bring an attractive touch of light to your first spaces.

Refurbishment with no additional construction work required


The Rehabitat System

The Rehabitat system allows you to easily and quickly replace your current mechanisms with the latest models, eliminating the need for additional construction work and allowing you to enjoy reliable products with modern designs.






Discover the Rehabitat System

Switch mechanisms

		NARROW SWITCHES	WIDE SWITCHES
	Single pole one-way switch 16505 Two-way switch 16506 Intermediate switch 16507 Single pole one-way switch control 16605 10 A 250 V~ Pack of 20	 Pack of WHITE Without diffuser 20 16705 With diffuser 20 16705-L	 Pack of WHITE Without diffuser 20 17705 With diffuser 20 17705-L
	Single pole one-way switch 16557 Two-way switch 16559 16 A 250 V~ Pack of 20		
	2 pole one-way switch 16508 10 A 250 V~ Pack of 20 The same mechanism can be used for a bipolar switch with light or a bipolar control light. The only change is the installation wiring diagram	 Pack of WHITE Without diffuser 20 16708 With diffuser 20 16708-L	 Pack of WHITE Without diffuser 20 17708 With diffuser 20 17708-L
	2 pole one-way switch 16558 16 A 250 V~ Pack of 20 The same mechanism can be used for a bipolar switch with light or a bipolar control light. The only change is the installation wiring diagram		




A double mechanism can be formed by combining 2 single switches.

Switch mechanisms



	Push-button 16516 10 A 250 V~ Pack of 20	 Pack of WHITE Without diffuser 20 16716 Without diffuser 20 16717 With diffuser 20 16716-L With diffuser 20 16717-L	 Pack of WHITE Without diffuser 20 17716 Without diffuser 20 17717 With diffuser 20 17716-L With diffuser 20 17717-L
---	---	--	--

A double mechanism can be formed by combining 2 single switches.


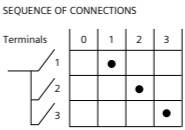

Indicator lights

 Blue LED indicator light for 2 pole mechanisms and control light 21139-1 230 V~ 1 mA Pack of 20	 Blue LED indicator light for single pole one-way switch mechanisms, push-buttons, two-way switches and intermediate switches 21139-2 230 V~ 1 mA Pack of 20
 Load for indicator lights with energy saving and fluorescent lamps 3139 Pack of 1	





Mechanisms for blinds

 Double push-button for blinds 18565 With electrical interlocking device	 One-way switch for blinds 18569 With electrical and mechanical interlocking device 10 A 250 V Pack of 10
---	--

Rotary switches

		WIDE SWITCHES
 Rotary switch 17596 16 A 250 V~ Pack of 1 4 positions, 3 circuits Connection by Faston 6.3 x 0.8 mm Insert without claws	SEQUENCE OF CONNECTIONS 	 Pack of WHITE 10 17796

Socket outlets

 Normal 2P socket outlet 16522 10 A 250 V~ Pack of 20 For export only ONLY FOR PLUGS WITH Ø 4 mm PINS	 Pack of WHITE 20 16722
 Schuko® socket outlet (displaced earthing) 16525 10 A 250 V~ Pack of 20 For export only ONLY FOR PLUGS WITH Ø 4 mm PINS	 Pack of WHITE 20 16725

Socket outlets with child protection



Schuko® socket outlet (lateral earthing) with built-in child safety **16524**
Screwed terminals
16 A 250 V
Pack of 10

WIDE COVERS



Pack of 10 WHITE **16724** RED **16724-R**

Assembled products Socket outlets

2P mixed socket outlet For European plugs
10/16 A 250 V~
For American plugs
15 A 125 V~
For export only



Pack of 20 WHITE **16090**

Schuko® socket outlet For European plugs
10/16 A 250 V~
For American plugs
15 A 125 V~
For export only



Pack of 20 WHITE **16190**

Dimmer

Dimmer for Sol Teide and Room frames

A two-way dimmer for high- and low-voltage LED, incandescent and halogen lamps with a magnetic transformer.

- Power supply: 230 V / 50 Hz
- LED: 230V 3-85W
- Direct halogens: 20-250W
- Halogens with a ferromagnetic transformer: 20-250VA
- Fuse: T2AH/250V
- Screw connection
- Phase shut-off: Leading-Edge

Pack of 1



Pack of 1 WHITE **16038**

Assembled products various mechanisms

Cable output

With clamping flange up to 8 mm Ø



Pack of 20 WHITE **16034**



Pack of 10 WHITE **17034**

Voice and Data connectors and adapters

NARROW COVERS

WIDE COVERS

6-way RJ11 female connector telephone jack
For BAT in basic telephony networks (screwed terminals)



Pack of 20 WHITE **16082**



Pack of 10 WHITE **17082**

8-way RJ45 Cat. 5E female connector (ISO 8877)
For BAT in Integrated Services Digital Networks (ISDN) and computer applications
Screwless terminal
Only for BJC Sol 1-gang frames



Pack of 20 WHITE **16095**



Pack of 10 WHITE **17095**

Voice and Data connectors and adapters

Cover for adapting 2 RJ45 connectors (AMP, ITT, etc.) to BJC Sol frames



Pack of 10 WHITE **17897**

Wound potentiometer for loudspeakers



Potentiometer 3 W 27 Ω **18560**
Potentiometer 5 W 47 Ω **18562**
***Potentiometer 5+5 W 47 W** **18564**

*Requires a special depth flush-mounting box







Not suitable for Rehabitat frames

Pack of 1









Pack of 10 WHITE **17760**







Assorted mechanisms

	NARROW COVERS	WIDE COVERS
Short circuit For 5x20 mm glass fuse	 Pack of 20 WHITE 16028	 Pack of 10 WHITE 17028
Fuse-holder cap Spare parts for products Ref. 16028 y 17028	 Pack of 10 WHITE 14129	 Pack of 10 WHITE 14129
 5x20 mm glass fuse 4 A 498-4 6 A 498-6 10 A 498-10 Pack of 100		
Blank cover	 Pack of 20 WHITE 16033	




TV-FM-R/TV-SAT socket outlets

		WIDE COVERS
 TV_FM socket outlet Series 2-10 Final outlet Individual installation (Manufacturer: TELEVÉS) Pack of 10	2932 2933 2934	45x45 mm covers for TV-FM socket outlets by BJC or TELEVÉS  Pack of 10 WHITE 16330
		45x45 mm covers for TV-FM socket outlets by other brands  Pack of 10 WHITE 16331
 R/TV-SAT socket outlet Series 6-12 Series 2-5 Final outlet Individual installation (Manufacturer: TELEVÉS) Pack of 10	2921 2922 2923 2924	45x45 mm covers for R/TV-SAT socket outlets by BJC or TELEVÉS  Pack of 10 WHITE 16320
		45x45 mm covers for R/TV-SAT socket outlets by other brands  Pack of 10 WHITE 16321

Frames with fixing frame for 60mm European boxes

		WITHOUT CLAWS	WITH CLAWS
 For 1 narrow module 85x85 mm		WHITE 16310 Pack of 10	WHITE 16000 Pack of 10
 For 2 narrow modules or 1 wide module 85x85 mm		16311 Pack of 10	16001 Pack of 10
 For 4 narrow modules or 2 wide modules 85x157 mm		16312 Pack of 10	16002 Pack of 10
 For 6 narrow modules or 3 wide modules 85x228 mm		16313 Pack of 5	16003 Pack of 5
 For 1 narrow module 85x120 mm		WHITE 16341 Pack of 10	
 For 2 narrow modules or 1 wide module 85x120 mm		16342 Pack of 10	


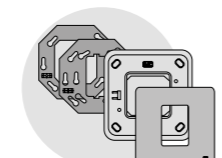

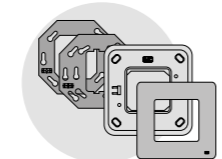

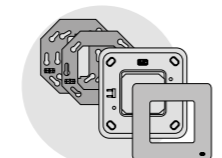

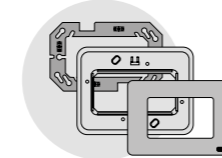
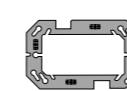

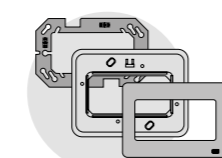
Frames with fixing frame and without claws for American boxes

 For 1 narrow module 85x120 mm For a 4x2" box		WHITE 16351 Pack of 10
 For 2 narrow modules or 1 wide module 85x120 mm For a 4x2" box		16352 Pack of 10
 For 3 narrow modules or 1 wide module and 1 narrow module 85x120 mm For a 4x2" box		16353 Pack of 10

Rehabitat frames



Frames with a fixing frame and frame for star series or similar boxes

	<p>For 1 narrow module</p> <p>96x98 mm For a 362-1 BJC box or similar</p> <p>Assembly consisting of fixing frame, support frame and frame</p> <p>Frames compatible with Sol series mechanisms</p>	 <p>WHITE 16661-B Pack of 1</p>
	<p>For 1 narrow module: only switches, Cable outputs, telephone sockets and circuit breakers</p> <p>96x98 mm For a 362-1 BJC box or similar</p> <p>Set consisting of 2 fixing frames, a support frame and a frame</p> <p>Frames compatible with Sol series mechanisms</p>	 <p>WHITE 16662-B Pack of 1</p> <p>This frame enables a wide switch or cover to be installed in a narrow flush-mounting box</p>
	<p>For 2 narrow modules or 1 wide module</p> <p>96x98 mm For a 362-2 BJC box or similar</p> <p>Set consisting of 2 fixing frames, a support frame and a frame</p> <p>Frames compatible with Sol series mechanisms</p>	 <p>WHITE 16662-B Pack of 1</p>
	<p>For 3 narrow modules or 1 wide module and 1 narrow module</p> <p>132x98 mm For a 362-3 BJC box or similar</p> <p>Assembly consisting of fixing frame, support frame and frame</p> <p>Frames compatible with Sol series mechanisms</p>	 <p>WHITE 16663-B Pack of 1</p>  <p>16668 Special fixing frame for box Compact (3-gang)</p>
	<p>For 4 narrow modules or 2 wide modules</p> <p>132x98 mm For a 362-4 BJC box or similar</p> <p>Assembly consisting of fixing frame, support frame and frame</p> <p>Frames compatible with Sol series mechanisms</p>	 <p>WHITE 16664-B Pack of 1</p>

Some installed boxes by other brands require minor adjustments to accommodate Sol Teide mechanisms

Frames for Sol series mechanisms.

Rehabitat frames

Refurbishment without building work for systems with linear or similar type frames

	<p>For 2 narrow modules or 1 wide module</p> <p>120x85 mm For a 906 BJC box or similar</p> <p>Assembly consisting of fixing frame and frame</p> <p>Frames compatible with Sol series mechanisms</p>	 <p>WHITE 16652-B Pack of 1</p>
	<p>For 3 narrow modules or 1 wide module and 1 narrow module</p> <p>120x85 mm For a 907 BJC box or similar</p> <p>Assembly consisting of fixing frame and frame</p> <p>Frames compatible with Sol series mechanisms</p>	 <p>WHITE 16653-B Pack of 1</p> <p>The 16653 frame is suitable for replacing frames containing 3 mechanisms</p>
	<p>For 4 narrow modules or 2 wide modules</p> <p>120x85 mm For a 907 BJC box or similar</p> <p>Assembly consisting of fixing frame and frame</p> <p>Frames compatible with Sol series mechanisms</p>	 <p>WHITE 16654-B Pack of 1</p>
	<p>For 6 narrow modules or 3 wide modules</p> <p>190x85 mm For a 908 BJC box or similar</p> <p>Assembly consisting of fixing frame and frame</p> <p>Frames compatible with Sol series mechanisms</p>	 <p>WHITE 16656-B Pack of 1</p>



The replacement of vertically installed linear frames requires the mechanisms to be assembled horizontally

Frames for Sol series mechanisms

BJC

Relays

Complete solutions
for control, protection,
electrical automation and
energy efficiency



Complete solutions for control, protection, electrical automation and energy efficiency

As a specialist manufacturer, we offer **comprehensive solutions for control, protection and automation in electrical systems**. Our relays offer outstanding reliability, accuracy and ease of integration into residential, tertiary and industrial systems. The range includes compact models with zero-crossing technology for safer and more efficient changeovers, and indicator LED lights for ease of installation and diagnostics. Some devices feature Wi-Fi connectivity, enabling remote programming and control from anywhere, bringing added value to projects that require efficiency and adaptability.

RESIDENTIAL



INDUSTRIAL AND TERTIARY



TIMING

Timer relays enable precise control of the activation and deactivation times of electrical equipment, improving system efficiency and automation. Available in single-function, multifunction, cycling, and star/delta starter versions, they are used for applications such as delayed start-ups, automatic shutdowns, and electrical process sequences.



STAIRCASE TIMER SWITCHES

They control the lighting switch-on time in transit areas, ensuring comfort and energy efficiency. They are activated by push-buttons, making them suitable for stairways, corridors, garages, and communal areas.



AUXILIARY AND POWER RELAYS

Essential for extending or adapting the functionality of electrical systems. They are used in load switching, contact extensions, motor control and signals in control and protection systems.



IMPULSE RELAYS

These allow a light source to be operated from multiple push-buttons without complex wiring, making them a practical and safe solution for installations in buildings and communal areas.



TIMER SWITCHES

Designed to automatically programme the switching on and off of electrical devices, they offer an effective energy-saving solution. Our range features analogue and digital versions, some with astronomical functions and Wi-Fi connectivity for remote management. They are ideal for lighting, air conditioning, irrigation, and shop windows.



TWILIGHT SWITCHES

These devices switch the lighting on or off depending on the ambient light level, without the need for time programming. They are mainly used in outdoor areas such as gardens, car parks, or on façades.



LIGHT DIMMERS

These allow you to adjust the light intensity to create the desired ambience and improve energy efficiency. They are suitable for homes, offices, restaurants, and home automation projects.



PROTECTION AND MONITORING

Ensures the safe and continuous operation of your electrical systems. Our range of monitoring devices monitor phase sequence and phase failure, as well as detecting overvoltages in three-phase networks, helping to prevent failures, detect anomalies and keep all key parameters under control.



Timing



Single-function timer relay **TM-116-UNI-M**

Universal power supply: 12-240 V AC/DC 50/60 Hz
16 A switched output
Switch-off delay from 0.1 seconds to 100 hours.

Pack of 1



Multifunction timer relay **TM-116-UNI** Multifunction timer relay **TM-116**

TM-116-UNI: Universal power supply: 12-240 V AC/DC 50/60 Hz
TM-116: Power supply at 230 V AC 50/60 Hz
16 A switched output
10 functions

Programmable time from 0.1 seconds to 10 days.

Pack of 1



Multifunction timer relay **TM-308-UNI**

Universal power supply: 12-240 V AC/DC 50/60 Hz
3 switched outputs: 1 x 16 A and 2 x 8 A.
10 functions
Programmable time from 0.1 seconds to 10 days.

Pack of 1



Timer starter relay **TME-2T-UNI**

Star-delta motor starter.
Universal power supply: 12-240 V AC/DC 50/60 Hz
2 x 16 A switched outputs
Programmable time: t1 from 0.1 seconds to 100 days (star), t2 from 0.1 to 1 seconds (delta)

Pack of 1



Asymmetric cycling relay **TME-2H-UNI**

Universal power supply: 12-240 V AC/DC 50/60 Hz
1 x 16 A switched output
2 functions: by impulse time or interruption time
Programmable time: from 0.1 seconds to 100 days

Pack of 1



Multifunction tablet timer switch **TMP-3H**

Power supply at 230 V AC 50/60 Hz
1 x 16 A output
9 functions with time programmable from 0.1 seconds to 10 days.
Not compatible with capacitive loads

Pack of 1



Multifunction tablet timer switch **TMP-4H**

Power supply at 230 V AC 50/60 Hz
1 x 10 A output
10 functions with time programmable from 0.1 seconds to 10 days.
Compatible with all load types

Pack of 1

Relays for hotels



Energy-saving timer switch relay **TMA-101-UNI**

Universal power supply: 12-240 V AC/DC 50-60 Hz
16 A switched output
4 operation modes
2 inputs: magnetic door contact and motion detector (not supplied)
Switch-off delay from 1 to 50 minutes.

Pack of 1



Energy-saving timer switch relay **TMA-102-UNI**

Power supply: 100-240 V AC, 145-335 V DC 50-60 Hz
6 x 10 A outputs
10 operation modes
Inputs: master, key card switch, magnetic door contact, motion detector (not supplied)
6 inputs for one-way switches/push-buttons
Switch-off delay from 1 to 50 minutes

Pack of 1

Timer switches



Digital timer switch, daily, weekly, monthly and yearly programme **IH-1** **IH-2**

Power supply at 230 V AC 50/60 Hz
IH1: 1 x 16 A switched output
IH2: 2 x 16 A switched outputs, 4 operation modes: Auto, manual, random, holiday
Daily, weekly, monthly, and yearly programming.

Pack of 1



Astronomical digital timer switch with Wi-Fi connection **IH-1-ASTRO-WI** **IH-2-ASTRO-WI**

Universal power supply: 24-240 V AC/DC 50/60 Hz
IH-1-ASTRO-WI: 1 x 16 A switched output
IH-2-ASTRO-WI: 2 x 16 A switched outputs
Memory powered by a 3 V CR2032 battery (supplied)
Up to 200 programmes, daily, weekly, monthly, yearly and astronomical programming.
Programming via web server using Wi-Fi connection.

Pack of 1



Timer switch with Wi-Fi, no display or buttons **IH-1-ASTRO-WI/B**

Power supply: 110-230 V AC 50/60 Hz
1 x 16 A switched output
Up to 200 programmes, daily, weekly, monthly, yearly and astronomical programming.
Programming via web server using Wi-Fi.

Pack of 1



Analogue timer switch with daily programme **IHA-1-DIA**

Power supply: 230 V AC 50/60 Hz
1 x 16 A output
Daily programme at 15-minute intervals.
Internal battery with up to 100 hours of backup power after a power failure

Pack of 1



[Download our relay catalogue](#)

Relays

Staircase timer switches



Staircase timer switch **MI-16**
 Power supply: 230 V AC 50/60 Hz
 1 x 16 A switched output
 3 functions: permanently on, automatic and permanently off.
 Adjustable time from 0.5 to 10 minutes.

Pack of 1

Twilight switches



Analogue twilight switch **IC-16-EXT**
 Power supply: 230 V AC 50/60 Hz
 1 x 16 A switchable output
 Three settings: 1-100 lx (twilight), 100-50000 lx (multifunction) and connection testing.
 Lighting control measurement with external IP55 sensor (supplied).

Pack of 1

Impulse relays



Impulse relay **TE-116-UNI**
 Universal power supply: 12-240 V AC/DC 50/60 Hz
 1 x 16 A switched output.
 Can be controlled from multiple push-buttons in parallel.
 Memory of the last state after a power failure.

Pack of 1

Auxiliary and power relays



Auxiliary power relay **RE-116-R**
 Power supply: 24-230 V AC/DC 50/60 Hz
 1 x 16 A switched output

Pack of 1



Auxiliary power relay **RE-308-R**
 Power supply: 24-230 V AC/DC 50/60 Hz
 3 x 8 A switched outputs

Pack of 1



Auxiliary power relay **RE-316-R**
 Power supply: 230 V AC 50/60 Hz
 3 x 16 A switched outputs

Pack of 1

Protection and monitoring



Upper and lower voltage monitoring relay **MV31**
 Power supply: 48-276 V AC/DC 50/60 Hz
 1 x 16 A switched output
 9 overvoltage, undervoltage and window functions.
 Delay time setting from 0.5 to 10 seconds.

Pack of 1



3-phase sequence and failure monitoring relay, with neutral **MV55N**
 Power supply: 3x400 V / 230 V 50/60 Hz
 1 x 8 A switched output
 Delay time setting from 0.1 to 10 seconds
 Three-phase and neutral interruption monitoring.

Pack of 1



3-phase sequence and failure monitoring relay, no neutral **MV55**
 Power supply: 3x400 V 50/60 Hz
 1 x 8 A switched output
 Delay time setting from 0.1 to 10 seconds

Pack of 1



Voltage monitoring relay, 3-phase sequence and failure, with neutral **MV54N**
 Power supply: 3x400 V / 230 V 50/60 Hz
 1 x 8 A switched output.
 Delay time setting from 0.1 to 10 seconds.
 Three-phase and neutral interruption monitoring.

Pack of 1



3-phase voltage monitoring relay, no neutral **MV54**
 Power supply: 3x400 V 50/60 Hz
 1 x 8 A switched output.
 Delay time setting from 0.1 to 10 seconds.

Pack of 1



Level monitoring relay for 1 or 2 liquids **MNS-UNI**
 Universal power supply: 24-230 V AC/DC 50/60 Hz
 1 x 8 A switched output
 Configurable 1- or 2-level monitoring.
 2 functions, filling and emptying.
 Output time delay can be set from 0.5 to 10 seconds.

Pack of 1

Sensors for liquid level monitors



Liquid level sensor **SM-1N**
 Liquid control sensor.
 Sensor material: stainless steel
 Connection cable not supplied

Pack of 1



Liquid level sensor **SM-2**
 Level sensor for electrically conductive fluids and mechanically contaminated fluids at temperatures from 1°C to +80°C
 Stainless steel electrode with PVC sheath
 Connection cable not supplied

Pack of 1



Liquid level sensor **SM-3**
 Sensor designed to be installed on the wall or lid of a fluid tank.
 Stainless steel electrode, PTFE electrode insulation.
 Connection cable supplied.

Pack of 1

Assorted material



Assorted material

Sound modules



Surface buzzer

Anti-parasite
Alternates only
230 V~
Adjustable
Intermittent use
Pack of 10

WHITE
610-B

Base and plug



25 A socket outlet

25 A 250 V~
85x85x35 mm
Accepts any 2P + T plug rated at 25 A 250 V~ S/UNE 20315
The terminals accept cables up to 10 mm² cross-section
The most suitable box for this socket outlet is Ref. 2373-1
Pack of 5

WHITE
2225



Schuko® plug
25 A 250 V~

Pack of 10

WHITE
2224-B

Viva and Coral surface mounting box

PC-ASA. UV resistant and halogen free.
Fire resistance. GWT 650°C.
RoHS.
Inlets for 22x10, 16x10, 12x7 mm channel and 25, 20 and 16 mm diameter tubes.
Dimensions of the boxes once composed:
1-gang: 86x86x43 mm
2-gang: 157x86x43 mm
3-gang: 228x86x43 mm
4-gang: 299x86x43 mm

Pack of 1

Surface mounting box

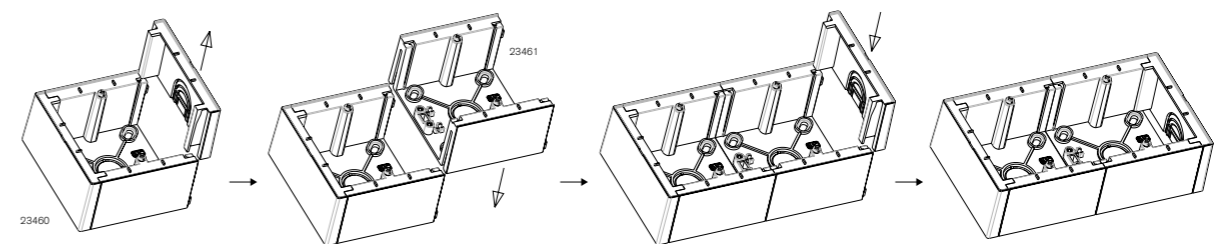


POLAR WHITE MOON SILVER LAVA GREY
23460 23460-PL 23460-GL

Modular expansion box



23461 23461-PL 23461-GL



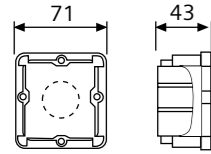
Assorted material



Universal linking mechanism 2373-1

With Ø60mm screws
Thermoplastic material
Dimensions: 71x71x43 mm

Pack of 640



For flush-mounting into solid non-combustible walls and ceilings after construction
Temperature during installation -5 °C +60 °C



Protective cover 2374-1

Allows you to locate the boxes after plastering
Pack of 1000



1-gang flush-mounting box for hollow partition walls 2341

Pack of 120



2-gang flush-mounting box for hollow partition walls 2342

Pack of 60



3-gang flush-mounting box for hollow partition walls 2343

Pack of 35



4-gang flush-mounting box for hollow partition walls 2344

Pack of 30



5-gang flush-mounting box for hollow partition walls 2345

Pack of 21



Hole saw with countersink for hollow partition walls 2158000

diam. 68 mm
depth 40mm

Pack of 1



Countersink for Ø 68 mm 5892000

Tool for flush installation of hollow wall boxes

Pack of 1




Replacement blades for ref. 5892000 5893000

Pack of 1



BJC fixing frame aligner 3201

Pack of 1



Mechanism boxes for recessing in cavity walls

- 1 A robust yet flexible box**
This box is made of a solid yet flexible material that yields when pressed. This flexibility prevents the box from breaking if a little force is applied, e.g., if you have to press it to fit it into the hole in the partition. Note: this does not mean that the box twists, but that it is flexible.
- 2 Extra thin outer ring lip (0.5 mm)**
As above, the lip is sufficiently stiff to prevent the box from sinking into the hole, but at the same time it is very thin. A thin lip allows the mechanisms to fit as tightly as possible to the wall, thereby minimising interference with the mechanisms.
- 3 The flat-head fixing frame screw: facilitates the adjustment and connection of the electrical mechanisms**
By using flat-head screws we ensure that they do not interfere with the mechanisms, improving their connection and ensuring they are flush with the wall.
- 4 Removable dividers with holes for cable routing**
Removable divider that reinforces the walls of the box, preventing them from yielding to external pressures from the fixing material or surrounding area, and with a hole for cable routing.
- 5 Holes to mark the drill hole centres to ensure accurate installation**
Installation requires 68 mm diameter drill bits. These holes make the installer's job easier by indicating the drilling points. They indicate the exact point at which to drill, thus avoiding errors or the need for later retouching.
- 6 Convenient knock-outs make it easy to install cables without damaging them**
The knock-outs are available in different diameters (16, 20 and 25 mm) to better accommodate the diameter of the pipe used in the installation.

BJC

Cetact



Cetact



Cetact plugs, socket outlets and connectors for industrial low-voltage installations are designed in accordance with the UNE-EN 60309-1 and UNE-EN 60309-2 standards.

The Cetact range is available in 2P+E, 3P+E, 3P+N+E and in the following versions: wall-mounted and panel-mounted socket outlets, connectors and plugs.

The manufacturing process allows for immediate delivery of any configuration, including the 6-hour earth pin position and the other positions indicated inside.

Characteristics of the materials:

The properties of the technical polymers used in the manufacture of the insulating parts of the Cetact system should be noted. They enable the following:

- Appropriate resistance to abnormal heat and fire. This exceeds the self-extension test of incandescent wire at 850 °C (UNE-EN 60695-2-1).
- Excellent dielectric and insulation properties.
- High heat stability.
- High mechanical strength.
- High resistance to chemical and atmospheric agents.
- High resistance to UV radiation.



Functional features:

The Cetact system offers two key benefits: service reliability and user safety. The reliability and continuity of operation are ensured by the qualities of the materials used and the high mechanical stability of the coupling between socket and plug. Compliance with the specifications of the standard ensures safety, since:

- It is impossible to connect sockets and plugs if all their nominal characteristics do not match: current, voltage, number of contacts and frequency.
- All have a ground contact that connects before and disconnects after the active contacts.
- They have mechanical interlocking. The 63 and 125 A models also have an auxiliary pole for an electrical interlocking (available on request).
- The mobile accessories are equipped with cable clamps to ensure that the conductors are securely fastened.
- The plugs and connectors have a cable gland to hold the cable in place. Thanks to the 'Twist System', both plugs and connectors can be wired, assembled and disassembled without screws. This considerably reduces installation time.

Product range and applications:

As mentioned above, the combination of different nominal characteristics results in an extensive range of more than 300 different products. The characteristics outlined here, and the extensive product range, make Cetact suitable for general industry, agricultural installations, shipyards, warehouses, construction sites and laboratories, etc.

CETACT
16 A-500 V
32 A, 63 A y 125 A -750 V
Degree of protection IP44 (16 A, 32 A), IP67 (63 A, 125 A)

IP44 Wall-mounted socket outlets



	Code	Type / no. of poles	Voltage	Earth pin position	Units per box
16 A	CT-9963	2P+E	200-250 V	6 h	10
	CT-9971	3P+E	380-415 V	6 h	10
	CT-9981	3P+N+E	200/346+240/415 V	6 h	10
32 A	CT-9964	2P+E	200-250 V	6 h	10
	CT-9972	3P+E	380-415 V	6 h	10
	CT-9982	3P+N+E	200/346+240/415 V	6 h	10

IP67 Wall-mounted socket outlets



	Code	Type / no. of poles	Voltage	Earth pin position	Units per box
63 A	CT-9946	3P+E	380-415 V	6 h	1
	CT-9947	3P+N+E	200/346+240/415 V	6 h	2

IP44 Panel-mounted socket outlet



	Code	Type / no. of poles	Voltage	Earth pin position	Units per box
16 A	CT-9967	2P+E	200-250 V	6 h	10
	CT-9975	3P+E	380-415 V	6 h	10
	CT-9985	3P+N+E	200/346+240/415 V	6 h	10
32 A	CT-9968	2P+E	200-250 V	6 h	10
	CT-9976	3P+E	380-415 V	6 h	10
	CT-9986	3P+N+E	200/346+240/415 V	6 h	10


IP67 Panel-mounted socket outlet



	Code	Type / no. of poles	Voltage	Earth pin position	Units per box
16 A	CT-71363	2P+E	200-250 V	6 h	2
	CT-71473	3P+E	380-415 V	6 h	2
	CT-71483	3P+N+E	200/346+240/415 V	6 h	2
32 A	CT-71367	2P+E	200-250 V	6 h	2
	CT-71477	3P+E	380-415 V	6 h	2
	CT-71487	3P+N+E	200/346+240/415 V	6 h	2

On request, any earth pin position within the UNE-EN 60309-1/60309-2 standard can be supplied

IP67 Panel-mounted socket outlet



The plugs and connectors have a cable gland to hold the cable in place. Thanks to the 'Twist System', both plugs and connectors can be wired, assembled and disassembled without screws. This considerably reduces installation time.

	Code	Type / no. of poles	Voltage	Earth pin position	Units per box
63 A	CT-9948	3P+E	380-415 V	6 h	2
	CT-9949	3P+N+E	200/346+240/415 V	6 h	2
125 A	CT-9954	3P+E	380-415 V	6 h	2
	CT-9955	3P+N+E	200/346+240/415 V	6 h	2

IP44 Connectors



	Code	Type / no. of poles	Voltage	Earth pin position	Units per box
16 A	CT-71213	2P+E	200-250 V	6 h	10
	CT-71214	3P+E	380-415 V	6 h	10
	CT-71215	3P+N+E	200/346+240/415 V	6 h	10
32 A	CT-71223	2P+E	200-250 V	6 h	10
	CT-71224	3P+E	380-415 V	6 h	10
	CT-71225	3P+N+E	200/346+240/415 V	6 h	10

IP67 Connectors



	Code	Type / no. of poles	Voltage	Earth pin position	Units per box
16 A	CT-73303	2P+E	200-250 V	6 h	2
	CT-73413	3P+E	380-415 V	6 h	2
	CT-73423	3P+N+E	200/346+240/415 V	6 h	2
32 A	CT-73306	2P+E	200-250 V	6 h	2
	CT-73416	3P+E	380-415 V	6 h	2
	CT-73426	3P+N+E	200/346+240/415 V	6 h	2



	Code	Type / no. of poles	Voltage	Earth pin position	Units per box
63 A	CT-9950	3P+E	380-415 V	6 h	2
	CT-9951	3P+N+E	200/346+240/415 V	6 h	2
125 A	CT-9956	3P+E	380-415 V	6 h	2
	CT-9957	3P+N+E	200/346+240/415 V	6 h	2

On request, any earth pin position within the UNE-EN 60309-1/60309-2 standard can be supplied

IP44 plugs



	Code	Type / no. of poles	Voltage	Earth pin position	Units per box
16 A	CT-71013	2P+E	200÷250 V	6 h	10
	CT-71014	3P+E	380÷415 V	6 h	10
	CT-71015	3P+N+E	200/346÷240/415 V	6 h	10
32 A	CT-71023	2P+E	200÷250 V	6 h	10
	CT-71024	3P+E	380÷415 V	6 h	10
	CT-71025	3P+N+E	200/346÷240/415 V	6 h	10

IP67 plugs



	Code	Type / no. of poles	Voltage	Earth pin position	Units per box
16 A	CT-77303	2P+E	200÷250 V	6 h	2
	CT-77413	3P+E	380÷415 V	6 h	2
	CT-77423	3P+N+E	200/346÷240/415 V	6 h	2
32 A	CT-77306	2P+E	200÷250 V	6 h	2
	CT-77416	3P+E	380÷415 V	6 h	2
	CT-77426	3P+N+E	200/346÷240/415 V	6 h	2



	Code	Type / no. of poles	Voltage	Earth pin position	Units per box
63 A	CT-9952	3P+E	380÷415 V	6 h	2
	CT-9953	3P+N+E	200/346÷240/415 V	6 h	2
125 A	CT-9958	3P+E	380÷415 V	6 h	2
	CT-9959	3P+N+E	200/346÷240/415 V	6 h	2

IP44 angle plugs



	Code	Type / no. of poles	Voltage	Earth pin position	Units per box
16 A	CT-75302	2P+E	200÷250 V	6 h	2
	CT-75412	3P+E	380÷415 V	6 h	2
	CT-75422	3P+N+E	200/346÷240/415 V	6 h	2

On request, any earth pin position within the UNE-EN 60309-1/60309-2 standard can be supplied

IP44 wall-mounted inlets



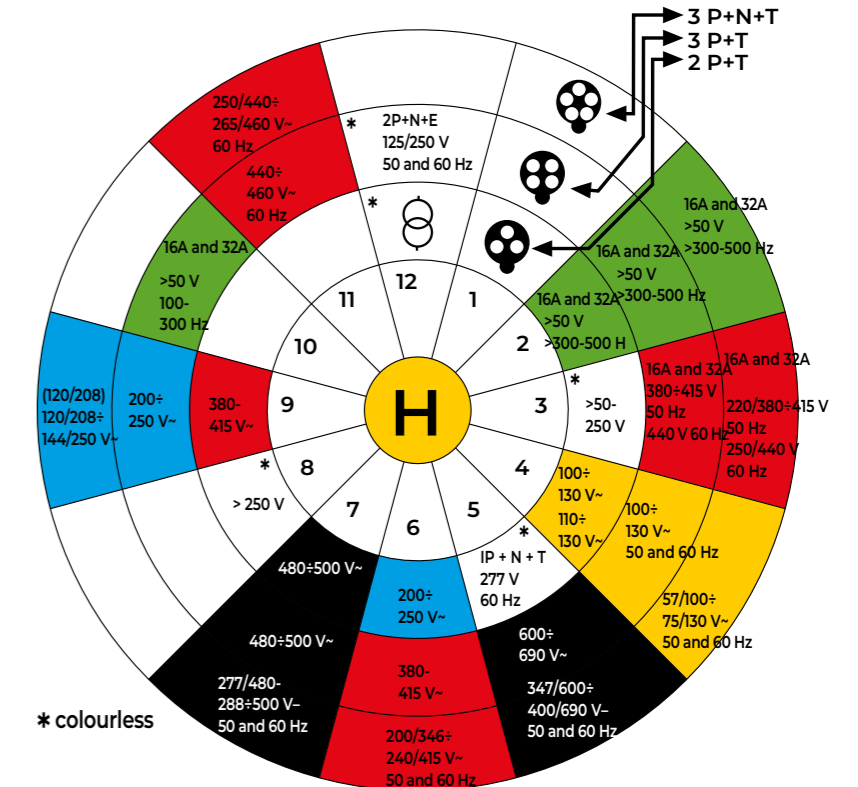
	Code	Type / no. of poles	Voltage	Earth pin position	Units per box
16 A	CT-9945	2P+E	200÷250 V	6 h	10
	CT-9979	3P+E	380÷415 V	6 h	10
32 A	CT-9962	2P+E	200÷250 V	6 h	10
	CT-9980	3P+E	380÷415 V	6 h	10
	CT-9990	3P+N+E	200/346÷240/415 V	6 h	10

IP67 semi-recessed wall-mounted inlets



	Code	Type / no. of poles	Voltage	Earth pin position	Units per box
63 A	CT-9991	3P+N+E	200/346÷240/415 V	6 h	2

COLOUR CODING AND EARTH PIN POSITION
(Wiring diagram in accordance with UNE-EN 60309-2)



All sockets are manufactured in different colours to make it easy to distinguish between different voltages and frequencies.

On request, any earth pin position compliant with the UNE-EN 60309-1/60309-2 standard can be supplied.

Type / no. of poles	FREQUENCY HZ	VOLTAGE		DEVICE TT SHORT-CIRCUIT POSITION		COLOUR	WALL-MOUNTED SOCKET OUTLETS			PANEL-MOUNTED SOCKET OUTLETS			
		CEE 17*	UNE-EN 60309-2	16 AND 32 A	63 AND 125 A		16 A IP44	32 A IP44	63 A IP67	16 A		32 A	
										IP44	IP67	IP44	IP67
2P+E	50 and 60	110+130	100+130	4	4	YELLOW	CT-9963-4	CT-9964-4		CT-9967-4	CT-71363-4		
		220+240	220+250	6	6	BLUE	CT-9963	CT-9964		CT-9967	CT-71363	CT-9968	CT-71367
	60	-	277	5	5	(3)							
		50 and 60	380+415	380+415	9	9	RED	CT-9963-9	CT-9964-9		CT-9967-9		
	-		480+500	7	7	BLACK							
		Circuit separation transformer	Circuit separation transformer	12	12	(3)							
	>300+500 incl.	>50	>50	2	-	GREEN							
	Direct current	50+250	50+250 incl.	3	3	(3)				CT-9967-3		CT-9968-3	
>250		>250	8	8	(3)								
3P+E	50 and 60	110+130	110+130	4	4	YELLOW	CT-9971-4	CT-9972-4	CT-9946-4				
		220+240	200+250	9	9	BLUE	CT-9971-9	CT-9972-9	CT-9946-9				
		380+415	380+415	6	6	RED			CT-9946		CT-71473		CT-71477
	60	440	440+460 (1)	11	11	RED							
		50 and 60	500	480+500	7	7	BLACK	CT-9971-7	CT-9972-7	CT-9946-7			
	750		600+690	5	5	BLACK							
	125/250 single-phase		125/250 single-phase	12	12	(3)							
	50 60	-	380 440 (2)	3	-	RED							
	100+300 incl.	>50	>50	10	-	GREEN							
	>300+500 incl.	>50	>50	2	-	GREEN							
3P+N+E	50 and 60	110+130	57/100+75/130	4	4	YELLOW	CT-9981-4	CT-9982-4					
		127/220+138/240	120/208+144/250	9	9	BLUE	CT-9981-9	CT-9982-9					
		220/380+240/415	200/346+240/415	6	6	RED	CT-9981	CT-9982					
		500	277/480+288/500	7	7	BLACK	CT-9981-7	CT-9982-7					
		750	347/600+400/690	5	5	BLACK							
	60	250/440	250/440+265/460 (1)	11	11	RED			CT-9982-11				
	50 60	-	220/380 250/440 (1)	3	-	RED							
	>300+500 incl.	>50	>50	2	-	GREEN		CT-9982-2					
All types	All rated voltages and/or frequencies not covered by other configurations			1	1								

PANEL-MOUNTED SOCKET OUTLETS		CONNECTORS						PLUGS				ANGLE PLUGS	WALL-MOUNTED INLETS			
63 A IP67	125 A IP67	16 A		32 A		63 A IP67	125 A IP67	16 A		32 A		63 A IP67	125 A IP67	16 A IP44	16 A IP44	32 A IP44
		IP44	IP67	IP44	IP67			IP44	IP67	IP44	IP67					
				CT-73303-4				CT-71013-4	CT-77303-4	CT-71023-4						
		CT-71213	CT-73303	CT-71223	CT-73306			CT-71013	CT-77303	CT-71023	CT-77306			CT-75302		CT-9962
		CT-71213-5		CT-71223-5				CT-71013-5		CT-71023-5						
		CT-71213-7						CT-71013-7								
		CT-71213-12						CT-71013-12		CT-71023-12						
								CT-71013-2								
		CT-71213-3		CT-71223-3				CT-71013-3		CT-71023-3						
CT-9948-4	CT-9954-4					CT-9950-4	CT-9956-4					CT-9952-4	CT-9958-4	CT-9979-4	CT-9980-4	
CT-9948-9	CT-9954-9					CT-9950-9	CT-9956-9	CT-71014-9	CT-77413-9			CT-9952-9	CT-9958	CT-9979-9	CT-9980-9	
CT-9948	CT-9954	CT-71214	CT-73413	CT-71224	CT-73416	CT-9950	CT-9956	CT-71014	CT-77413	CT-71024	CT-77416	CT-9952	CT-9958	CT-75412	CT-9979	CT-9980
								CT-71014-11		CT-71024-11			CT-9958-11			
CT-9948-7	CT-9954-7					CT-9950-7	CT-9956-7			CT-71024-7		CT-9952-7	CT-9958-7	CT-9979-7	CT-9980-7	
CT-9948-5		CT-71214-5		CT-71224-5		CT-9956-5		CT-71014-5		CT-71024-5		CT-9952-5				
								CT-71014-12				CT-9952-12				
		CT-71214-3		CT-71224-3				CT-71014-3		CT-71024-3						
		CT-71214-10		CT-71224-10				CT-71014-10		CT-71024-10						CT-9980-10
		CT-71214-2		CT-71224-2				CT-71014-2		CT-71024-2					CT-9979-2	
CT-9949-4	CT-9955-4					CT-9951-4	CT-9957-4					CT-9953-4	CT-9959-4			
CT-9949-9	CT-9955-9					CT-73426-9	CT-9951-9	CT-9957-9				CT-77426-9	CT-9953-9	CT-9959-9		
CT-9949	CT-9955	CT-71215	CT-73423	CT-71225	CT-73426	CT-9951	CT-9957	CT-71015	CT-77423	CT-71025	CT-77426	CT-9953	CT-9959	CT-75422		
CT-9949-7	CT-9955-7				CT-73426-7	CT-9951-7	CT-9957-7			CT-77426-7		CT-9953-7	CT-9959-7			
CT-9949-5		CT-71215-5		CT-71225-5		CT-9957-5		CT-71015-5		CT-71025-5			CT-9959-5			
		CT-71215-3		CT-71225-3				CT-71015-3		CT-71025-3						
										CT-71025-2						

(1) Mainly for use on board ships.
 (2) Only for refrigerated containers (ISO standard).
 (3) Supplied without colour marking.

* Equivalence with former publication 17 of the International Commission on Certification of Conformity of Electrical Equipment.

Extra-low voltage panel-mounted socket outlets



	Code	Type / no. of poles	Voltage	Earth pin position	Units per box
Straight - protected IP44 16 A	I-362	2P	20÷25 V	—	1



	Code	Type / no. of poles	Voltage	Earth pin position	Units per box
Straight - watertight IP67 16 A	I-3622	2P	20÷25 V	—	1

On request, any earth pin position within the UNE-EN 60309-1/60309-2 standard can be supplied

20÷25 V 40÷50 V > 60 Hz

Extra-low voltage plugs



	Code	Type / no. of poles	Voltage	Earth pin position	Units per box
Protected IP44 16 A	I-062	2P	20÷25 V	—	1



	Code	Type / no. of poles	Voltage	Earth pin position	Units per box
Watertight IP67 16 A	I-0622	2P	20÷25 V	—	1

Extra-low voltage connectors



	Code	Type / no. of poles	Voltage	Earth pin position	Units per box
Protected IP44 16 A	I-262	2P	20÷25 V	—	1

On request, any earth pin position within the UNE-EN 60309-1/60309-2 standard can be supplied

20÷25 V 40÷50 V > 60 Hz

Adapters



I-2302
IP44 adapter
Cetact plug input
Domestic socket outlet
16 A Schuko® 6 h
16 A Schuko® lateral
Pack of 5



I-2303
IP20 adapter
Domestic plug input
Cetact output 16 A Schuko® 6 h
16 A Schuko® lateral
Pack of 5

BJC

Watertight mounting boxes, connection boxes and accessories



Watertight mounting boxes, connection boxes and accessories



MARINER SERIES

The Mariner series offers a range of boxes and sets with mechanisms designed for areas subject to adverse weather conditions, corrosive environments, and industrial installations requiring a high degree of protection.

Characteristics:

Degree of protection: IP54 S/UNE 20234.

Degree of protection against mechanical damage: IK08 UNE-EN 50102.

Boxes, cases and opaque covers are made of grey ABS (RAL 7035).

Transparent polycarbonate assembly covers and boxes.

Neoprene gaskets on all models.

ALUMINIUM SERIES

Boxes made in die-cast aluminium.

Conveniently protected by paint.

For installations in open or humid environments, particularly where high mechanical resistance is required.

Mariner mounting boxes

Aluminium Series

Die-cast aluminium mounting boxes, suitably protected by paint. Ideal for outdoor facilities or humid environments, particularly where high mechanical resistance is required. Degree of protection IP54 (UNE 20324), IK08 (UNE-EN 50102)



Square blank mounting boxes

- 4022** Int. dimensions: 90x90x42 mm
- 4032** Int. dimensions: 110x110x45 mm
- 4042** Int. dimensions: 130x130x50 mm
- 4052** Int. dimensions: 150x150x65 mm
- 4053** With a tall cover. Int. dimensions: 150x150x100 mm

Pack of 1



Square mounting boxes with openings on all 4 sides

- 4020** Int. dimensions: 90x90x42 mm
- 4030** Int. dimensions: 110x110x45 mm
- 4040** Int. dimensions: 130x130x50 mm
- 4050** Int. dimensions: 150x150x65 mm

Pack of 1



Rectangular mounting boxes Fixed cover • Blank

- 4063** Int. dimensions: 160x200x110 mm
- 4064** Int. dimensions: 200x250x120 mm

Pack of 1



Rectangular mounting boxes Articulated cover • Blank

- 4065** Int. dimensions: 160x200x110 mm
- 4066** Int. dimensions: 200x250x120 mm

Pack of 1

Cable glands and accessories



Cable glands for normal inputs

Made of unalterable and unbreakable plastic material.

	Thread	Ø Cable	
		Max.	Min.
6290-M16	M16	9	5
6290-M20	M20	12	9
6290-M25	M25	18	14
6290-M32 Pack of 25	M32	21	17
6290-M40	M40	28	21
6290-M50 Pack of 10	M50	35	28

Interchangeable caps

Blank or with threaded entries

Threaded caps

To ask for a cap with a specific thread, add it at the end of the code
e.g: **M25: 4060-M25** o **M50: 4101-M50**.

Aluminium	
Threaded	Blank
For 90 x 90 mm mounting boxes	
4060	4060-C
Inputs: M16, M20, M25	
For 110x110 mm and 130x130 mm mounting boxes	
4061	4061-C
Inputs: M16, M20, M25, M32	
For 150 x 150mm mounting boxes	
4062	4062-C
Inputs: M16, M20, M25, M32, M40, M50	
Pack of 50	

Mariner series mounting boxes



Square mounting boxes

Inside measurement: 90x90x45 mm
I-6201 Blank, opaque cover

Square opaque cover

Inside measurement: 110x110x50 mm
I-6202 Blank, opaque cover

Inside measurement: 130x130x60 mm
I-6203 Blank, opaque cover

Inside measurement: 150x150x70 mm
I-6204 Blank, opaque cover



Rectangular mounting boxes

Inside measurement: 170x230x85 mm
I-6205 Blank, opaque cover

Rectangular opaque cover

Inside measurement: 170x230x120 mm with tall cover
I-6207 Blank, opaque tall cover

BJC

Assembled and connection boxes



Assembled and connection boxes



EMPTY TCP BOXES

The TCP boxes are specially designed to make assemblies with socket outlets and their corresponding protective components. The most important features can be summarised as:

Versatility. With only 4 types of boxes, any required combination can be made by installing socket outlets ranging from 16 to 125 A, along with the appropriate electrical protection.

Safety. Thanks to the high quality of the materials used, the product offers IP55 protection in accordance with UNE 20324 and Class-II insulation in accordance with UNE-EN 611440. As a result, it can be placed in highly aggressive environments.

Fast assembly. The interior elements are easily accessible and can be reworked quickly using the corresponding templates, allowing any type of assembly to be carried out efficiently.

These characteristics make these boxes indispensable for building work, industries with interchangeable manufacturing processes, autonomous portable installations and the maintenance of public and auxiliary services, etc.



MARINER AND TCP BOXES

Highly recommended for building work, industries with interchangeable manufacturing processes, autonomous portable installations and the maintenance of public and auxiliary services, etc.

Mariner specifications:

Bodies comprise ABS boxes and covers in a grey colour (RAL 7035). Neoprene gaskets on all models.

TCP specifications:

- The box, front panel and cover are made of polycarbonate.
- The box and panel are RAL 7035 grey.
- The cover is transparent and smoke-coloured.
- It accommodates 17.5 mm modular elements compliant with DIN 43880.

The T-13, T-15 and T-17 boxes also offer unique advantages:

- Models with greater capacity.
- Practical opening and closing system with a handy transparent cover and the option to change the opening method (left and right, or left to right).
- Option for a child protection lock using the T-10 accessory.
- The front panel is secured with easily accessible large insulating screws.
- The front panel has a larger window and a cover with easily removable mechanisms, which allow the necessary modules to be used while keeping the unit closed at all times.
- Sealable box.
- The height of the track profile can be adjusted using staggered ABS spacers.
- Easy module terminal access on the rail.

Mounting boxes

BJC

Mariner assembled and connection boxes

ABS Colour Grey RAL 7035 Degree of IP44 protection (UNE 20324), IK08 (UNE-EN 50102) in a vertical position



I-6202-1
 Socket outlets: 2 Schuko® socket outlets (lateral) 16A 250V
 Given terminals of 16 mm²
 Pack of 1



I-6203-1
 Socket outlets: 4 Schuko® socket outlets (lateral) 16A 250V
 Given terminals of 16 mm²
 Max. current 40 A
 Pack of 1



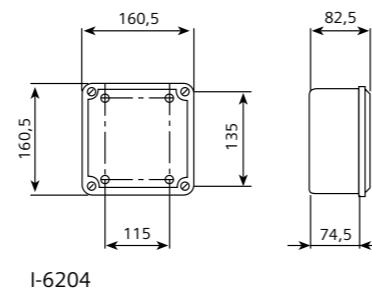
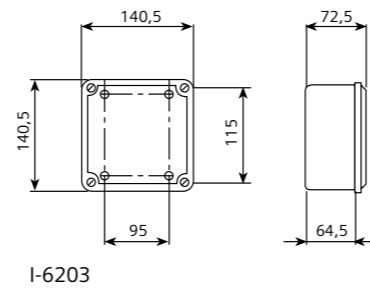
I-6204-1
 Socket outlets:
 - 2 Schuko® socket outlets (lateral) 16A 250V
 - 1 Cetact panel-mounted socket outlet 3P+E, 16A, 6h, 380-415V
 Given terminals of 16 mm²
 Pack of 1



I-6204-2
 Socket outlets:
 - 2 Schuko® socket outlets (lateral) 16A 250V
 - 1 Cetact panel-mounted socket outlet 3P+E, 32A, 6h, 380-415V
 Given terminals of 16 mm²
 Pack of 1



I-6205-1
 Socket outlets:
 - 3 Schuko® socket outlets (lateral) 16A 250V
 - 1 Cetact panel-mounted socket outlet 3P+E, 16A, 6h, 380-415V
 - 1 Cetact panel-mounted socket outlet 3P+E, 32A, 6h, 380-415V
 Given terminals of 25 mm²
 Pack of 1



TCP mounting boxes

Polycarbonate Colour Grey RAL 7035 Degree of IP44 protection (UNE 20324), IK08 (UNE-EN 50102) in a vertical position



T-13-1
 Box for 8 x 17,5 mm modules
 Socket outlets: 2 Schuko® socket outlets (lateral) 16A 250V
 1 Cetact panel-mounted socket outlet 3P+E, 16A, 6h, 380-415V
 Pack of 1



T-13-2
 Box for 8 x 17,5 mm modules
 Socket outlets: 2 Schuko® socket outlets (lateral) 16A 250V
 1 Cetact panel-mounted socket outlet 3P+E, 32A, 6h, 380-415V
 Pack of 1



T-13-3
 Box for 8 x 17,5 mm modules
 Socket outlets: 2 Schuko® socket outlets (lateral) 16A 250V
 Pack of 1



T-13-4
 Box for 8 x 17,5 mm modules
 Socket outlets: 4 Schuko® socket outlets (lateral) 16A 250V
 Pack of 1



T-13-5
 Box for 8 x 17,5 mm modules
 Socket outlet: 1 Cetact socket outlet 3P+N+E 63 A 6 h 200/346÷240/415 V
 Pack of 1



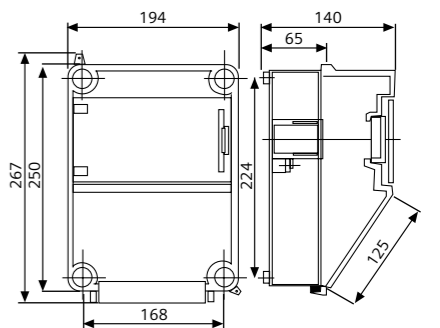
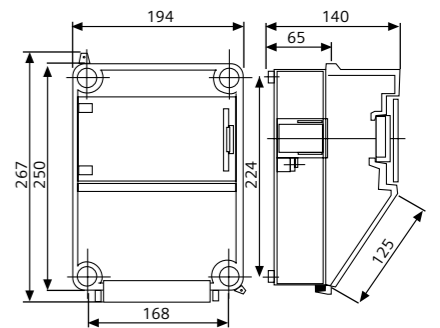
T-13-6
 Box for 8 x 17,5 mm modules
 Socket outlets: 2 Schuko® socket outlets (lateral) 16A 250V
 1 socket outlet 2P 16 A 20-25 V~ (extra low voltage)
 Pack of 1



T-13-7
 Box for 8 x 17,5 mm modules
 Socket outlets: 2 Schuko® socket outlets (lateral) 16A 250V
 1 Cetact panel-mounted socket outlet 3P+N+E, 16A, 6h, 380-415V
 Pack of 1



T-13-8
 Box for 8 x 17,5 mm modules
 Socket outlets: 2 Schuko® socket outlets (lateral) 16A 250V
 1 Cetact panel-mounted socket outlet 3P+N+E, 32A, 6h, 380-415V
 Pack of 1



Mounting boxes

BJC

TCP mounting boxes



T-15-1
Box for 8 x 17.5 mm modules
Socket outlets: 2 Schuko® socket outlets (lateral) 16A 250V
1 Cetact panel-mounted socket outlet 3P+E, 16A, 6h, 380-415V
1 Cetact panel-mounted socket outlet 3P+E, 32A, 6h, 380-415V

Pack of 1



T-15-2
Box for 8 x 17.5 mm modules
Socket outlets: 2 Schuko® socket outlets (lateral) 16A 250V
2 Cetact panel-mounted socket outlets 3P+E, 16A, 6h, 380-415V

Pack of 1



T-15-3
Box for 8 x 17.5 mm modules
Socket outlets: 2 Schuko® socket outlets (lateral) 16A 250V
2 Cetact panel-mounted socket outlets 3P+E, 32A, 6h, 380-415V

Pack of 1



T-15-4
Box for 8 x 17.5 mm modules
Socket outlets: 2 Schuko® socket outlets (lateral) 16A 250V
1 Cetact panel-mounted socket outlet 3P+N+E, 16A, 6h, 380-415V
1 Cetact panel-mounted socket outlet 3P+N+E, 32A, 6h, 380-415V

Pack of 1



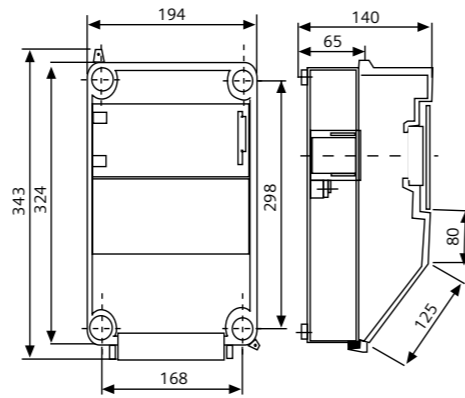
T-15-5
Box for 8 x 17.5 mm modules
Socket outlets: 2 Schuko® socket outlets (lateral) 16A 250V
2 Cetact panel-mounted socket outlets 3P+N+E, 16A, 6h, 380-415V

Pack of 1

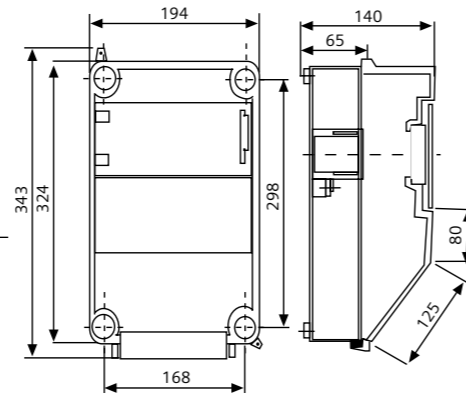


T-15-6
Box for 8 x 17.5 mm modules
Socket outlets: 2 Schuko® socket outlets (lateral) 16A 250V
2 Cetact panel-mounted socket outlets 3P+N+E, 32A, 6h, 380-415V

Pack of 1



T-15



T-15

Any combination can be produced on request

TCP mounting boxes



T-17-1
Box for 12 x 17.5 mm modules
Socket outlets: 4 Schuko® socket outlets (lateral) 16A 250V
2 Cetact panel-mounted socket outlets 3P+E, 16A, 6h, 380-415V
1 Cetact panel-mounted socket outlet 3P+E, 32A, 6h, 380-415V

Pack of 1



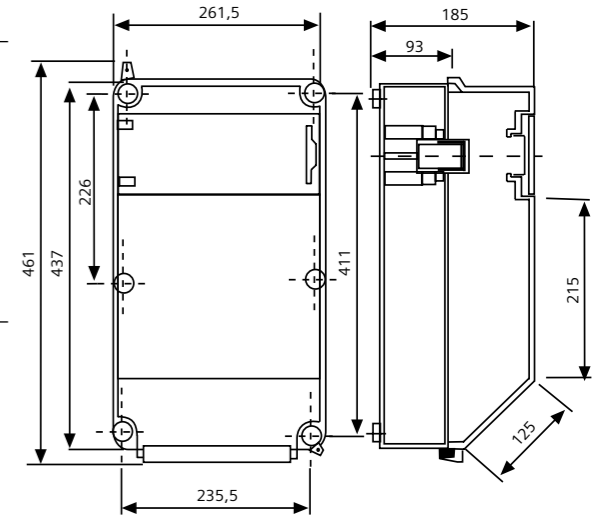
T-17-2
Box for 12 x 17.5 mm modules
Socket outlets: 3 Cetact panel-mounted socket outlets 3P+E, 16A, 6h, 380-415V
2 Cetact panel-mounted socket outlets 3P+E, 32A, 6h, 380-415V

Pack of 1



T-17-3
Box for 12 x 17.5 mm modules
Socket outlets: 4 Schuko® socket outlets (lateral) 16A 250V
1 socket outlet 3P +E 16 A 6 h with locking switch
1 socket outlet 3P +E 32 A 6 h with locking switch

Pack of 1



T-17

Any combination can be produced on request

Mounting boxes

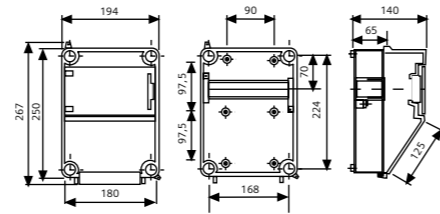


Empty TCP boxes

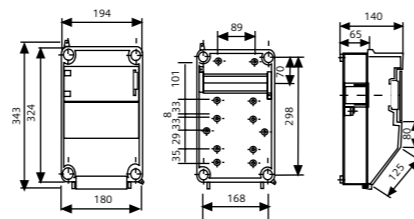
Polycarbonate · Colour Grey RAL 7035 · Degree of protection IP55 (UNE 20324), IK08 (UNE-EN 50102) in a vertical position



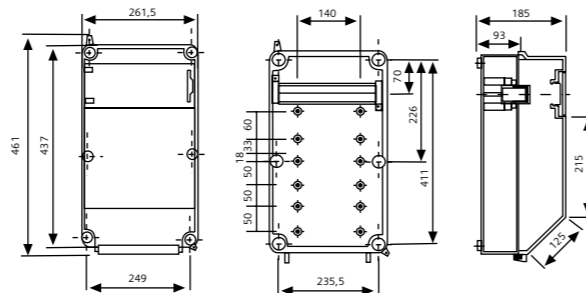
T-13
TCP box with capacity for 8 x 17.5 mm modules
Pack of 1



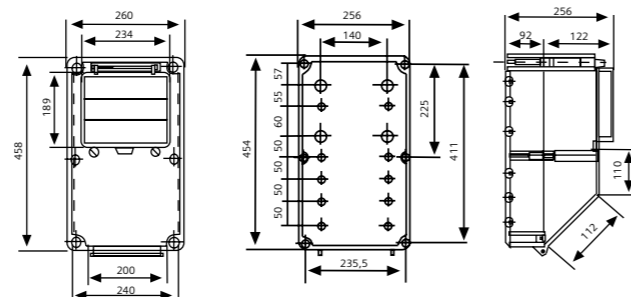
T-15
TCP box with capacity for 8 x 17.5 mm modules
Pack of 1



T-17
TCP box with capacity for 12 x 17.5 mm modules
Pack of 1



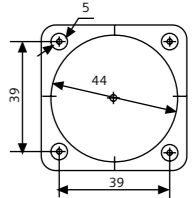
T-16 (IP54)
TCP box with capacity for 24 x 17.5 mm modules
Pack of 1



TCP accessory boxes



I-2316
Schuko® socket outlet (lateral) 16 A 250 V
with safety assembly behind frame
IP54
Pack of 20



T-904 (M4)
T-905 (M5)
Screws with an insulation head to secure the box outlets while
avoiding any possible indirect contact (supplied with nuts)
Pack of 50

Spare parts for boxes T-13, T-15 and T-17








- RE-0226** Transparent door for T-13 and T-15.
Pack of 1
- RE-0227** Transparent door for T-17.
Pack of 1
- RE-0228** Upper cover-box attachment screws T-13, T-15 and T-17.
Pack of 1 (2 screws)
- RE-0229** Lower cover-box attachment screws T-13, T-15 and T-17.
Pack of 1 (2 screws)

BJC

Technical information







Iris, Iris Plus & Mega dimensions

Iris frame dimensions

	85 x 84 mm
	85 x 155 mm
	85 x 226 mm
	85 x 296 mm
	156 x 84 mm
	228 x 84 mm
	299 x 84 mm








Material: Thermosetting (UREA)

Iris Plus frame dimensions

	93 x 82 mm
	164 x 82 mm
	236 x 82 mm
	307 x 82 mm
	153 x 93 mm
	225 x 93 mm

Material: Thermosetting (UREA)

Mega frame dimensions

	90 x 90 mm
	161 x 90 mm
	232.5 x 90 mm
	304 x 90 mm
	90 x 161 mm
	90 x 232.5 mm
	90 x 304 mm

Material: Zamak or natural wood






Common switch dimensions

	64 x 53 mm
---	------------


Material: Thermosetting (UREA)

Style dimensions

Style frame dimensions






	82 x 82 mm
	82 x 153 mm
	82 x 224 mm
	82 x 295 mm
	82 x 366 mm

Switch dimensions

	68 x 68 mm
---	------------

Miro dimensions

Miro frame dimensions





	90 x 90 mm
	90 x 161 mm
	90 x 232 mm
	90 x 303 mm
	90 x 374 mm

Switch dimensions

	55 x 55 mm
---	------------

Viva dimensions

Viva frame dimensions

	86 x 86 mm
	86 x 157 mm
	86 x 228 mm
	86 x 299 mm

Common switch dimensions

	50 x 50 mm
---	------------

Material: Thermoplastic (polycarbonate + ASA)

Coral dimensions

Coral frame dimensions (both vertical and horizontal)

	86 x 86 mm
	86 x 157 mm
	86 x 229 mm
	86 x 300 mm
	86 x 157 mm
	86 x 229 mm
	86 x 300 mm

Material: Self-extinguishing and thermo-resistant (Thermoset)

Common switch dimensions



64 x 46 mm

Material: Self-extinguishing and thermo-resistant (Thermoset)

Sol dimensions

Sol frame dimensions

	85 x 86 mm
	85 x 86 mm
	85 x 157 mm
	85 x 228 mm
	85 x 120 mm
	85 x 120 mm
	85 x 120 mm

Material: Self-extinguishing and thermo-resistant (Thermoset)

Common switch dimensions



46 x 46 mm

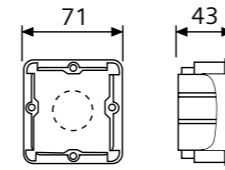


23 x 46 mm

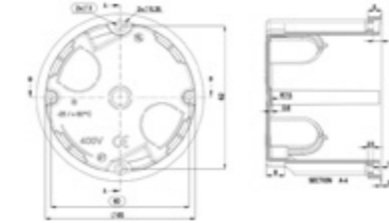
Material: Self-extinguishing and thermo-resistant (Thermoset)

Box dimensions

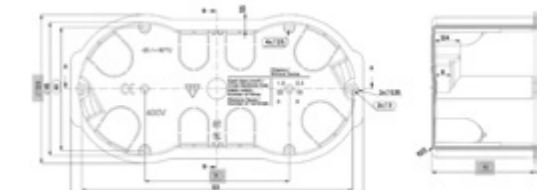
2373-I



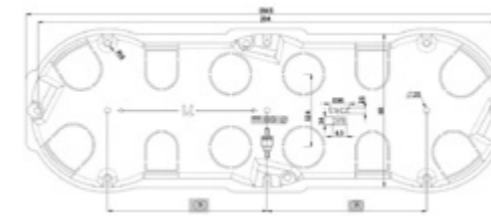
2341



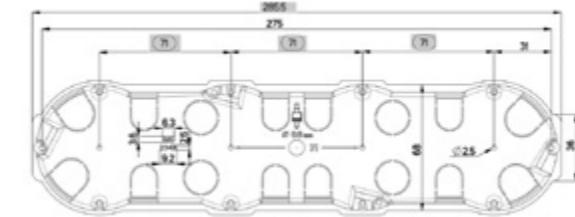
2342



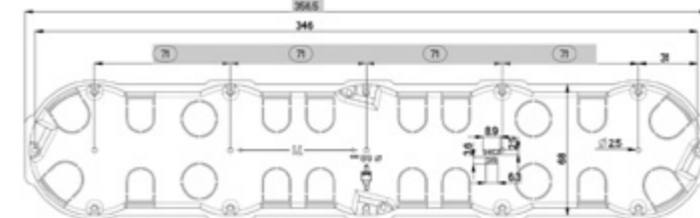
2343



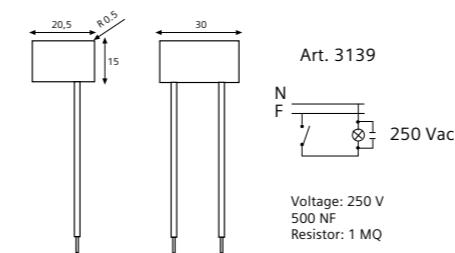
2344



2345



Compensation load for indicator lights



Switch mechanisms

CLASSIFICATION OF MECHANISMS ACCORDING TO FUNCTION NUMBER in accordance with UNE-EN 60669-1 standard

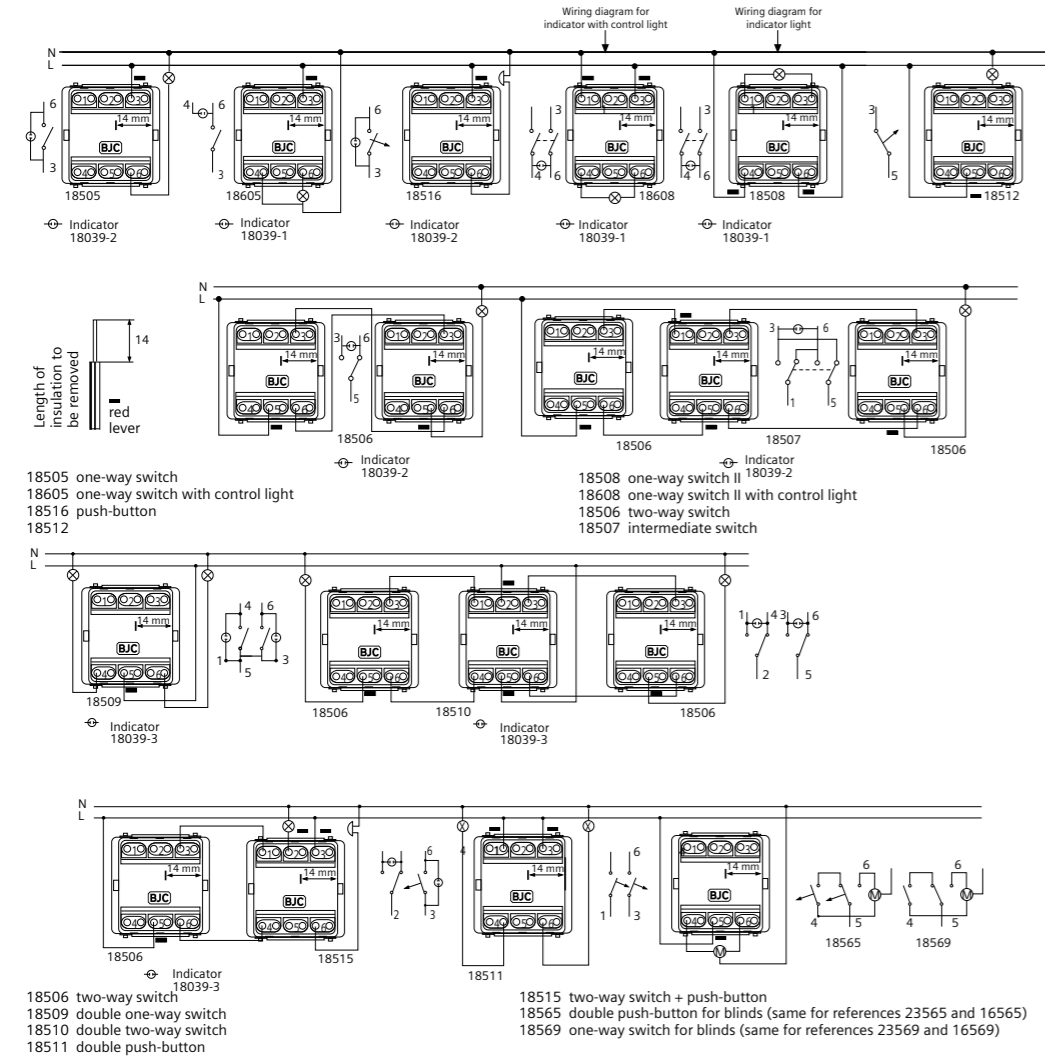
Function Number	Number of poles	Connections achievable	
1	1	Single pole one-way switch and push-button	
2	2	2 pole one-way switch	
5	1	Double one-way switch	
6	1	Two-way switch	
6+6	2	Double two-way switch	
7	1	Two-way switch (intermediate switch)	
6+1	2	Two-way switch + Push-button	

To facilitate sales and streamline the work of stockists and installers, BJC sells the BJC Iris, Sol, Coral and Ibiza series separately:

- Sockets or main parts with a reference.
- Switches or covers with a different reference.
- Installation frames, also with a different reference.

The user should bear in mind that all three components are essential for correct and safe installation. Switches and covers must not be used with socket outlets other than those indicated in this catalogue or in the instructions for use. BJC is not responsible for any improper use of the different components.

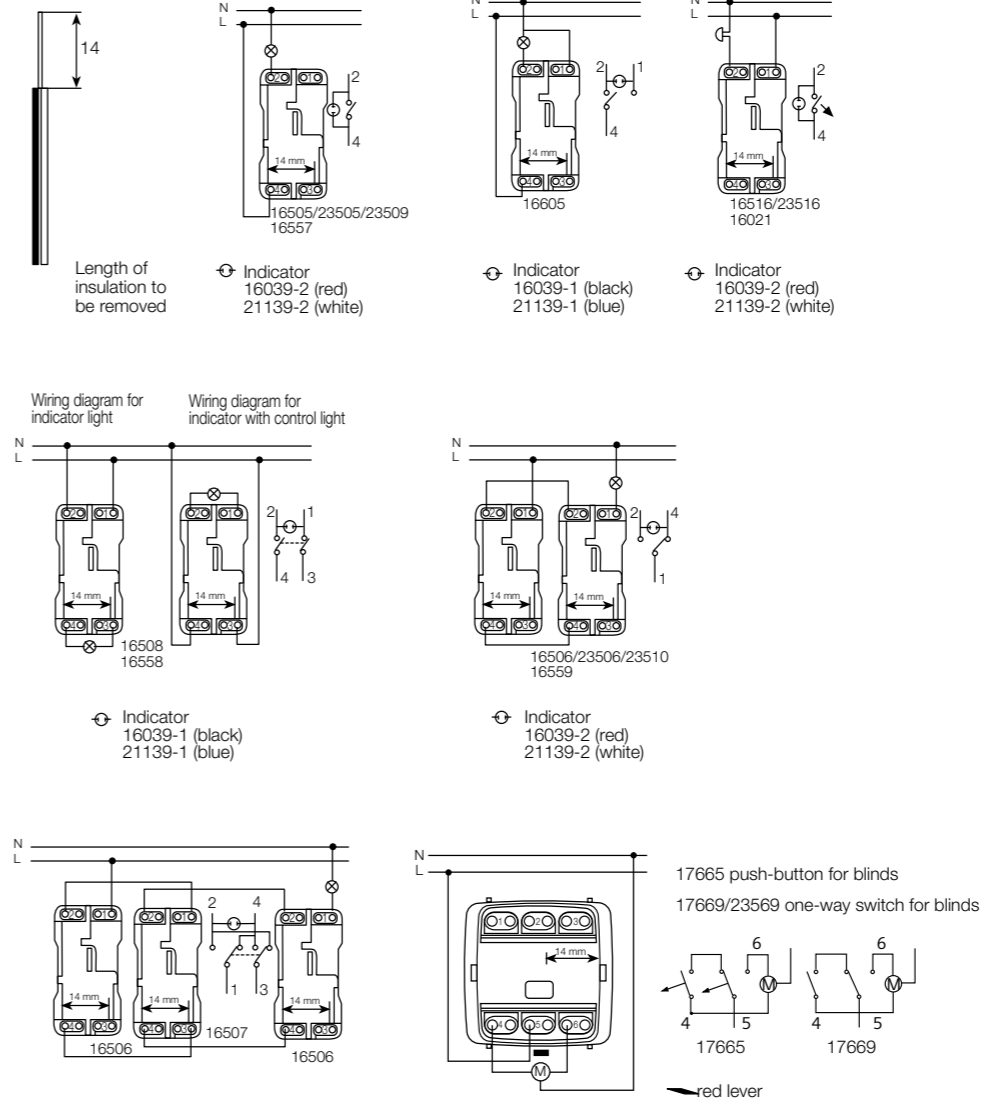
MEC 18



MEC 18 - LED LOAD CHART

References	Nominal power in watts for SBL loads
18507-X	100W
18507	100W
18569-X	100W
18569	100W
18505-X	200W
18505	200W
18605-X	200W
18605	200W
18506-X	200W
18506	200W
18506-LX	200W
18506-L	200W
18509-X	200W
18509	200W
18510-X	200W
18510	200W
18515-X	200W
18515	200W
18508-X	200W
18508	200W
18608-X	200W
18608	200W

MEC 16



MEC 16 - LED LOAD CHART

References	Nominal power in watts for SBL loads
16505	100W
16506	100W
16507	100W
2X16505	100W
2X16506	100W
17669	100W
16508	100W
23505-YY	100W
23505-YYX	100W
23505-YYL	100W
23505-YYLX	100W
23506-YY	100W
23506-YYX	100W
23506-YYL	100W
23506-YYLX	100W
23507-YY	100W
23507-YYX	100W
23507-YYL	100W
23507-YYLX	100W
23605-YYL	100W
23605-YYLX	100W
23508-YY	100W
23508-YYX	100W
23508-YYL	100W
23508-YYLX	100W
23509-YY	100W
23509-YYX	100W
23509-YYL	100W
23509-YYLX	100W
23510-YY	100W
23510-YYX	100W
23510-YYL	100W
23510-YYLX	100W
23569-YY	100W
23569-YYX	100W

- 16505/23505 one-way switch
- 16506/23506 two-way switch
- 16507/23507 intermediate switch
- 16508 one-way switch II
- 16516/23516 push-buttons
- 16021 push-buttons
- 16605 one-way switch with control light

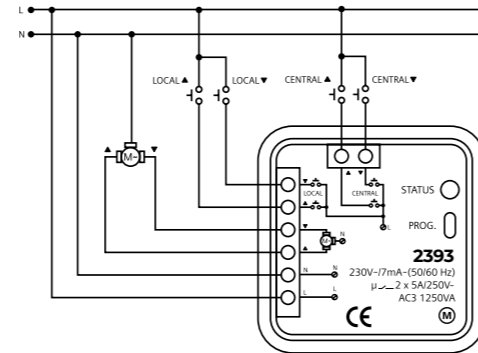
- 17665 push-button for blinds
- 17669/23569 one-way switch for blinds
- 16557 one-way switch 16 A
- 16558 one-way switch II 16 A
- 16559 two-way switch 16 A

Centralised blinds for installation in connection boxes, operated using conventional push-buttons from any series. Ref. 2393

Characteristics:

- Used for cable control of window roller blinds, awnings and door controllers (230 V AC electric motors).
- Local and central control inputs.
- Easy installation in a 60 mm connection box.
- Operation in comfort mode - blind height level memory (e.g. half-height).
- Connection for all types of conventional push-buttons (not equipped with indicator pilot lights)
- Rated voltage: 230 V
- Frequency: 50/60 Hz
- Output power: 1250 VA

The blind control (insert) performs the following operations: raising, lowering and stopping blinds equipped with a 230 V AC single-phase motor. Pressing the local control push-button once causes the blind to move in the selected direction; pressing the push-button again stops it. Pressing the central control push-button causes all blinds to move up or down depending on the selected action, regardless of their current position.



Schuko® charger with dual USB A and USB C Ref. 18524-USBC

To ensure correct installation, this product should be installed in a mounting box with a minimum internal free diameter of 54 mm (without claws).



Technical specifications

- Schuko® socket
- 230Vac 50Hz, 16A
 - Screwless terminal

Dual USB charger:

- 1 USB type A socket and 1 USB type C socket
- Maximum power: 20W
- Quick charge Power Delivery USB C: 5 V/3 A; 9 V/2.22 A; 12 V/1.67 A
- Quick charge USB A: 5 V/3 A; 9 V/2.22 A; 12 V/1.67 A
- Normal charge:
- 5V/3.4A when using USB A and USB C at the same time
- 5V/2.4A when using USB A or USB C individually
- Short circuit protection
- Temperature protection

Compliant with UNE 20315-1-1/1-2 and EN 62368-1 standards

Signalling

Ref.: 18584

Technical information:

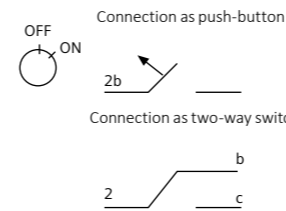
Power supply	230 V~ ±10% 50/60 Hz
Lamp autonomy	3 h
Battery recharge time	12 h



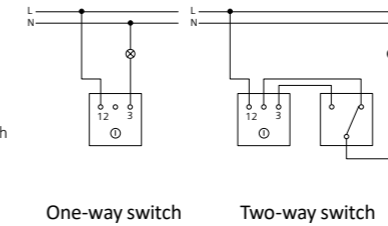
Iris / Coral

Cord operated mechanisms

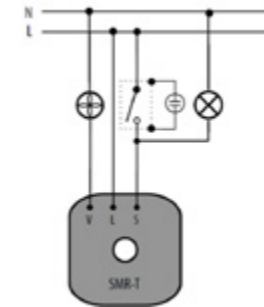
- 18521 Cord operated push-button
- 18598 Cord operated two-way switch



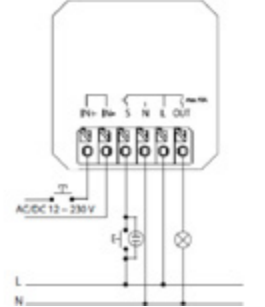
One-way - Two-way key switch



TMP-3H timer switch



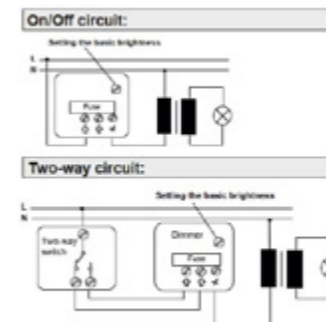
TMP-4H timer switch



* = one-way switch and ** = push-button

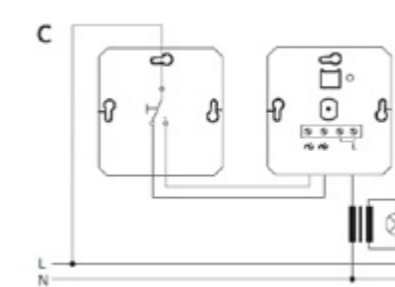
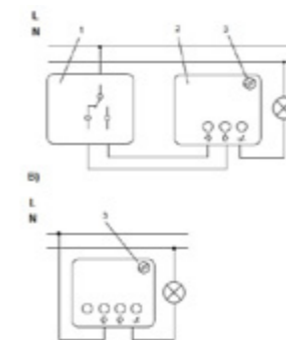
Dimmers

21553-X

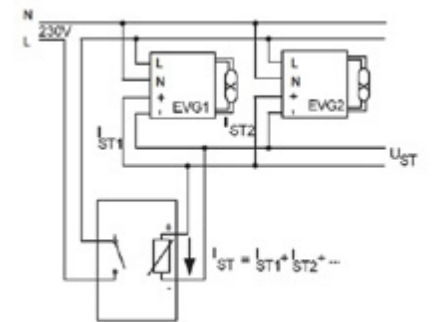


A two-way circuit with 2 dimmers is not possible!

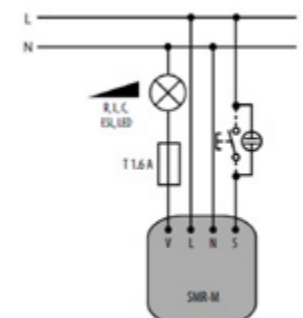
21550-X



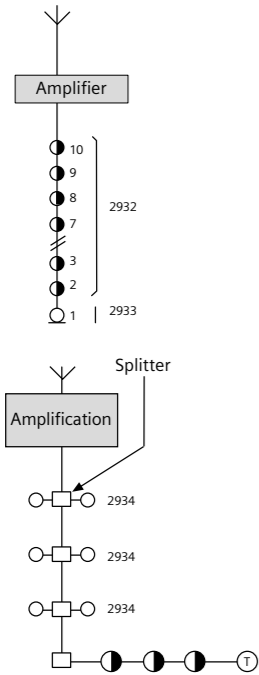
21555-X



DIP-RLC



Iris / Mega / Coral / Sol television socket outlets



Socket outlet 2934 can be replaced by a maximum of 4 cascaded socket outlets (3x2932+1x2933)

TV socket outlets

MATV distribution system (Master Antenna Television)

Series installation

Floor	BJC code	TELEVÉS code	Type	Attenuation (dB)	
				Shunt	Step
2 to 10*	2932	5231	A-B	9.5	1.3
1	2933	5230	T	4.5	---

* If more than 10 socket outlets in a row are required, another series must be created from a distributor

Shunt installation

BJC code	TELEVÉS code	Attenuation (dB)	
		TV	FM
2934	5232	0.5	3

R/TV-SAT socket outlets

MATV distribution system (Master Antenna Television) and SMATV (Satellite Master Antenna Television)

Series installation

Floor	BJC code	TELEVÉS code	Type	Attenuation (dB)			
				Shunt	Step		
12 to 6*	2921	5236	B	20	20	0.6	0.8
5 to 2	2922	5227	A	13	14	1	1.2
1	2923	5229	T	4	5	---	---

* If more than 12 socket outlets in a row are required, another series must be created from a distributor

Shunt installation

BJC code	TELEVÉS code	Attenuation (dB)	
		TV	FM
2924	5226	0.6	1.5

Socket outlet 2924 can be replaced by a maximum of 5 cascaded socket outlets (4x2922+1x2923)

Iris / Mega / Coral / television socket outlets

R/TV-SAT, 3 outlets

Serial installation

MODEL	BJC	IKUSI
REFERENCE	2920	ARTU-SI 2720
Frequency bands	TV: 5-68 and 120-862 MHz RD: 87-108 SAT: 950-2150	

Serial installation

MODEL	BJC	IKUSI
REFERENCE	2920	ARTU-SO 2719
Frequency bands	TV: 5-68 and 120-862 MHz RD: 87-108 SAT: 950-2150	

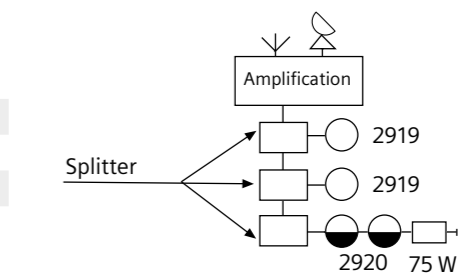
Switch-on attenuation (±0.5 dB)	TV input	RD input	SAT input	dB
				11.5
				11.5
				10

Switch-on attenuation	TV input	RD input	SAT input	dB
				11.5
				11.5
				10

Maximum pass-through attenuation	5-68 and 120-862 MHz	87-108 MHz	950-2150 MHz	dB
				1
				1
				4

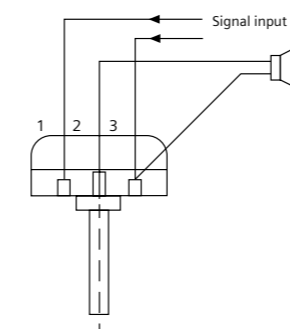
TV-RD and TV SAT decoupling	SAT-RD decoupling	Current flow per SAT output	dB
			15
			25
			YES

Output decoupling	TV output	RD output	SAT output	dB
				25
				35
				16

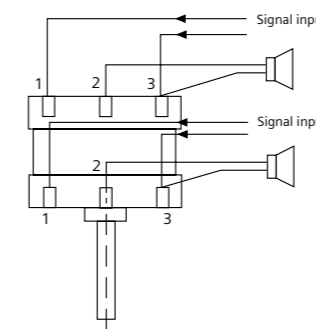


Sound modules

Potentiometers

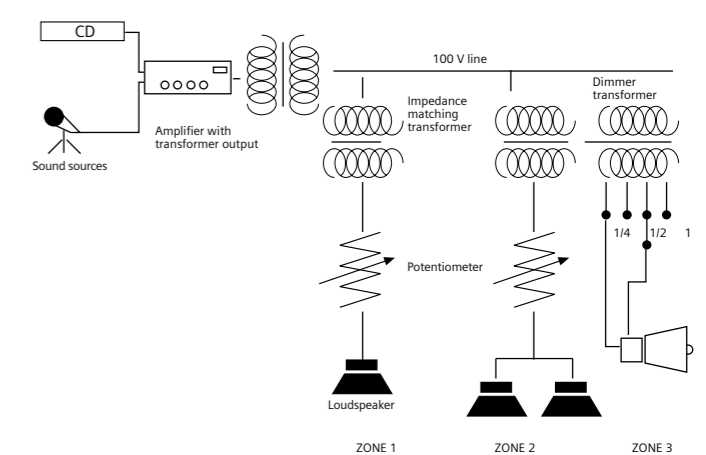


Mono connection wiring diagram
To change the volume (increase or decrease), switch the signal input to 1/3



Stereo connection wiring diagram
To change the volume (increase or decrease), switch the signal input to 1/3

Sound channel



Iris / Mega / Coral voice and data connectors

Terminal	Conductor colour
2	Yellow
TX	Red
L2	White
L1	Brown
TS	Green
T	Blue

RJ11 telephone user connector (6-pin) connection by insulation piercing

Number of contact	Label colours	Designation and colours used in Spain	Analogue Telephony	Digital Telephony
6	Green	T	Blue	
5	Orange	T	Green	
4	Blue/White	L1	Brown	
3	Blue	L2	White	
2	Orange/White	TX	Red	
1	Green/White	2	Yellow	

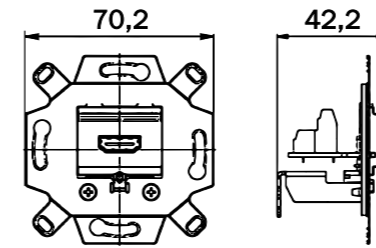
Voice and Data connectors and adapters

RJ45 data user connector (8-pin) connection by insulation piercing

No. of CONTACTS	EIA/TIA 568A	
8	Brown	Par 4
7	White/Brown	
6	Orange	Par 1
5	White/Blue	
4	Blue	Par 2
3	Orange/White	
2	Green	Par 3
1	White/Green	

No. of CONTACTS	EIA/TIA 568B	
8	Brown	Par 4
7	White/Brown	
6	Green	Par 1
5	White/Blue	
4	Blue	Par 2
3	White/Green	
2	Orange	Par 3
1	Orange/White	

HDMI connector connection




Technical specifications


There are currently 5 standards. The use of numbers to designate the version (HDMI 1.0/1.1, etc.) has been prohibited since November 2011. Devices are not allowed to display the version number since January 2012. Manufacturers are obliged to use descriptive logos instead. There are two types of cable currently in use:

- Category 1: 74.25 MHz (corresponding to HDMI standard), which can be used with combinations of type A-type A, C or D and type C-type C connectors.
- Category 2: 340 MHz (corresponding to HDMI standard), which can be used with combinations of type A-type A, C or D and type C-type C connectors.


All cables used must display the "Approved HDMI®-Associate" logo as a seal of approval. This HDMI connector supports both standard HDMI and high-speed HDMI with type A connectors (provided the appropriate cable is used).



1. Strip about 45 mm of the cable's outer sheath off. Remove the outer mesh to expose the cables, then cut off any excess mesh.



3. Remove approximately 10 mm of shielding foil from each signal cable. Remove approximately 5 mm of the sheathing from each of the cables and solder the ends with a welding iron. (Alternative: use 0.34 mm cable terminals).



2. Shorten each cable to a length of about 35 mm - except for the cable of the shielding!



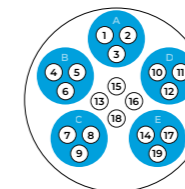
5. Connect the cables and shielding according to the colour codes in the table below. (Alternative: use 0.34 mm cable terminals).



4. Fasten the cable to the holder (1) using a cable tie.

Type	Terminal number	Terminal designation	PIN-no. norm	of jack RK	Example of color code for cable assignment (norm left, Rk right)	Description
Plug Jack	four high speed channels					
	1	2+	PIN 1		red/white green	bundle 1, large gauge+shield wire
	2	2-	PIN 2		shield wire (red/white/white/green) - bundle	
	3	2-	PIN 3		white/green	
	4	1+	PIN 4		green/white-brown	bundle 2, large gauge+shield wire
	5	1	PIN 5		shield wire (green/white/white/brown) - bundle	
	6	1-	PIN 6		white/brown	
	7	0+	PIN 7		blue/white-orange	bundle 3, large gauge+shield wire
	8	0	PIN 8		shield wire (blue/white/white/orange) - bundle	
	9	0-	PIN 9		white/orange	
	11	CL+	PIN 10		brown/blue	bundle 4, large gauge+shield wire
	12	12	PIN 11		shield wire (brown/white/blue/white) - bundle	
	13	CL-	PIN 12		white/blue	bundle 4, large gauge+shield wire
seven thin wires						
14	CEC	PIN 13		red/pink	other wires, small gauge	
15	NC	PIN 14		white/free		
16	SCL	PIN 15		orange/green		
17	SDA	PIN 16		yellow		
18	GROUND	PIN 17		grey/brown		
19	+5V	PIN 18		violet/white		
20	HPD	PIN 19		pink/grey		
10	GROUND			shielding		

HDMI WITH ETHERNET



Pin No.	Pin information	Colour Code	Group / Group Colour
Pin 1	TMDS Data 2 +	Plain Red - White	Group A / Red Group
Pin 2	TMDS Data 2 Shield (Drain)	Unshielded Cable	
Pin 3	TMDS Data 2 -	Red	Group B / Green Group
Pin 4	TMDS Data 1 +	Plain Green - White	
Pin 5	TMDS Data 1 Shield (Drain)	Unshielded Cable	Group C / Blue Group
Pin 6	TMDS Data 1 -	Green	
Pin 7	TMDS Data 0 +	Plain Blue - White	Group D / Brown Group
Pin 8	TMDS Data 0 Shield (Drain)	Unshielded Cable	
Pin 9	TMDS Data 0 -	Blue	Group E / Some of Ungrouped Cables
Pin 10	TMDS Clock +	Plain Brown - White	
Pin 11	TMDS Clock Shield (Drain)	Unshielded Cable	Group F / Remaining Ungrouped Cables
Pin 12	TMDS Clock -	Plain Brown	
Pin 13	CEC	Red	Group G / Remaining Ungrouped Cables
Pin 14	SDA / I2C / I2C+ / I2C- / I2C+ / I2C- (Optional HDMI 1.4 with Ethernet)	Violet	
Pin 15	SCL / I2C Serial Clock for CDDQ	Orange	Group H / Remaining Ungrouped Cables
Pin 16	SDA / I2C Serial Data Line for CDDQ	Yellow	
Pin 17	I2C / I2C+ / I2C- / I2C+ / I2C- (Optional)	Green	Group I / Remaining Ungrouped Cables
Pin 18	+5V (Pin 19 +5V Power (max 50 mA))	White	
Pin 19	HPD (Pin 19 +5V Power (max 50 mA))	Blue	

Thermostats - For the Iris / Mega / Coral series

Room thermostat (Ref. 18544 and Ref. 21544)

Technical information

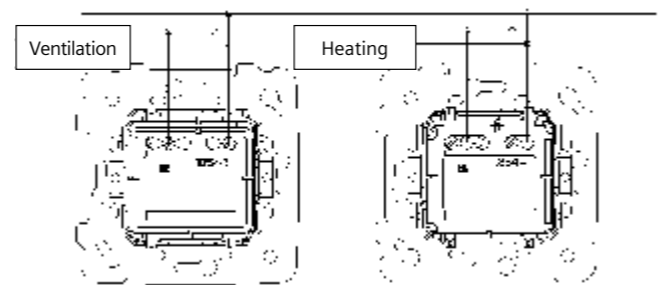
Product: Thermostat for domestic use in heating and cooling applications

Power supply: 230 V 50/60 Hz
 Resistive shut-off power (BT): 1900 W/230 V~ cos φ = 1
 Inductive shut-off power (BT): 450 W/230 V~ cos φ = 0.6
 Shut-off power (MBT): From 12 to 48 V 10 mA to 500 mA
 Output connection: Changeover contacts to enable connection in heating or ventilation mode

Operating temperature: +0 °C to +40 °C
 Storage temperature: from -5 °C to +60 °C
 Setting range: +5°C to +30°C with stops to delimit a lower range of adjustment, between a minimum and a maximum. To ensure correct adjustment, always turn the button upwards until it slightly exceeds the desired value, before turning it back down to the desired point.

Before installing the front cover of this module, it is possible to set operating limits other than the default extremes of +5 °C and +30 °C. This is done by positioning two toothed gears that act as stops to prevent adjustment beyond the desired limits.

Notes: The regulation will not come into effect until a stabilisation period of 1 to 3 hours has elapsed, depending on the installation conditions. It is not intended for use in conditions other than those provided for in its assembly. It is recommended that these are assembled in individual boxes, since neighbouring elements could affect their operation. Take care to avoid installing them next to windows, doors, heat sources or fans, or behind curtains or similar.



Thermostats - for the Iris / Mega series

Room thermostat (Ref.: 18144)

This thermostat is used for indoor temperature control and controlling electric and hot water convectors, pumps and boilers. It is supplied with a manual one-way connection switch for manual temperature regulation between 5 °C and 30 °C and connection for an external night-time temperature reduction timer switch (5 °C).

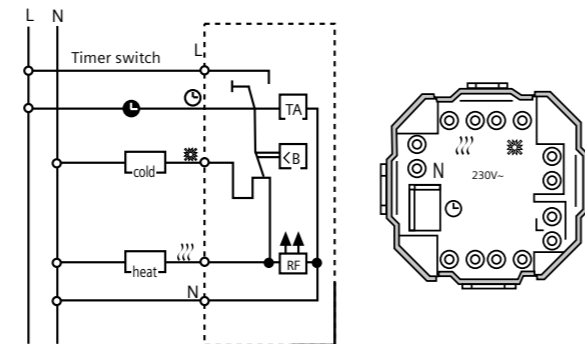
Nominal characteristics:
 Power supply voltage 230 V~.

Cold contact:

- Resistive load max.: 5 A min.: 10 mA
- Inductive load (cos φ 0.6) max.: 2 A min.: 10 mA
- Relative humidity max. 95% (non-condensing).

Do not install next to windows or doors or near heat sources, fans or behind curtains or similar.

Heating contact:



- Resistive load max.: 10 A min.: 10 mA
- Inductive load (cos φ 0.6) max.: 4 A min.: 10 mA

Heated floor thermostat Ref.: 18244

Code	Range
Floor temperature	*..5 (= 10..50 °C)
Red/green indicator light	Colour demand/set-point reduction
One-way switch	On-off
Power supply	230 VAC (195...253 V) 50 Hz
Output	Relay
Permanent intensity	100 mA...16 A cos φ = 1; 100 mA...2 A cos φ = 0.6
Control algorithm	Proportional (similar to PWM)
Temperature differential	-1 °C
Remote sensor	Length 4m, may be extended up to 50m
Setpoint reduction	Ajustable, 3 K or 5 K
Range limiter	On the inside of the external wheel
Degree of protection of the housing	IP30
Class	II
Impulse voltage calculation	2.5 kV
Compression test temperature	75 °C
Current and voltage for interference measurement	230 V, 16 A
Ambient temperature	0...40 °C
Storage temperature	-25...70 °C
Weight	90 g

Motion detectors - for Iris / Mega / Coral / Viva Series

Spherical motion detector (Ref.: 18555)

Unlike other motion detectors that only react to moving heat sources, this detector is also activated by sound. This means that although it must initially be activated by movement, once the light has been switched on, it will not switch off when movement ceases, as long as sound can be heard in the surroundings.

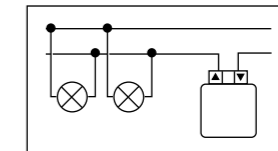
The sensitivity of this detector has been designed to detect the outline of the human body, logically including children. It will also react to some animals, mainly dogs of a certain size. While this is inevitable, it is usually advantageous as it chases away unwanted animals. As long as there is movement, the connected lamps will remain on. Once movement stops, they will switch off automatically after the predetermined time has elapsed. After a mandatory 3-second reset delay, the detector is ready to be activated again.

Technical information

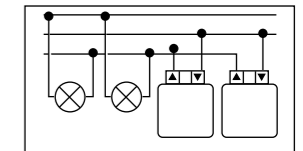
Power supply 230 VAC +6%/-10%
 Detection angle 180° horizontal
 60° vertical

- 2-wire connection, triac output
- Maximum load: 40-300 Max. Incandescent/Halogen
- Range (1.2-2.2 m mounting height), max. 8 m for lateral movement, approx. 3 m for forward movement
- Timing Timing from 4 sec. to 10 min.
- Twilight level of 5 to 1000 lux
- Dimensions LxH 87x87 mm
- Depth 36 mm
- Degree of protection IP20, II
- Housing material ABS

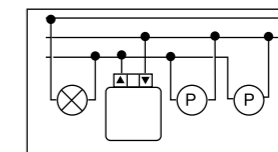
Replacement of an existing single pole one-way switch



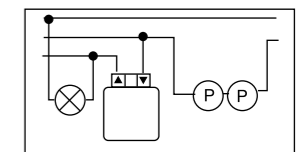
Placement of 2 detectors in parallel (maximum 2) in the same room



Operation as a staircase timer switch in combination with push-buttons (normally open)

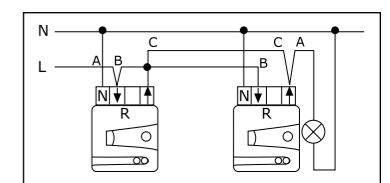
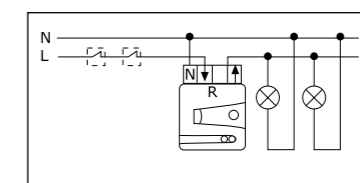
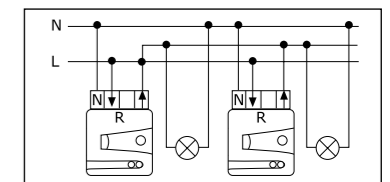
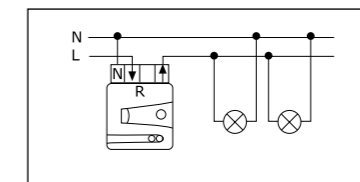


Operation as a staircase timer switch in combination with push-buttons (normally closed)



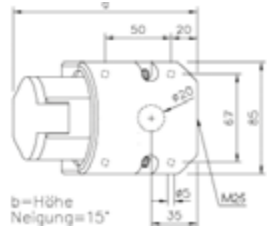
18555-3/23555-3 (3 wire, relay output)

- Resistive load 2300 W, 10 A max., cos φ: 1
- Inductive load 1150 VA, 5 A max., cos φ: 0.5
- Halogen lamps with a 1000 VA transformer
- Electronic ballasts e.g. 25x36 W (140 F max.)



Industrial equipment - Cetact industrial socket outlets

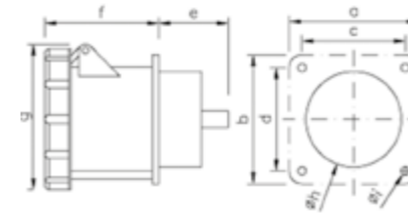
Industrial equipment - Cetact industrial socket outlets



INDUSTRIAL PLUGS AND SOCKET OUTLETS

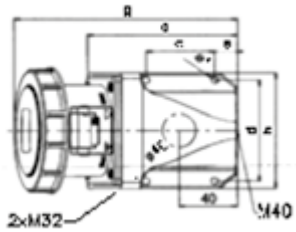
IP44 Wall-mounted socket outlets

Reference	CT-9963	CT-9971	CT-9981	CT-9964	CT-9972	CT-9982
Amps	16	16	16	32	32	32
Poles	2P+E	3P+E	3P+N+E	2P+E	3P+E	3P+N+E
a	140	141	139	152	152	153
b	89	92	97	100	100	105
m	25	25	25	25	25	25



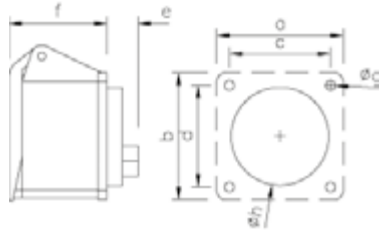
IP67 Wall-mounted socket outlets

Reference	CT-9946	CT-9947
Amps	63	63
Poles	3P+E	3P+N+E
a	170	170
b	118	118
c	136	136
d	104	104
e	17	17
f	6	6
g	215	215
h	180	180
M	40	40



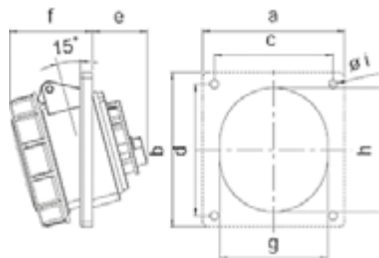
IP44 Panel-mounted socket outlet

Reference	CT-9967	CT-9975	CT-9985	CT-9968	CT-9976	CT-9986
Amps	16	16	16	32	32	32
Poles	2P+E	3P+E	3P+N+E	2P+E	3P+E	3P+N+E
axb	70	70	70	70	70	70
cx d	56	56	56	56	56	56
e	28	25	28	29	29	29
f	46	51	48	61	61	60
g	5.5	5.5	5.5	5.5	5.5	5.5
h	51	45	56	56	56	56



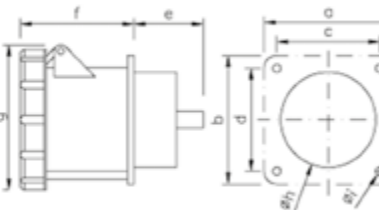
IP67 Panel-mounted socket outlet

Reference	CT-71363	CT-71473	CT-71483	CT-71367	CT-71477	CT-71487
Amps	16	16	16	32	32	32
Poles	2P+E	3P+E	3P+N+E	2P+E	3P+E	3P+N+E
a	70	70	80	80	80	80
b	85	85	97	97	97	97
c	50	50	60	60	60	60
d	65	65	73	73	73	73
e	20	19	19	21	21	22
f	68	69	70	83	83	84
g	50	55	65	65	65	70
h	50	55	65	65	65	70
i	5.5	5.5	5.5	5.5	5.5	5.5



IP67 Panel-mounted socket outlet

Reference	CT-9948	CT-9949
Amps	63	63
Poles	3P+E	3P+N+E
axb	100	100
cx d	80	80
e	50	50
f	80	80
g	114	114
h	85	85
i	7	7

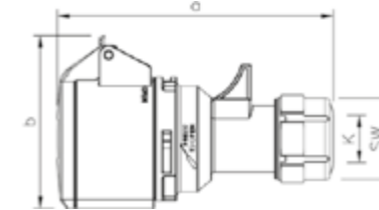


IP67 Panel-mounted socket outlet

Reference	CT-9954	CT-9955
Amps	125	125
Poles	3P+E	3P+N+E
axb	120	120
cx d	100	100
e	68	68
f	90	90
g	126	126
h	68	68
i	7	7

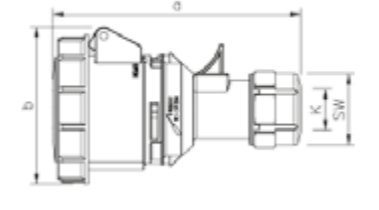
IP44 Connectors

Reference	CT-71213	CT-71214	CT-71215	CT-71223	CT-71224	CT-71225
Amps	16	16	16	32	32	32
Poles	2P+E	3P+E	3P+N+E	2P+E	3P+E	3P+N+E
a	129	135	142	159	159	165
b	76	80	89	92	92	98
k	6-15	6-15	8-16	10-20	10-20	12-22
sw	38	38	42	50	50	50



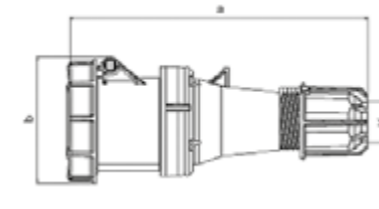
IP67 Connectors

Reference	CT-73303	CT-73413	CT-73423	CT-73306	CT-73416	CT-73426
Amps	16	16	16	32	32	32
Poles	2P+E	3P+E	3P+N+E	2P+E	3P+E	3P+N+E
a	133	139	145	162	162	168
b	78	84	92	96	96	102
k	6-15	6-15	8-16	10-20	10-20	12-22
sw	38	38	42	50	50	50



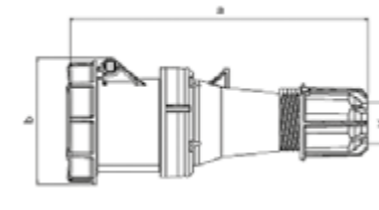
IP67 Connectors

Reference	CT-9950	CT-9951
Amps	63	63
Poles	3P+E	3P+N+E
a	269	269
b	114	114
k	36	36



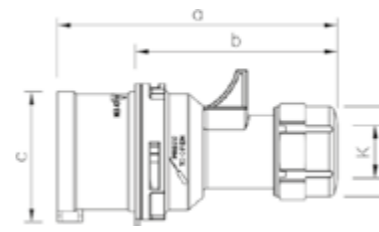
IP67 Connectors

Reference	CT-9956	CT-9957
Amps	125	125
Poles	3P+E	3P+N+E
a	287	287
b	124	124
k	50	50

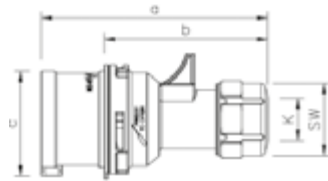


IP44 plugs

Reference	CT-71013	CT-71014	CT-71015	CT-71023	CT-71024	CT-71025
Amps	16	16	16	32	32	32
Poles	2P+E	3P+E	3P+N+E	2P+E	3P+E	3P+N+E
a	118	124	131	146	146	152
b	82	88	95	100	100	106
c	47	53	61	63	63	70
k	6-15	6-15	8-16	10-20	10-20	12-22
sw	38	38	42	50	50	50

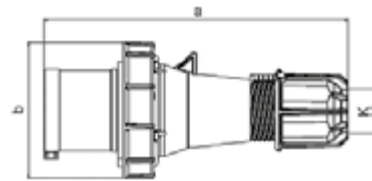


Industrial equipment - Cetact industrial socket outlets



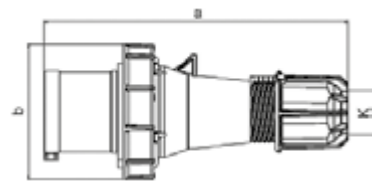
IP67 plugs

Reference	CT-77303	CT-77413	CT-77423	CT-77306	CT-77416	CT-77426
Amps	16	16	16	32	32	32
Poles	2P+E	3P+E	3P+N+E	2P+E	3P+E	3P+N+E
a	118	124	132	146	146	152
b	71	79	87	93	93	100
k	6-15	6-15	8-16	10-20	10-20	12-22
sw	38	38	42	50	50	50



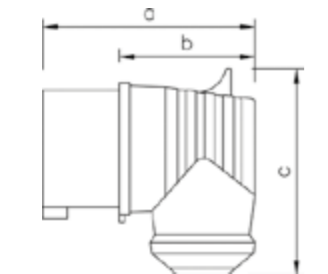
IP67 plugs

Reference	CT-9952	CT-9953
Amps	63	63
Poles	3P+E	3P+N+E
a	257	257
b	114	114
k	36	36



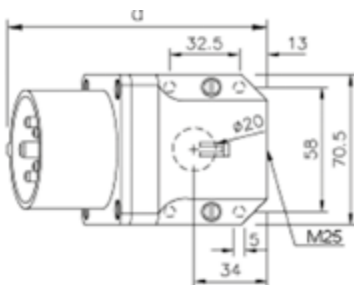
IP67 plugs

Reference	CT-9958	CT-9959
Amps	125	125
Poles	3P+E	3P+N+E
a	270	270
b	131	131
k	50	50



IP44 angle plugs

Reference	CT-75302	CT-75412	CT-75422
Amps	16	16	16
Poles	2P+E	3P+E	3P+N+E
a	104	108	101
b	67	72	65
c	78	92	98

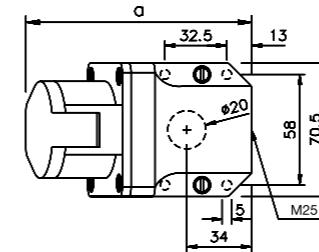


b=Höhe
Neigung=15°

IP44 wall-mounted inlets

Reference	CT-9979	CT-9962	CT-9980	CT-9990
Amps	16	32	32	32
Poles	3P+E	2P+E	3P+E	3P+N+E
a	121	131	131	132
b	76	83	83	85

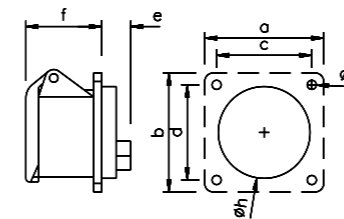
Industrial equipment - Cetact industrial socket outlets



INDUSTRIAL PLUGS AND SOCKET OUTLETS FOR EXTRA-LOW VOLTAGE

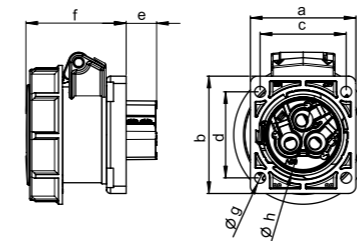
IP44 Extra-low voltage wall-mounted socket outlet

Reference	I-162
Amps	16
Poles	2
a	119
b	84.5



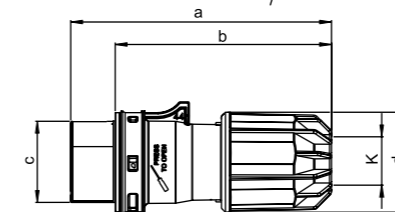
IP44 Extra-low voltage panel-mounted socket outlet, straight

Reference	I-362
Amps	16
Poles	2
a x b	70
c x d	56
e	19
f	40
g	5.5
h	43



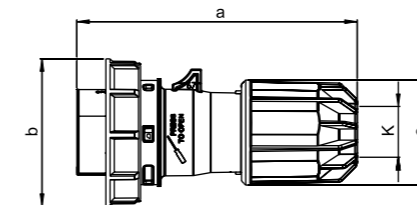
IP67 Extra-low voltage panel-mounted socket outlet, straight

Reference	I-3622
Amps	16
Poles	2



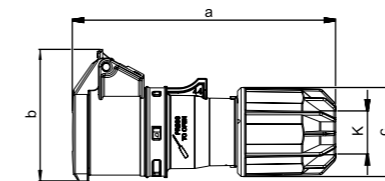
IP44 Extra-Low voltage plug

Reference	I-062
Amps	16
Poles	2
a	132
b	110
c	41
d	51
k	8-24



IP67 Extra-low voltage plug

Reference	I-0622
Amps	16
Poles	2

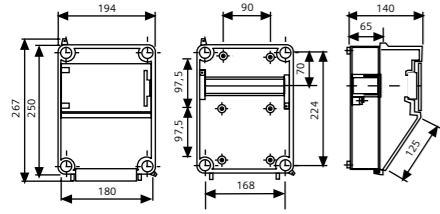


IP44 Extra-low voltage connector

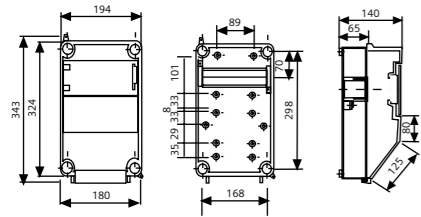
Reference	I-262
Amps	16
Poles	2
a	150
b	75
c	51
k	25

Industrial Material - TCP boxes

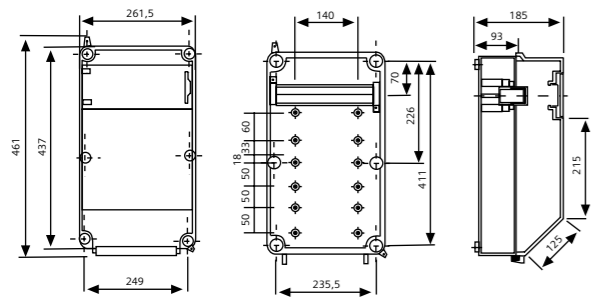
Polycarbonate · Colour Grey RAL 7035 · Degree of protection IP55 (UNE 20324), IK08 (UNE-EN 50102) in a vertical position



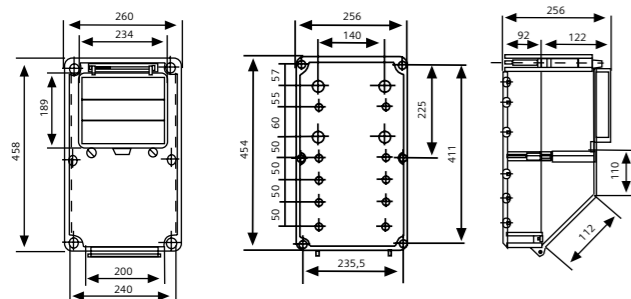
T-13
TCP box with capacity for
8 x 17.5 mm modules



T-15
TCP box with capacity for
8 x 17.5 mm modules



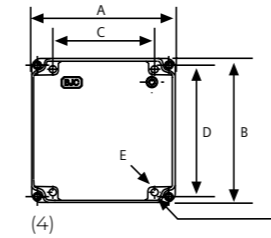
T-17
TCP box with capacity for
12 x 17.5 mm modules



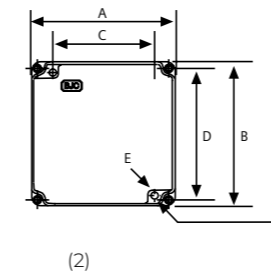
T-16 (IP54)
TCP box with capacity for
24 x 17.5 mm modules

Material industrial - Watertight mounting boxes and connection boxes

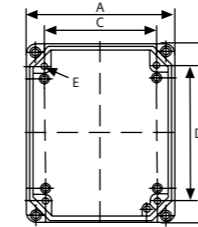
MARINER SERIES



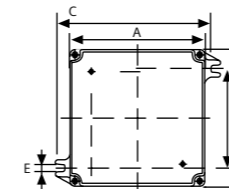
	A	B	C	D	E
I-6201	93.5	93.5	53.5	77.5	5.5 (2)
I-6202	113.5	113.5	73.5	97.5	5.5 (2)
I-6203	135	135	95	115	5.5 (4)
I-6204	155	155	115	135	5.5 (4)
I-6205	182	242	125	214	6 (4)
I-6207	182	242	125	214	6 (4)



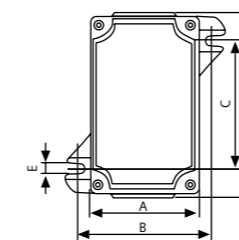
ALUMINIUM SERIES



	A	B	C	D	E
4063	174	214	130	156	Ø7
4064	214	264	170	206	Ø7
4065	174	214	130	156	Ø7
4066	214	264	170	206	Ø7



	A	B	C	D	E
4022	94	94	108	64	Ø6
4032	114	114	128	84	Ø6
4042	136	136	150	98	Ø6
4052	156	156	170	118	Ø6
4053	156	156	170	118	Ø6
4020	94	94	108	64	Ø6
4030	114	114	128	84	Ø6
4040	136	136	150	98	Ø6
4050	156	156	170	118	Ø6



	A	B	C	D	E
4000	60	70	67	98	Ø6
4002	114	128	84	114	Ø6
4021	94	108	64	94	Ø6
4031	114	128	84	114	Ø6

Discontinued products January 2026

16000-DR	FRAME I NARROW WITH FIXING FRAME
16000-PL	FRAME I NARROW WITH FIXING FRAME
16001-DR	FRAME I WIDE WITH FIXING FRAME
16001-PL	FRAME I WIDE WITH FIXING FRAME
16001-PLX	FRAME I WIDE WITH FIXING FRAME AND CLAWS
16002-DR	FRAME II WIDE WITH FIX.FRAME
16002-DRX	FRAME II WIDE WITH FIX.FRAME AND CLAWS
16002-PL	FRAME II WIDE WITH FIX.FRAME
16002-PLX	FRAME II WIDE WITH FIX.FRAME AND CLAWS
16003-DR	FRAME III WIDE WITH FIXING FRAME
16003-PL	FRAME III WIDE WITH FIXING FRAME
16033-M	NARROW BLANK COVER
16038-M	DIMMER WITH FIXING FRAME
16090-M	MIXED SOCKET (NARROW) 10/16 A 250 V
16190-M	MIXED SOCKET + E (NARROW) 10/16 A 250 V
16321-M	R/TV/SAT COVER
16330-M	TV/FM SOCKET OUTLET COVER
16342-PL	FRAME I WIDE AMERICAN W/FIX. FRAME BOX
16351-DR	FRAME I NARROW AMERICAN
16351-PL	FRAME I NARROW AMERICAN
16352-DR	FRAME I WIDE AMERICAN
16352-PL	FRAME I WIDE AMERICAN
16353-DR	FRAME III NARROW AMERICAN
16353-PL	FRAME III NARROW AMERICAN
16360	SURF. MOUNT. BOX 1/2/3-GANG AMER. FRAME
16461	SURF. MOUNT. BOX FOR 2-GANG FRAME
16661-DR	FRAME I NARROW (ESTRELLA SER. M. BOXES)
16661-PL	FRAME I NARROW (ESTRELLA SER. M. BOXES)
16662-DR	FRAME I WIDE (ESTRELLA SER. MOUNT. BOX)
16662-PL	FRAME I WIDE (ESTRELLA SER. MOUNT. BOX)
16663-DR	FRAME III NARROW (ESTREL. SER. M. BOXES)
16663-PL	FRAME III NARROW (ESTREL. SER. M. BOXES)
16664-DR	4-GANG FRAME (ESTRELLA SER. M. BOXES)
16664-PL	FRAME 4 NARROW (ESTRELLA SER. M. BOXES)
16705-M	NARROW ROCKER
16708-M	ONE-WAY DP SWITCH NARROW ROCKER
16716-M	BELL PUSH-BUTTON NARROW ROCKER
16717-M	LIGHT PUSH-BUTTON NARROW ROCKER
16722-M	COVER FOR NARROW 2P SOCKET
16724-M	CHILD SAFETY SOCKET OUTLET COVER
17034-M	WIDE CABLE OUTLET
17095-M	CATEGORY 5 RJ45 CONNECTOR (8-PIN)
17705-ML	WIDE ROCKER WITH LENS
17708-M	ONE-WAY DP SWITCH WIDE ROCKER SWITCH
17714-M	ROCKER WITH LIGHTED LABELLING FIELD
17716-ML	BELL PUSH. WIDE ROC. WITH LENS
17717-M	LIGHT PUSH-BUTTON WIDE ROCKER SWITCH
17760-M	COVER WITH POTENTIOMETER BUTTON
17769-M	PUSH./1-W ROCKER SWITCH SET FOR BLINDS
18001-CJ	FRAME 1-GANG HORIZONTAL/VERTICAL
18001-RR	FRAME 1-GANG HORIZONTAL/VERTICAL
18002-CJ	FRAME 2-GANG HORIZONTAL
18002-RR	FRAME 2-GANG HORIZONTAL
18003-CJ	FRAME 3-GANG HORIZONTAL
18003-RR	FRAME 3-GANG HORIZONTAL
18004-CJ	FRAME 4-GANG HORIZONTAL
18004-RR	FRAME 4-GANG HORIZONTAL
18005-CJ	FRAME 5-GANG HORIZONTAL
18005-RR	FRAME 5-GANG HORIZONTAL
18024-AX	IRIS, SCHUKO MONOBL. CHILD SAFETY, BEIGE, CLAW
18029-A	FUSE HOLDER CAP
18029-CJ	FUSE HOLDER CAP
18029-RR	FUSE HOLDER CAP
18033-CJ	BLANK COVER
18033-CJX	BLANK COVER WITH CLAWS
18033-RR	BLANK COVER
18033-RRX	BLANK COVER WITH CLAWS
18049-A	MULTIPLE SOCKET FOR DATA CON. W/LAB. F.
18049-AN	MULTIPLE SOCKET FOR DATA CON. W/LAB. F.
18049-CH	MULTI. SOCKET FOR DATA CONNECTORS CHOC.
18049-CJ	MULTIPLE SOCKET FOR DATA CON. W/LAB. F.
18049-MA	MULTIPLE SOCKET FOR DATA CON. W/LAB. F.
18049-OD	MULTIPLE SOCKET FOR DATA CON. W/LAB. F.
18049-RR	MULTIPLE SOCKET FOR DATA CON. W/LAB. F.
18068-CJ	KEY CARD ONE-WAY/TWO-WAY SWITCH
18068-RR	KEY CARD ONE-WAY/TWO-WAY SWITCH
18080-CH	FRENCH PHONE CONNECTOR, CHOCOLATE
18080-MA	FRENCH PHONE CONNECTOR
18102-CJ	FRAME 2-GANG VERTICAL
18102-RR	FRAME 2-GANG VERTICAL
18103-CJ	FRAME 3-GANG VERTICAL
18103-RR	FRAME 3-GANG VERTICAL
18104-CJ	FRAME 4-GANG VERTICAL
18104-RR	FRAME 4-GANG VERTICAL
18144-A	ROOM THERMOSTAT
18200-CJ	TIMED KEY CARD SWITCH FRAME (IRIS SER.)
18200-RR	TIMED KEY CARD SWITCH FRAME (IRIS SER.)
18320-CJ	R/TV/SAT SOCKET OUTLET COVER
18320-RR	R/TV/SAT SOCKET OUTLET COVER
18330-CJ	TV/FM SOCKET OUTLET COVER
18330-RR	TV/FM SOCKET OUTLET COVER
18341-RR	R/TV/SAT SOCKET OUTLET COVER (3-OUTLET)
18482	6-PIN TEL SOCK.OUT INS. RJ11- SCREW TERM
185001-A	IRIS IP44 1-GANG FRAME
185002-A	IRIS IP44 2-GANG FRAME
185006-A	IRIS IP44 TWO-WAY SWITCH-ONE-WAY SWITCH
185006-AL	IRIS IP44 TWO-WAY SWITCH-ONE-WAY SWITCH. W/OUT LIGHT
185006-AX	IRIS IP44 TWO-WAY SWITCH-ONE-WAY SWITCH W/CLAW
185007-A	IRIS IP44 INTERMEDIATE SWITCH
185008-A	IRIS IP44 2 POLE ONE-WAY SWITCH
185010-A	IRIS IP44 DOUBLE TWO-WAY SWITCH

185010-AX	IRIS IP44 DOUBLE TWO-WAY SWITCH W/CLAWS
185016-A	IRIS IP44 "BELL" PUSH-BUTTON
185016-AL	IRIS IP44 "BELL" PUSH-BUTTON W/OUT LIGHT
185016-ALX	IRIS IP44 BELL PUSH-BUTTON W/OUT LIGHT, CLAW.
185016-AX	IRIS IP44 BELL PUSH-BUTTON W/CLAWS
185017-A	IRIS IP44 "LIGHT" PUSH-BUTTON
185017-AL	IRIS IP44 "LIGHT" PUSH-BUTTON INDIC. LIGHT
185024-A	IRIS IP44 SCHUKO® SOCKET OUTLET WITH SAFETY.
185033-A	IRIS IP44 BLANK COVER
18506-L	TWO-WAY SWITCH WITH INDICATOR LIGHT
185065-A	IRIS IP44 BLINDS DOUBLE PUSH-BUTTON
18511-L	DOUBLE PUSH-BUTTON WITH INDICATOR LIGHT
18571	FRENCH SOCK. MECH. CHILD SAFETY IN COVER
185935-AX	IRIS IP44 R-TV/SAT SOCKET INDIVID. OUTLET, CLAW
18705-CJ	1-WAY/2-WAY/INTERM. ROCKER SWITCH
18705-CJL	1-WAY/2-WAY/INT. ROCK. SW. WITH LENS
18705-RR	1-WAY/2-WAY/INTERM. ROCKER SWITCH
18705-RRL	1-WAY/2-WAY/INT. ROCK. SW. WITH LENS
18708-A	ONE-WAY DP ROCKER SWITCH
18708-AL	ONE-WAY DP ROCKER SW. WITH LENS
18708-CJ	ONE-WAY DP ROCKER SWITCH
18708-CJL	ONE-WAY DP ROCKER SW. WITH LENS
18708-RR	ONE-WAY DP ROCKER SWITCH
18708-RRL	ONE-WAY DP ROCKER SW. WITH LENS
18709-CJ	SET 2F 1-WAY/2-WAY ROCKER SWITCHES
18709-CJL	SET 2F 1-WAY/2-WAY ROCKER SWITCHES
18709-RR	SET 2F 1-WAY/2-WAY ROCKER SWITCHES
18709-RRL	SET 2F 1-WAY/2-WAY ROCKER SWITCHES
18711-CJ	SET 2 2F PUSH. ROCKERS FOR BLINDS
18711-RR	SET 2 2F PUSH. ROCKERS FOR BLINDS
18714-A	ROCKER WITH LIGHTED LABELLING FIELD
18714-CJ	ROCKER WITH LIGHTED LABELLING FIELD
18714-RR	ROCKER WITH LIGHTED LABELLING FIELD
18715-A	SET 2-WAY/PUSH-BUTTON ROCKER SWITCHES
18715-AL	SET 2-WAY/PUSH. ROCKERS WITH LENS
18715-CJ	SET 2-WAY/PUSH-BUTTON ROCKER SWITCHES
18715-CJL	SET 2-WAY/PUSH. ROCKERS WITH LENS
18715-RR	SET 2-WAY/PUSH-BUTTON ROCKER SWITCHES
18716-CJ	BELL PUSH-BUTTON ROCKER SWITCH
18716-CJL	BELL PUSH. ROCKER SW. WITH LENS
18716-RR	BELL PUSH-BUTTON ROCKER SWITCH
18717-CJ	LIGHT PUSH-BUTTON ROCKER SWITCH
18717-CJL	LIGHT PUSH. ROCKER SW. WITH LENS
18717-RR	LIGHT PUSH-BUTTON ROCKER SWITCH
18717-RRL	LIGHT PUSH. ROCKER SW. WITH LENS
18724-CJ	CHILD SAFETY SOCKET OUTLET COVER
18724-RR	CHILD SAFETY SOCKET OUTLET COVER
18728-A	COVER WITH CLIP (FUSES)
18728-CJ	COVER WITH CLIP (FUSES)
18728-RR	COVER WITH CLIP (FUSES)
18730-CJ	PILOT LIGHT COVER
18730-RR	PILOT LIGHT COVER
18734-CJ	CABLE OUTPUT COVER
18734-RR	CABLE OUTPUT COVER
18742-A	SOUND MOD. ADAPTER (SONELCO, EIS & TEZ)
18742-CJ	SOUND MOD. ADAPTER (SONELCO, EIS & TEZ)
18742-RR	SOUND MOD. ADAPTER (SONELCO, EIS & TEZ)
18743-CJ	EGI SOUND MODULE ADAPTER
18743-RR	EGI SOUND MODULE ADAPTER
18744-A	COVER & BUTTON FOR ELECTRONIC THERMOSTAT
18744-CJ	COVER & BUTTON FOR ELECTRONIC THERMOSTAT
18744-RR	COVER & BUTTON FOR ELECTRONIC THERMOSTAT
18749-RR	IRIS COVER WITH DIMMER BUTTON
18760-A	POTENTIOMETER COVER & BUTTON
18760-CJ	POTENTIOMETER COVER & BUTTON
18760-RR	POTENTIOMETER COVER & BUTTON
18763-A	DIN LOUDSPEAKER SOCKET OUTLET FRAME
18763-CJ	DIN LOUDSPEAKER SOCKET OUTLET FRAME
18763-RR	DIN LOUDSPEAKER SOCKET OUTLET FRAME
18765-CJ	PUSH./1-W ROCKER SWITCH SET FOR BLINDS
18765-RR	PUSH./1-W ROCKER SWITCH SET FOR BLINDS
18776-A	COVER FOR RCA STEREO SOCKET OUTLET
18776-CJ	COVER FOR RCA STEREO SOCKET OUTLET
18776-RR	COVER FOR RCA STEREO SOCKET OUTLET
18778-CJ	IRIS, MULTI. CONNECT. COVER, JAI, COPPER
18778-RR	IRIS, MULTI. CONNECT. COVER, RUBY RED
18796-CJ	ROTARY SWITCH COVER AND BUTTON
18796-RR	ROTARY SWITCH COVER AND BUTTON
18814-A	IRIS CHILD SAFETY COVER, FOR SCHUKO DELTA
18868-CJ	TIMED KEY CARD SWITCH COVER
18868-RR	TIMED KEY CARD SWITCH COVER
18882-A	RJ11 TEL. SOCK.OUT COVER (SCRW TERMINAL)
18882-AN	RJ11 TEL. SOCK.OUT COVER (SCRW TERMINAL)
18882-CH	RJ11 TEL.SOCK.OUT COVER (SCW TERM.) CHOC
18882-CJ	RJ11 TEL. SOCK.OUT COVER (SCRW TERMINAL)
18882-MA	RJ11 TEL. SOCK.OUT COVER (SCRW TERMINAL)
18882-OD	RJ11 TEL. SOCK.OUT COVER (SCRW TERMINAL)
18882-RR	RJ11 TEL. SOCK.OUT COVER (SCRW TERMINAL)
19582-X	TELEPHONE SOCKET (6 PINS) WITH CLAWS
19782-CJ	TELEPHONE SOCK.OUT COVER (6 PINS)
19782-RR	TELEPHONE SOCK.OUT COVER (6 PINS)
19783-A	RJ11/RJ45 CONNECTOR COVER WITH LABEL. F.
19783-CJ	RJ11/RJ45 CONNECTOR COVER WITH LABEL. F.
19783-RR	RJ11/RJ45 CONNECTOR COVER WITH LABEL. F.
19882-CJ	COVER FOR 2F ADAPTER (RJ11-RJ45)
19882-RR	COVER FOR 2F ADAPTER (RJ11-RJ45)
19883-A	COVER 2 RJ11/RJ45 CONNECTORS W/LABEL. F.
19883-CJ	COVER 2 RJ11/RJ45 CONNECTORS W/LABEL. F.
19883-RR	COVER 2 RJ11/RJ45 CONNECTORS W/LABEL. F.
21600-AT	WHEAT YELLOW INTERMEDIATE EMBELLISHER
21600-MR	REFLEX BROWN INTERMEDIATE EMBELLISHER

Discontinued products January 2026

21600-OC	OCEAN BLUE INTERMEDIATE EMBELLISHER
21714	ROCKER W/LIGHTED LABEL. FIELD FOR PUSH.
21714-DP	ROCKER W/LIGHTED LABEL. FIELD FOR PUSH.
21714-GL	ROCKER W/LIGHTED LABEL. FIELD FOR PUSH.
21714-GS	ROCKER W/LIGHTED LABEL. FIELD FOR PUSH.
21714-PL	ROCKER W/LIGHTED LABEL. FIELD FOR PUSH.
21760	POTENTIOMETER COVER & BUTTON
21771	II+TT FRENCH SAFETY COVER
21771-DP	II+TT FRENCH SAFETY COVER
21771-GL	II+TT FRENCH SAFETY COVER
21771-GS	II+TT FRENCH SAFETY COVER
21771-PL	II+TT FRENCH SAFETY COVER
21776	COVER FOR RCA STEREO SOCKET OUTLET
21776-DP	COVER FOR RCA STEREO SOCKET OUTLET
21776-GL	COVER FOR RCA STEREO SOCKET OUTLET
21776-GS	COVER FOR RCA STEREO SOCKET OUTLET
21776-PL	COVER FOR RCA STEREO SOCKET OUTLET
21782	CORAL, RJ11 COVER, WHITE
21782-DP	RJ11 TELEPHONE SOCKET OUTLET COVER
21782-GL	RJ11 TELEPHONE SOCKET OUTLET COVER
21782-GS	RJ11 TELEPHONE SOCKET OUTLET COVER
21782-PL	RJ11 TELEPHONE SOCKET OUTLET COVER
21796	ROTARY SWITCH COVER AND BUTTON
21796-DP	ROTARY SWITCH COVER AND BUTTON
21796-GL	ROTARY SWITCH COVER AND BUTTON
21796-GS	ROTARY SWITCH COVER AND BUTTON
21796-PL	ROTARY SWITCH COVER AND BUTTON
21905	ONE-WAY SWITCH MOUNTED IN FRAME
21906	TWO-WAY SWITCH MOUNTED IN FRAME
21907	INTERMEDIATE SWITCH MOUNTED IN FRAME
21909	COMBINATION 2 ONE-WAY SWITCHES + FRAME
21910	COMBINATION 2 TWO-WAY SWITCHES + FRAME
21916	BELL PUSH-BUTTON MOUNTED IN FRAME
21917	LIGHT PUSH-BUTTON MOUNTED IN FRAME
21924	LAT. SCHUKO® SOCKET, SAFETY WITH CORAL FRAME
21930	TV/FM COVER WITH FRAME
21982	6-PIN TEL. SOCK.OUT MOUNTED IN FRAME
22001-AFCL	1-GANG INDICATOR FRAME, ZAMAK
22001-AFL	1-GANG INDICATOR FRAME, ZAMAK
22001-AGL	1-GANG INDICATOR FRAME, ZAMAK
22001-APL	1-GANG INDICATOR FRAME, ZAMAK
22001-BNCL	1-GANG INDICATOR FRAME, ZAMAK
22001-BNL	1-GANG INDICATOR FRAME, ZAMAK
22001-BPCL	1-GANG INDICATOR FRAME, ZAMAK
22001-BPL	1-GANG INDICATOR FRAME, ZAMAK
22001-BSL	1-GANG INDICATOR FRAME, ZAMAK
22001-DGL	1-GANG INDICATOR FRAME, ZAMAK
22001-DMCL	1-GANG INDICATOR FRAME, ZAMAK
22001-DML	1-GANG INDICATOR FRAME, ZAMAK
22001-GCC	FRAME 1-GANG HORIZONTAL/VERTICAL, ZAM
22001-GCCL	1-GANG INDICATOR FRAME, ZAMAK
22001-MMCL	1-GANG INDICATOR FRAME, ZAMAK
22001-MSL	1-GANG INDICATOR FRAME, ZAMAK
22001-NECL	1-GANG INDICATOR FRAME, ZAMAK
22002-GCC	FRAME 2-GANG HORIZONTAL, ZAMAK
22003-GCC	FRAME 3-GANG HORIZONTAL, ZAMAK
22004-GCC	FRAME 4-GANG HORIZONTAL, ZAMAK
22049-AC	MULTI. SOCKET FOR DATA CONNECTORS
22049-AF	MULTI. SOCKET FOR DATA CONNECTORS
22049-AFX	MULTI. SOCKET FOR DATA CONNECTORS W/CLAWS
22049-AP	MULTI. SOCKET FOR DATA CONNECTORS
22049-BN	MULTI. SOCKET FOR DATA CONNECTORS
22049-BP	MULTI. SOCKET FOR DATA CONNECTORS
22049-BPX	MULTI. SOCKET FOR DATA CONNECTORS W/CLAWS
22049-BS	MULTI. SOCKET FOR DATA CONNECTORS
22049-BSX	MULTI. SOCKET FOR DATA CONNECTORS W/CLAWS
22049-DM	MULTI. SOCKET FOR DATA CONNECTORS
22049-DMX	MULTI. SOCKET FOR DATA CONNECTORS W/CLAWS
22049-MS	MULTI. SOCKET FOR DATA CONNECTORS
22080-AF	FRENCH PHONE CONNECTOR
22080-BP	FRENCH PHONE CONNECTOR (MABE PEARL WH)
22080-BS	FRENCH PHONE CONNECTOR
22080-DM	FRENCH PHONE CONNECTOR
22080-MS	FRENCH PHONE CONNECTOR
22102-GCC	FRAME 2-GANG VERTICAL, ZAMAK
22103-GCC	FRAME 3-GANG VERTICAL, ZAMAK
22104-GCC	FRAME 4-GANG VERTICAL, ZAMAK
22760-AF	POTENTIOMETER COVER & BUTTON
22760-AP	POTENTIOMETER COVER & BUTTON
22760-BN	POTENTIOMETER COVER & BUTTON
22760-BP	POTENTIOMETER COVER & BUTTON
22760-BS	POTENTIOMETER COVER & BUTTON
22760-DM	POTENTIOMETER COVER & BUTTON
22760-MS	POTENTIOMETER COVER & BUTTON
22796-AF	ROTARY SWITCH COVER AND BUTTON
22796-AP	ROTARY SWITCH COVER AND BUTTON
22796-BN	ROTARY SWITCH COVER AND BUTTON
22796-BP	ROTARY SWITCH COVER AND BUTTON
22796-BS	ROTARY SWITCH COVER AND BUTTON
22796-DM	ROTARY SWITCH COVER AND BUTTON
22796-MS	ROTARY SWITCH COVER AND BUTTON
23482-GL	VIVA, RJ11 CONNECTOR, LAVA GREY
23482-GLX	VIVA, RJ11 CONNECTOR, LAVA GREY, CLAWS
23482-PL	VIVA, RJ11 CONNECTOR, MOON SILVER
23482-PLX	VIVA, RJ11 CONNECTOR, MOON SIL. CLAWS
23482-X	VIVA, RJ11 CONNECTOR, CLAWS, WHITE
23586-2GL	VIVA, 2F RJ45 CONNECTOR CAT6, LAVA G
23586-2GLX	VIVA, 2F RJ45 CONNECT. CAT6,LAVA G,CLAW
23586-2PL	VIVA, 2F RJ45 CONNECTOR CAT6, MOON S
23586-2PLX	VIVA, 2F RJ45 CONNEX CAT6, MOON S, CLAW
23586-2X	VIVA, DOUBLE RJ45 CONNECTOR: CAT. 6, CLAWS, WHITE

23586-GL	VIVA, RJ45 CONNECTOR CAT6, LAVA GREY
23586-GLX	VIVA, RJ45 CONNECTOR CAT6, LAVA G, CLAWS
23586-PL	VIVA, RJ45 CONNECTOR CAT6, MOON SILVER
23586-PLX	VIVA, RJ45 CONNECTOR CAT6, MOON S, CLAWS
23586-X	VIVA, RJ45 CONNECTOR: CAT. 6, CLAWS, WHITE
2918	R-TV-SAT SOCKET 3 OUTPUTS
2921	R/TV-SAT SOCKET (INTERM. 6 TO 12)
2922	R/TV-SAT SOCKET (INTERM. 2 TO 5)
2923	R/TV-SAT SOCKET (FINAL)
2924	R/TV-SAT SOCKET (INDIVIDUAL OUTLET)
2932	TV-FM SOCKET (INST. SERIES FLOOR 2 TO 10)
S18001-A	IRIS, 1-GANG HORIZONTAL FRAME, BEIGE
S18002-A	IRIS, 2-GANG HORIZONTAL FRAME, BEIGE
S18003-A	IRIS, 3-GANG HORIZONTAL FRAME, BEIGE
S18004-A	IRIS, 4-GANG HORIZONTAL FRAME, BEIGE
S18005-A	IRIS, 5-GANG HORIZ. FRAME, BEIGE
S18102-A	IRIS, 2-GANG VERTICAL FRAME, BEIGE
S18103-A	IRIS, 3-GANG VERTICAL FRAME, BEIGE
S18104-A	IRIS, 4-GANG VERTICAL FRAME, BEIGE

Reference index

Reference	Page
0708.10	163
14129	214
16-BAST	197
16-BAST-G	197
16-GAR	95, 131, 165, 190, 197, 207
16000	215
16001	215
16002	215
16003	215
16028	214
16033	214
16034	212
16038	212
16082	213
16090	212
16095	213
16190	212
16310	215
16311	215
16312	215
16313	215
16321	214
16330	214
16331	214
16341	215
16342	215
16351	215
16352	215
16353	215
16505	196, 197, 210
16506	196, 197, 210
16507	196, 197, 210
16508	196, 210
16516	196, 197, 210
16522	211
16524	212
16525	211
16557	196, 210
16558	196, 210
16559	196, 210
16605	196, 210
16652-B	217
16653-B	217
16654-B	217
16656-B	217
16661-B	216
16662-B	216
16663-B	216
16664-B	216
16668	216
16705	210
16705-L	210
16708	210
16708-L	210
16716	210
16716-L	210
16717	210
16717-L	210
16722	211
16724	212
16724-R	212
16725	211
17028	214
17034	212
17082	213
17095	213
17596	211
17705	210
17705-L	210
17708	210
17708-L	210
17716	210
17716-L	210
17717	210
17717-L	210

Reference	Page
17760	213
17769	211
17796	211
17897	213
18001	96
18001-A	96
18001-AN	96
18001-BC	96
18001-BF	105
18001-CH	96
18001-MA	96
18001-OD	96
18002	96
18002-A	96
18002-AN	96
18002-BC	96
18002-BF	105
18002-CH	96
18002-MA	96
18002-OD	96
18003	96
18003-A	96
18003-AN	96
18003-BC	96
18003-BF	105
18003-CH	96
18003-MA	96
18003-OD	96
18004	96
18004-A	96
18004-AN	96
18004-BC	96
18004-BF	105
18004-CH	96
18004-MA	96
18004-OD	96
18005	96
18005-A	96
18005-AN	96
18005-BC	96
18005-CH	96
18005-MA	96
18005-OD	96
18011	97
18011-AC	97
18011-BF	105
18011-CH	97
18011-MA	97
18012	97
18012-AC	97
18012-BF	105
18012-CH	97
18012-MA	97
18013	97
18013-AC	97
18013-BF	105
18013-CH	97
18013-MA	97
18014	97
18014-AC	97
18014-BF	105
18014-CH	97
18014-MA	97
18024	68
18024-A	68
18029-AN	90
18029-MA	90
18033	92
18033-A	92
18033-AN	92
18033-CH	92
18033-MA	92
18033-OD	92
18039-1AZ	62, 118, 151
18039-2AZ	62, 118, 151

Reference	Page
18039-3AZ	62, 118, 151
18049	86
18049-AN	86
18049-CH	86
18049-MA	86
18049-OD	86
18068	65
18068-A	65
18068-AN	65
18068-BF	104
18068-CH	65
18068-MA	65
18068-OD	65
18102	96
18102-A	96
18102-AN	96
18102-BC	96
18102-BF	105
18102-CH	96
18102-MA	96
18102-OD	96
18103	96
18103-A	96
18103-AN	96
18103-BC	96
18103-CH	96
18103-MA	96
18103-OD	96
18104	96
18104-A	96
18104-AN	96
18104-BC	96
18104-CH	96
18104-MA	96
18104-OD	96
18112	97
18112-AC	97
18112-BF	105
18112-CH	97
18112-MA	97
18113	97
18113-AC	97
18113-CH	97
18113-MA	97
18144	93
18200	65
18200-A	65
18200-AN	65
18200-CH	65
18200-MA	65
18200-OD	65
18244	93
18320	80
18320-A	80
18320-AN	80
18320-CH	80
18320-HP	74
18320-HP-AN	74
18320-HP-CH	74
18320-HP-MA	74
18320-HP-OD	74
18320-MA	80
18320-OD	80
18330	80
18330-A	80
18330-AN	80
18330-BF	103
18330-CH	80
18330-MA	80
18330-OD	80
18341	81
18341-A	81
18341-AN	81
18341-CH	81
18341-MA	81

Reference index

Reference	Page
18341-OD	81
18505	56, 72, 102, 116, 148
18506	56, 72, 102, 116, 148
18506-L	57, 116, 148
18507	56, 72, 102, 116, 148
18508	58, 116, 148
18509	59, 72, 102, 117, 149
18510	59, 72, 102, 117, 149
18511	59, 63, 72, 102, 117, 119, 149, 151
18511-L	59, 117, 149
18512	61, 72, 102, 118, 150
18513	59, 72, 102, 117, 149
18515	60, 117, 149
18516	61, 72, 102, 118, 150
18521	64, 103, 202
18524	68, 73, 103, 121, 153
18524-USBC	69, 121, 153
18528	90, 202
18530	76, 201
18531	78, 201
18531-4	78, 201
18534	76, 202
18536	77, 201
18536-A	77, 201
18536-B	77, 201
18540	129, 164
18540-AM	164
18540-CM	129, 164
18540-PM	129
18544	92, 204
18555	93
18555-3	93, 128, 163, 204
18560	87, 204, 213
18562	87, 204, 213
18563-2	88, 204
18563-4	88, 204
18564	87, 204, 213
18565	63, 102, 119, 151, 198, 211
18569	63, 102, 119, 151, 198, 211
18572	71, 122, 154
18572-USBC	71, 184
18575	88
18576	89
18577	89
18578-HDMI	91, 127, 162
18578-HDMI-A	91, 127, 162
18578-HDMI-G	91, 127, 162
18586	75, 82, 126, 161, 203
18586-2	83, 126, 161, 203
18596	66
18598	64, 103, 202
18605	57, 116, 148
18606	57, 116, 148
18608	58, 116, 148
18630-AB	76
18630-C	76
18630-R	76
18630-V	76
18668	65, 202
18705	56
18705-A	56
18705-AL	56, 57
18705-AN	56
18705-ANL	56, 57
18705-BF	102
18705-CH	56
18705-CHL	56, 57
18705-IP	72
18705-IP-AN	72
18705-IP-CH	72
18705-IP-MA	72
18705-IP-OD	72
18705-L	56, 57
18705-MA	56
18705-MAL	56, 57

Reference	Page
18705-OD	56
18705-ODL	56, 57
18708	58
18708-AN	58
18708-ANL	58
18708-CH	58
18708-CHL	58
18708-L	58
18708-MA	58
18708-MAL	58
18708-OD	58
18708-ODL	58
18709	59
18709-A	59
18709-AL	59
18709-AN	59
18709-ANL	59
18709-BF	102
18709-CH	59
18709-CHL	59
18709-IP	72
18709-IP-AN	72
18709-IP-CH	72
18709-IP-MA	72
18709-IP-OD	72
18709-L	59
18709-MA	59
18709-MAL	59
18709-OD	59
18709-ODL	59
18714	62
18714-AN	62
18714-CH	62
18714-MA	62
18714-OD	62
18715	60
18715-AN	60
18715-ANL	60
18715-CH	60
18715-CHL	60
18715-L	60
18715-MA	60
18715-MAL	60
18715-OD	60
18715-ODL	60
18716	61
18716-A	61
18716-AL	61
18716-AN	61
18716-ANL	61
18716-BF	102
18716-CH	61
18716-CHL	61
18716-IP	72
18716-IP-AN	72
18716-IP-CH	72
18716-IP-MA	72
18716-IP-OD	72
18716-L	61
18716-MA	61
18716-MAL	61
18716-OD	61
18716-ODL	61
18717	61
18717-A	61
18717-AL	61
18717-AN	61
18717-ANL	61
18717-BF	102
18717-CH	61
18717-CHL	61
18717-IP	72
18717-IP-AN	72
18717-IP-CH	72
18717-IP-MA	72

Reference	Page
18717-IP-OD	72
18717-L	61
18717-MA	61
18717-MAL	61
18717-OD	61
18717-ODL	61
18724	68
18724-A	68
18724-AN	68
18724-CH	68
18724-MA	68
18724-OD	68
18724-R	68
18724-USBC	69
18724-USBC-AN	69
18724-USBC-CH	69
18724-USBC-MA	69
18724-USBC-OD	69
18725	68
18725-AN	68
18725-CH	68
18725-IP	73
18725-IP-AN	73
18725-IP-CH	73
18725-IP-MA	73
18725-IP-OD	73
18725-MA	68
18725-OD	68
18728	90
18728-CH	90
18728-OD	90
18730	76, 77, 88, 93
18730-A	76, 77, 88, 93
18730-AN	76, 77, 88, 93
18730-CH	76, 77, 88, 93
18730-MA	76, 77, 88, 93
18730-OD	76, 77, 88, 93
18732	70
18732-A	70
18732-AN	70
18732-ANL	70
18732-L	70
18732-MA	70
18732-MAL	70
18732-OD	70
18732-ODL	70
18734	64, 76
18734-A	64, 76
18734-AN	64, 76
18734-BF	103
18734-CH	64, 76
18734-MA	64, 76
18734-OD	64, 76
18742	78, 94
18742-A	78
18742-AN	78, 94
18742-CH	78, 94
18742-MA	78, 94
18742-OD	78, 94
18743	94
18743-A	94
18743-AN	94
18743-CH	94
18743-MA	94
18743-OD	94
18744	92
18744-AN	92
18744-CH	92
18744-MA	92
18744-OD	92
18749	67
18749-A	67
18749-AN	67
18749-CH	67
18749-MA	67

Reference index

Reference	Page	Reference	Page	Reference	Page
18749-OD	67	19582-1	75, 82, 84, 103, 125, 126, 127, 156, 161, 162, 203	21133-GS	202
18760	87	19682-1	83, 85, 126, 127, 161, 162, 203	21133-PL	202
18760-AN	87	19782	82, 84	21139-1	180, 196, 211
18760-CH	87	19782-A	82, 84	21139-2	180, 196, 211
18760-MA	87	19782-AN	82, 84	21200	202
18760-OD	87	19782-BF	103	21200-DP	202
18765	63	19782-CH	82, 84	21200-GL	202
18765-A	63	19782-IP	75	21200-GS	202
18765-AN	63	19782-IP-AN	75	21200-PL	202
18765-BF	102	19782-IP-CH	75	21211	206
18765-CH	63	19782-IP-MA	75	21211-GS	206
18765-MA	63	19782-IP-OD	75	21211-PL	206
18765-OD	63	19782-MA	82, 84	21212	206
18772	71	19782-OD	82, 84	21212-GS	206
18772-A	71	19783	82, 84	21212-PL	206
18772-AN	71	19783-A	84	21213	206
18772-CH	71	19783-AN	82, 84	21213-GS	206
18772-MA	71	19783-CH	82, 84	21213-PL	206
18772-OD	71	19783-MA	82, 84	21214	206
18772-USBC	71	19783-OD	82, 84	21214-GS	206
18772-USBC-AN	71	19882	83, 85	21214-PL	206
18772-USBC-CH	71	19882-A	83, 85	21312	206
18772-USBC-MA	71	19882-AN	83, 85	21312-GS	206
18772-USBC-OD	71	19882-CH	83, 85	21312-PL	206
18776	89	19882-MA	83, 85	21313	206
18776-AN	89	19882-OD	83, 85	21313-GS	206
18776-CH	89	19883	83, 85	21313-PL	206
18776-MA	89	19883-A	85	21314	206
18776-OD	89	19883-AN	83, 85	21314-GS	206
18778	91	19883-CH	83, 85	21314-PL	206
18778-A	91	19883-MA	83, 85	21320	205
18778-AN	91	19883-OD	83, 85	21320-DP	205
18778-CH	91	21011	206	21320-GL	205
18778-MA	91	21011-DP	206	21320-GS	205
18778-OD	91	21011-GL	206	21320-PL	205
18784	79	21011-GS	206	21330	205
18784-A	79	21011-PL	206	21330-DP	205
18784-AN	79	21012	206	21330-GL	205
18784-CH	79	21012-DP	206	21330-GS	205
18784-MA	79	21012-GL	206	21330-PL	205
18784-OD	79	21012-GS	206	21341	205
18796	66	21012-PL	206	21341-DP	205
18796-A	66	21013	206	21341-GL	205
18796-AN	66	21013-DP	206	21341-GS	205
18796-CH	66	21013-GL	206	21341-PL	205
18796-MA	66	21013-GS	206	21524	200
18796-OD	66	21013-PL	206	21550-X	67, 120, 152, 181, 199
18868	65	21014	206	21553-X	67, 120, 152, 181, 199
18868-A	65	21014-DP	206	21555-X	67, 120, 152, 181, 199
18868-AN	65	21014-GL	206	2158000	95, 131, 165, 190, 207, 228
18868-CH	65	21014-GS	206	21600	206
18868-MA	65	21014-PL	206	21600-NG	206
18868-OD	65	21029	202	21600-NI	206
18882	88, 89	21029-DP	202	21600-NIM	206
18882-A	88, 89	21029-GL	202	21600-OR	206
18882-AN	88, 89	21029-GS	202	21600-ORM	206
18882-CH	88, 89	21029-PL	202	21705	196
18882-MA	88, 89	21112	206	21705-DP	196
18882-OD	88, 89	21112-DP	206	21705-GL	196
19039-AZ	119, 151, 189	21112-GL	206	21705-GS	196
19505-X	124, 155	21112-GS	206	21705-PL	196
19506-X	124, 155	21112-PL	206	21708	196
19507-X	124, 155	21113	206	21708-DP	196
19509-X	124, 155	21113-DP	206	21708-DPL	196
19510-X	124, 155	21113-GL	206	21708-GL	196
19511-2X	124, 129, 155, 164	21113-GS	206	21708-GLL	196
19511-X	124, 155	21113-PL	206	21708-GS	196
19516-X	124, 129, 155, 164	21114	206	21708-GSL	196
19532	70, 122, 125, 153, 154, 156	21114-DP	196	21708-L	196
19532-X	70, 122, 125, 153, 154, 156	21114-GL	206	21708-PL	196
19563-2	127, 163	21114-GS	206	21708-PLL	196
19563-4	127, 163	21114-PL	206	21709	197
19565-X	124, 155	21133	202	21709-DP	197
19569-X	124, 155	21133-DP	202	21709-DPL	197
19582	82, 126, 161, 203	21133-GL	202	21709-GL	197

Reference index

Reference	Page	Reference	Page	Reference	Page
21709-GLL	197	21795-PL	203	22004-MS	98
21709-GS	197	21813	200	22004-NEC	99
21709-GSL	197	21813-DP	200	22029-AC	90
21709-L	197	21813-GL	200	22029-AF	90
21709-PL	197	21813-GS	200	22029-AP	90
21709-PLL	197	21813-PL	200	22029-BN	90
21716	196	21868	202	22029-BP	90
21716-DP	196	21868-DP	202	22029-BS	90
21716-DPL	196	21868-GL	202	22029-DM	90
21716-GL	196	21868-GS	202	22029-MS	90
21716-GLL	196	21868-PL	202	22033-AC	92
21716-GS	196	21882	203	22033-BN	92
21716-GSL	196	21882-DP	203	22033-BS	92
21716-L	196	21882-GL	203	22033-MS	92
21716-PL	196	21882-GS	203	22049-AC	86
21716-PLL	196	21882-PL	203	22049-AF	86
21717	196	21924	200	22049-AP	86
21717-DP	196	22001-AF	98	22049-BN	86
21717-DPL	196	22001-AFC	98	22049-BP	86
21717-GL	196	22001-AG	99	22049-BS	86
21717-GLL	196	22001-AP	98	22049-DM	86
21717-GS	196	22001-BN	98	22049-MS	86
21717-GSL	196	22001-BNC	98	22068-AC	65
21717-L	196	22001-BP	98	22068-AF	65
21717-PL	196	22001-BPC	98	22068-AP	65
21717-PLL	196	22001-BS	98	22068-BN	65
21724	200	22001-DG	99	22068-BP	65
21724-DP	200	22001-DM	98	22068-BS	65
21724-GL	200	22001-DMC	98	22068-DM	65
21724-GS	200	22001-MMC	99	22068-MS	65
21724-PL	200	22001-MS	98	22102-AF	98
21724-R	200	22001-NEC	99	22102-AFC	98
21728	202	22002-AF	98	22102-AG	99
21728-DP	202	22002-AFC	98	22102-AP	98
21728-GL	202	22002-AG	99	22102-BN	98
21728-GS	202	22002-AP	98	22102-BNC	98
21728-PL	202	22002-BN	98	22102-BP	98
21734	202	22002-BNC	98	22102-BPC	98
21734-DP	202	22002-BP	98	22102-BS	98
21734-GL	202	22002-BPC	98	22102-DG	99
21734-GS	202	22002-BS	98	22102-DM	98
21734-PL	202	22002-DG	99	22102-DMC	98
21742	201, 204	22002-DM	98	22102-MMC	99
21742-N	201, 204	22002-DMC	98	22102-MS	98
21743	204	22002-MMC	99	22102-NEC	99
21743-N	204	22002-MS	98	22103-AF	98
21744	204	22002-NEC	99	22103-AFC	98
21744-DP	204	22003-AF	98	22103-AG	99
21744-GL	204	22003-AFC	98	22103-AP	98
21744-GS	204	22003-AG	99	22103-BN	98
21744-PL	204	22003-AP	98	22103-BNC	98
21749	199	22003-BN	98	22103-BP	98
21749-DP	199	22003-BNC	98	22103-BPC	98
21749-GL	199	22003-BP	98	22103-BS	98
21749-GS	199	22003-BPC	98	22103-DG	99
21749-PL	199	22003-BS	98	22103-DM	98
21760	204	22003-DG	99	22103-DMC	98
21760-DP	204	22003-DM	98	22103-MMC	99
21760-GL	204	22003-DMC	98	22103-MS	98
21760-GS	204	22003-MMC	99	22103-NEC	99
21760-PL	204	22003-MS	98	22104-AF	98
21763	201, 204	22003-NEC	99	22104-AFC	98
21763-DP	201, 204	22004-AF	98	22104-AG	99
21763-GL	201, 204	22004-AFC	98	22104-AP	98
21763-GS	201, 204	22004-AG	99	22104-BN	98
21763-PL	201, 204	22004-AP	98	22104-BNC	98
21765	198	22004-BN	98	22104-BP	98
21765-DP	198	22004-BPC	98	22104-BPC	98
21765-GL	198	22004-BP	98	22104-BS	98
21765-GS	198	22004-BPC	98	22104-DG	99
21765-PL	198	22004-BS	98	22104-DM	98
21795	203	22004-DG	99	22104-DMC	98
21795-DP	203	22004-DM	98	22104-MMC	99
21795-GL	203	22004-DMC	98	22104-MS	98
21795-GS	203	22004-MMC	99	22104-NEC	99

Reference index

Reference	Page	Reference	Page	Reference	Page
2224-B	69, 184, 227	22709-BPL	59	22724-AC	68
2225	69, 184, 227	22709-BS	59	22724-AF	68
22320-AC	80	22709-BSL	59	22724-AP	68
22320-AF	80	22709-DM	59	22724-BN	68
22320-AP	80	22709-DML	59	22724-BP	68
22320-BN	80	22709-IP-AC	72	22724-BS	68
22320-BP	80	22709-IP-AF	72	22724-DM	68
22320-BS	80	22709-IP-BP	72	22724-MS	68
22320-DM	80	22709-IP-BS	72	22724-USBC-AC	69
22320-IP-AC	74	22709-MS	59	22724-USBC-AF	69
22320-IP-AF	74	22709-MSL	59	22724-USBC-AP	69
22320-IP-BP	74	22714-AC	62	22724-USBC-BN	69
22320-IP-BS	74	22714-AF	62	22724-USBC-BP	69
22320-MS	80	22714-AP	62	22724-USBC-BS	69
22330-AC	80	22714-BN	62	22724-USBC-DM	69
22330-AF	80	22714-BP	62	22724-USBC-MS	69
22330-AP	80	22714-BS	62	22725-AC	68
22330-BN	80	22714-DM	62	22725-AF	68
22330-BP	80	22714-MS	62	22725-BP	68
22330-BS	80	22715-AC	60	22725-BS	68
22330-DM	80	22715-ACL	60	22725-IP-AC	73
22330-MS	80	22715-AF	60	22725-IP-AF	73
22341-AC	81	22715-AFL	60	22725-IP-BP	73
22341-AF	81	22715-AP	60	22725-IP-BS	73
22341-AP	81	22715-APL	60	22728-AC	90
22341-BN	81	22715-BN	60	22728-AF	90
22341-BP	81	22715-BNL	60	22728-AP	90
22341-BS	81	22715-BP	60	22728-BN	90
22341-DM	81	22715-BPL	60	22728-BP	90
22341-MS	81	22715-BS	60	22728-BS	90
22705-AC	56	22715-BSL	60	22728-DM	90
22705-ACL	56, 57	22715-DM	60	22728-MS	90
22705-AF	56	22715-DML	60	22730-AC	76, 77, 88, 93
22705-AFL	56, 57	22715-MS	60	22730-AF	76, 77, 88, 93
22705-AP	56	22715-MSL	60	22730-AP	76, 77, 88, 93
22705-APL	56, 57	22716-AC	61	22730-BN	76, 77, 88, 93
22705-BN	56	22716-ACL	61	22730-BP	76, 77, 88, 93
22705-BNL	56, 57	22716-AF	61	22730-BS	76, 77, 88, 93
22705-BP	56	22716-AFL	61	22730-DM	76, 77, 88, 93
22705-BPL	56, 57	22716-AP	61	22730-MS	76, 77, 88, 93
22705-BS	56	22716-APL	61	22732-AC	70
22705-BSL	56, 57	22716-BN	61	22732-ACL	70
22705-DM	56	22716-BNL	61	22732-AF	70
22705-DML	56, 57	22716-BP	61	22732-AFL	70
22705-IP-AC	72	22716-BPL	61	22732-AP	70
22705-IP-AF	72	22716-BS	61	22732-APL	70
22705-IP-BP	72	22716-BSL	61	22732-BN	70
22705-IP-BS	72	22716-DM	61	22732-BNL	70
22705-MS	56	22716-DML	61	22732-BP	70
22705-MSL	56, 57	22716-IP-AC	72	22732-BPL	70
22708-AC	58	22716-IP-AF	72	22732-BS	70
22708-ACL	58	22716-IP-BP	72	22732-BSL	70
22708-AF	58	22716-IP-BS	72	22732-DM	70
22708-AFL	58	22716-MS	61	22732-DML	70
22708-AP	58	22716-MSL	61	22732-MS	70
22708-APL	58	22717-AC	61	22732-MSL	70
22708-BN	58	22717-ACL	61	22734-AC	64, 76
22708-BNL	58	22717-AF	61	22734-AF	64, 76
22708-BP	58	22717-AFL	61	22734-AP	64, 76
22708-BPL	58	22717-AP	61	22734-BN	64, 76
22708-BS	58	22717-APL	61	22734-BP	64, 76
22708-BSL	58	22717-BP	61	22734-BS	64, 76
22708-DM	58	22717-BNL	61	22734-DM	64, 76
22708-DML	58	22717-BP	61	22734-MS	64, 76
22708-MS	58	22717-BPL	61	22742-AC	78, 94
22708-MSL	58	22717-BS	61	22742-AF	78, 94
22709-AC	59	22717-BSL	61	22742-AP	78, 94
22709-ACL	59	22717-DM	61	22742-BN	78, 94
22709-AF	59	22717-DML	61	22742-BP	78, 94
22709-AFL	59	22717-IP-AC	72	22742-BS	78, 94
22709-AP	59	22717-IP-AF	72	22742-DM	78, 94
22709-APL	59	22717-IP-BP	72	22742-MS	78, 94
22709-BN	59	22717-IP-BS	72	22743-AC	94
22709-BNL	59	22717-MS	61	22743-AF	94
22709-BP	59	22717-MSL	61	22743-AP	94

Reference index

Reference	Page	Reference	Page	Reference	Page
22743-BN	94	22783-BS	83, 85	23201-NP	189
22743-BP	94	22783-DM	83, 85	23201-PL	189
22743-BS	94	22783-MS	83, 85	23244	128, 163, 189
22743-DM	94	22784-AC	79	23244-GL	189
22743-MS	94	22784-AF	79	23244-PL	189
22744-AC	92	22784-AP	79	23330	187
22744-AF	92	22784-BN	79	23330-GL	187
22744-AP	92	22784-BP	79	23330-PL	187
22744-BN	92	22784-BS	79	23341	187
22744-BP	92	22784-DM	79	23341-GL	187
22744-BS	92	22784-MS	79	23341-PL	187
22744-DM	92	22796-AC	66	2341	95, 131, 165, 190, 207, 228
22744-MS	92	22882-AC	88, 89	2342	95, 131, 165, 190, 207, 228
22749-AC	67	22882-AF	88, 89	2343	95, 131, 165, 190, 207, 228
22749-AF	67	22882-AP	88, 89	2344	95, 131, 165, 190, 228
22749-AP	67	22882-BN	88, 89	2345	95, 131, 165, 228
22749-BN	67	22882-BP	88, 89	23460	190, 207, 227
22749-BS	67	22882-BS	88, 89	23460-GL	190, 207, 227
22749-DM	67	22882-DM	88, 89	23460-PL	190, 207, 227
22749-MS	67	22882-MS	88, 89	23461	190, 207, 227
22760-AC	87	22883-AC	82, 84	23461-GL	190, 207, 227
22765-AC	63	22883-AF	82, 84	23461-PL	190, 207, 227
22765-BN	63	22883-AP	82, 84	23482	185
22765-BS	63	22883-BN	82, 84	23482-GL	185
22765-MS	63	22883-BP	82, 84	23482-GLX	185
22772-AC	71	22883-BS	82, 84	23482-PL	185
22772-AF	71	22883-DM	82, 84	23482-PLX	185
22772-AP	71	22883-MS	82, 84	23482-X	185
22772-BN	71	22983-AC	83, 85	23505	178
22772-BP	71	22983-AF	83, 85	23505-GL	178
22772-BS	71	22983-AP	83, 85	23505-GLL	179
22772-DM	71	22983-BN	83, 85	23505-GLLX	179
22772-MS	71	22983-BP	83, 85	23505-GLX	178
22772-USBC-AC	71	22983-BS	83, 85	23505-PL	178
22772-USBC-AF	71	22983-DM	83, 85	23505-PLL	179
22772-USBC-AP	71	22983-MS	83, 85	23505-PLX	179
22772-USBC-BN	71	23001	191	23505-PLX	178
22772-USBC-BP	71	23001-A	191	23505-X	178
22772-USBC-BS	71	23001-GL	191	23506	178
22772-USBC-DM	71	23001-GP	191	23506-GL	178
22772-USBC-MS	71	23001-NP	191	23506-GLL	179
22776-AC	89	23001-PL	191	23506-GLLX	179
22776-AF	89	23002	191	23506-GLX	178
22776-AP	89	23002-A	191	23506-PL	178
22776-BN	89	23002-GL	191	23506-PLL	179
22776-BP	89	23002-GP	191	23506-PLX	179
22776-BS	89	23002-NP	191	23506-PLX	178
22776-DM	89	23002-PL	191	23506-X	178
22776-MS	89	23003	191	23507	178
22778-AC	91	23003-A	191	23507-2	178
22778-AF	91	23003-GL	191	23507-2GL	178
22778-AP	91	23003-GP	191	23507-2GLL	179
22778-BN	91	23003-NP	191	23507-2PL	178
22778-BP	91	23003-PL	191	23507-2PLL	179
22778-BS	91	23004	191	23507-GL	178
22778-DM	91	23004-A	191	23507-GLL	179
22778-MS	91	23004-GL	191	23507-GLLX	179
22782-AC	82	23004-GP	191	23507-GLX	178
22782-AF	82, 84	23004-NP	191	23507-PL	178
22782-BN	82	23004-PL	191	23507-PLL	179
22782-BP	82, 84	23033	188	23507-PLX	179
22782-BS	82	23033-GL	188	23507-PLX	178
22782-DM	82, 84	23033-GLX	188	23507-X	178
22782-IP-AC	75	23033-PL	188	23508	178
22782-IP-AF	75	23033-PLX	188	23508-GL	178
22782-IP-BP	75	23033-X	188	23508-PL	178
22782-IP-BS	75	23068-GL	189	23509	178
22782-MS	82	23068-PL	189	23509-GL	178
22783-AC	83, 85	23144	128, 163, 189	23509-GLL	179
22783-AF	83, 85	23144-GL	189	23509-GLLX	179
22783-BN	83, 85	23144-PL	189	23509-GLX	178
22783-BP	83, 85	23201	189	23509-PL	178
		23201-A	189	23509-PLL	179
		23201-GL	189	23509-PLLX	179
		23201-GP	189	23509-PLX	178

Reference index

Reference	Page	Reference	Page	Reference	Page
23509-X	178	23526-3PLX	183	23729	181
23510	178	23526-3X	183	23729-GL	181
23510-GL	178	23526-USBC	182	23729-PL	181
23510-GLL	179	23526-USBC-GL	182	2373-I	95, 131, 165, 190, 207, 228
23510-GLLX	179	23526-USBC-PL	182	2374-I	95, 131, 165, 190, 207, 228
23510-GLX	178	23531	188	23772-USBC	184
23510-PL	178	23531-3	188	23772-USBC-GL	184
23510-PLL	179	23531-3PL	188	23772-USBC-PL	184
23510-PLLX	179	23531-GL	188	2393	63, 119, 151, 198
23510-PLX	178	23531-PL	188	2394	122, 154
23510-X	178	23534	188	2395	122, 125, 154, 156
23511	178	23534-GL	188	2396	124, 155
23511-GL	178	23534-GLX	188	2918	81, 123, 160, 187, 205
23511-PL	178	23534-PL	188	2921	74, 80, 123, 125, 156, 160, 187, 205, 214
23516	178	23534-PLX	188	2922	74, 80, 123, 125, 156, 160, 187, 205, 214
23516-1	178	23534-X	188	2923	74, 80, 123, 125, 156, 160, 187, 205, 214
23516-1GL	178	23536	188	2924	74, 80, 123, 125, 156, 160, 187, 205, 214
23516-1GLL	179	23536-GL	188	2932	74, 103, 123, 125, 156, 160, 187, 205, 214
23516-1GLLX	179	23536-GLX	188	2933	74, 80, 103, 123, 125, 156, 160, 187, 205, 214
23516-1GLX	178	23536-PL	188	2934	74, 80, 103, 123, 125, 156, 160, 187, 205, 214
23516-1PL	178	23536-PLX	188	3139	62, 118, 151, 180, 198, 211
23516-1PLL	179	23536-X	188	3186-B	75, 82, 83, 125, 126, 156, 161, 185, 203
23516-1PLLX	179	23555-3	182	3190	84, 85, 127, 162, 186, 203
23516-1PLX	178	23555-3GL	182	3191	84, 85, 127, 162, 186, 203
23516-1X	178	23555-3PL	182	3201	95, 131, 165, 190, 207, 228
23516-2	178	23557	178	4020	242
23516-2GL	178	23557-GL	178	4022	242
23516-2GLL	179	23557-PL	178	4030	242
23516-2GLLX	179	23558	178	4032	242
23516-2GLX	178	23558-GL	178	4040	242
23516-2L	179	23558-GLL	179	4042	242
23516-2LX	179	23558-PL	178	4050	242
23516-2PL	178	23558-PLL	179	4052	242
23516-2PLL	179	23559	178	4053	242
23516-2PLLX	179	23559-GL	178	4060	242
23516-2PLX	178	23559-PL	178	4060-C	242
23516-2X	178	23565	180	4061	242
23516-3GLL	179	23565-GL	180	4061-C	242
23516-3GLLX	179	23565-PL	180	4062	242
23516-3L	179	23569	180	4062-C	242
23516-3LX	179	23569-GL	180	4063	242
23516-3PLL	179	23569-GLX	180	4065	242
23516-3PLLX	179	23569-PL	180	4066	242
23516-GL	178	23569-PLX	180	498-10	214
23516-GLL	179	23569-X	180	498-4	214
23516-GLLX	179	23572	183	498-6	214
23516-GLX	178	23572-2	183	5892000	95, 131, 165, 190, 207, 228
23516-PL	178	23572-2GL	183	5893000	95, 131, 165, 190, 207, 228
23516-PLL	179	23572-2GLX	183	59001	166
23516-PLLX	179	23572-2PL	183	59001-AE	166
23516-PLX	178	23572-2PLX	183	59001-AJ	167
23516-X	178	23572-2X	183	59001-AL	167
23524	182	23572-GL	183	59001-AM	166
23524-GL	182	23572-GLX	183	59001-AO	167
23524-GLX	182	23572-PL	183	59001-AR	167
23524-PL	182	23572-PLX	183	59001-BM	166
23524-PLX	182	23572-X	183	59001-CB	166
23524-R	182	23578-HDMI	188	59001-CE	167
23524-X	182	23578-HDMI-GL	188	59001-CM	166
23526-1	183	23578-HDMI-PL	188	59001-HA	167
23526-1GL	183	23586	185	59001-NE	166
23526-1GLX	183	23586-2	185	59001-NM	166
23526-1PL	183	2368	65, 104	59001-RO	166
23526-1PLX	183	23682-1	185, 186	59001-VG	166
23526-1X	183	23682-1GL	185, 186	59001-WE	167
23526-2	183	23682-1GLX	185, 186	59002	166
23526-2GL	183	23682-1PL	185, 186	59002-AE	166
23526-2GLX	183	23682-1PLX	185, 186	59002-AJ	167
23526-2PL	183	23682-1X	185, 186	59002-AL	167
23526-2PLX	183	23682-2	185, 186	59002-AM	166
23526-2X	183	23682-2GL	185, 186	59002-AO	167
23526-3	183	23682-2GLX	185, 186	59002-AR	167
23526-3GL	183	23682-2PL	185, 186	59002-BM	166
23526-3GLX	183	23682-2PLX	185, 186	59002-CB	166
23526-3PL	183	23682-2X	185, 186	59002-CE	167

Reference index

Reference	Page	Reference	Page	Reference	Page
59002-CM	166	59330-BM	160	59715-AMC	149
59002-HA	167	59330-CM	160	59715-BM	149
59002-NE	166	59330-NM	160	59715-BMC	149
59002-NM	166	59341	160	59715-C	149
59002-RO	166	59341-AM	160	59715-CM	149
59002-VG	166	59341-BM	160	59715-CMC	149
59002-WE	167	59341-CM	160	59715-NM	149
59003	166	59341-NM	160	59715-NMC	149
59003-AE	166	59560	163	59716	150
59003-AJ	167	59705	148	59716-AM	150
59003-AL	167	59705-AM	148	59716-AMC	150
59003-AM	166	59705-AMC	148	59716-AMCL	150
59003-AO	167	59705-AMCL	148	59716-AML	150
59003-AR	167	59705-AML	148	59716-BM	150
59003-BM	166	59705-BM	148	59716-BMC	150
59003-CB	166	59705-BMC	148	59716-BMCL	150
59003-CE	167	59705-BMCL	148	59716-BML	150
59003-CM	166	59705-BML	148	59716-C	150
59003-HA	167	59705-C	148	59716-CL	150
59003-NE	166	59705-CBMCL	148	59716-CM	150
59003-NM	166	59705-CL	148	59716-CMC	150
59003-RO	166	59705-CM	148	59716-CMCL	150
59003-VG	166	59705-CMC	148	59716-CML	150
59003-WE	167	59705-CMCL	148	59716-IP	155
59004	166	59705-CML	148	59716-IP-AM	155
59004-AE	166	59705-IP	155	59716-IP-CM	155
59004-AJ	167	59705-IP-AM	155	59716-IP-NM	155
59004-AL	167	59705-IP-CM	155	59716-L	150
59004-AM	166	59705-IP-NM	155	59716-NM	150
59004-AO	167	59705-L	148	59716-NMC	150
59004-AR	167	59705-NM	148	59716-NMCL	150
59004-BM	166	59705-NMC	148	59716-NML	150
59004-CB	166	59705-NMCL	148	59717	150
59004-CE	167	59705-NML	148	59717-AM	150
59004-CM	166	59708	148	59717-AMC	150
59004-HA	167	59708-AM	148	59717-AMCL	150
59004-NE	166	59708-AMC	148	59717-BM	150
59004-NM	166	59708-AMCL	148	59717-BMC	150
59004-RO	166	59708-BM	148	59717-BMCL	150
59004-VG	166	59708-BMC	148	59717-C	150
59004-WE	167	59708-BMCL	148	59717-CL	150
59005	166	59708-C	148	59717-CM	150
59005-AE	166	59708-CL	148	59717-CMC	150
59005-AL	167	59708-CM	148	59717-CMCL	150
59005-AM	166	59708-CMC	148	59717-NM	150
59005-AO	167	59708-CMCL	148	59717-NMC	150
59005-BM	166	59708-NM	148	59717-NMCL	150
59005-CB	166	59708-NMC	148	59724	153
59005-CM	166	59708-NMCL	148	59724-AM	153
59005-NE	166	59709	149	59724-BM	153
59005-NM	166	59709-AM	149	59724-CM	153
59005-RO	166	59709-AMC	149	59724-NM	153
59005-VG	166	59709-AMCL	149	59732	153
59033	164	59709-AML	149	59732-AM	153
59033-AM	164	59709-BM	149	59732-BM	153
59033-BM	164	59709-BMC	149	59732-CM	153
59033-CM	164	59709-BMCL	149	59732-E	153
59033-NM	164	59709-BML	149	59732-E-AM	153
59068	151, 189	59709-C	149	59732-E-CM	153
59068-AM	151	59709-CL	149	59732-EI	153
59068-BM	151	59709-CM	149	59732-EI-AM	153
59068-CM	151	59709-CMC	149	59732-EI-CM	153
59068-NM	151	59709-CMCL	149	59732-NM	153
59144-AM	163	59709-CML	149	59732-RD	153
59144-CM	163	59709-IP	155	59734	164
59170	164	59709-IP-AM	155	59734-AM	164
59244-AM	163	59709-IP-CM	155	59734-BM	164
59244-CM	163	59709-IP-NM	155	59734-CM	164
59320-IP	156	59709-L	149	59734-NM	164
59320-IP-AM	156	59709-NM	149	59740	164
59320-IP-BM	156	59709-NMC	149	59740-AM	164
59320-IP-CM	156	59709-NMCL	149	59740-BM	164
59320-IP-NM	156	59709-NML	149	59740-CM	164
59330	160	59715	149	59740-NM	164
59330-AM	160	59715-AM	149	59744	164

Reference index

Reference	Page	Reference	Page	Reference	Page
59744-AM	164	61002	131	61466	130
59744-CM	164	61002-AC	131	61467	130
59749	152	61002-BM	131	61560	127
59749-AM	152	61002-CH	131	61560-AC	127
59749-BM	152	61002-DM	131	61560-BM	127
59749-CM	152	61002-NM	131	61560-CH	127
59749-NM	152	61002-PM	131	61560-DM	127
59755	128, 163	61003	131	61560-NM	127
59755-AM	163	61003-AC	131	61560-PM	127
59755-BM	163	61003-BM	131	61705	116
59755-CM	163	61003-CH	131	61705-AC	116
59755-NM	163	61003-DM	131	61705-ACL	116
59765	151	61003-NM	131	61705-BM	116
59765-AM	151	61003-PM	131	61705-BML	116
59765-AMC	151	61004	131	61705-CH	116
59765-BM	151	61004-AC	131	61705-CHL	116
59765-BMC	151	61004-BM	131	61705-DM	116
59765-C	151	61004-CH	131	61705-DML	116
59765-CM	151	61004-DM	131	61705-IP	124
59765-CMC	151	61004-NM	131	61705-IP-AC	124
59765-IP	155	61004-PM	131	61705-IP-BM	124
59765-IP-AM	155	61005	131	61705-IP-CH	124
59765-IP-CM	155	61005-AC	131	61705-IP-DM	124
59765-IP-NM	155	61005-BM	131	61705-IP-NM	124
59765-NM	151	61005-CH	131	61705-IP-PM	124
59765-NMC	151	61005-DM	131	61705-L	116
59772	154	61005-NM	131	61705-NM	116
59772-AM	154	61005-PM	131	61705-NML	116
59772-BM	154	61033	129	61705-PM	116
59772-CM	154	61033-AC	129	61705-PML	116
59772-NM	154	61033-BM	129	61708	116
59778	162, 163	61033-CH	129	61708-AC	116
59778-AM	162, 163	61033-DM	129	61708-ACL	116
59778-BM	162, 163	61033-NM	129	61708-BM	116
59778-CM	162, 163	61033-PM	129	61708-BML	116
59778-NM	162, 163	61068	119	61708-CH	116
59782	161, 162	61068-AC	119	61708-CHL	116
59782-AM	161, 162	61068-BM	119	61708-DM	116
59782-BM	161, 162	61068-CH	119	61708-DML	116
59782-CM	161, 162	61068-DM	119	61708-L	116
59782-IP	156	61068-NM	119	61708-NM	116
59782-IP-AM	156	61068-PM	119	61708-NML	116
59782-IP-BM	156	61144-AC	128	61708-PM	116
59782-IP-CM	156	61144-CH	128	61708-PML	116
59782-IP-NM	156	61144-DM	128	61709	117
59782-NM	161, 162	61144-PM	128	61709-AC	117
59814	154	61170	129	61709-ACL	117
59814-AM	154	61170-AC	129	61709-BM	117
59814-BM	154	61170-BM	129	61709-BML	117
59814-CM	154	61170-CH	129	61709-CH	117
59814-E	154	61170-DM	129	61709-CHL	117
59814-E-AM	154	61170-NM	129	61709-DM	117
59814-E-CM	154	61170-PM	129	61709-DML	117
59814-IP	156	61244-AC	128	61709-L	117
59814-IP-AM	156	61244-CH	128	61709-NM	117
59814-IP-BM	156	61244-DM	128	61709-NML	117
59814-IP-CM	156	61244-PM	128	61709-PM	117
59814-IP-NM	156	61320-IP	125	61709-PML	117
59814-K	154	61320-IP-AC	125	61715	117
59814-K-AM	154	61320-IP-CH	125	61715-AC	117
59814-K-CM	154	61320-IP-DM	125	61715-BM	117
59814-NM	154	61320-IP-PM	125	61715-CH	117
59882	161, 162	61330	123	61715-DM	117
59882-AM	161, 162	61330-AC	123	61715-NM	117
59882-BM	161, 162	61330-BM	123	61715-PM	117
59882-CM	161, 162	61330-CH	123	61716	118
59882-NM	161, 162	61330-DM	123	61716-AC	118
610-B	227	61330-NM	123	61716-ACL	118
61001	131	61330-PM	123	61716-BM	118
61001-AC	131	61461	130	61716-BML	118
61001-BM	131	61461-PM	130	61716-CH	118
61001-CH	131	61462	130	61716-CHL	118
61001-DM	131	61462-PM	130	61716-DM	118
61001-NM	131	61463	130	61716-DML	118
61001-PM	131	61463-PM	130	61716-IP	124

Reference index

Reference	Page	Reference	Page	Reference	Page
61716-IP-AC	124	61749-AC	120	6290-M16	242
61716-IP-ACL	124	61749-BM	120	6290-M20	242
61716-IP-BM	124	61749-CH	120	6290-M25	242
61716-IP-BML	124	61749-DM	120	6290-M32	242
61716-IP-CH	124	61749-NM	120	6290-M40	242
61716-IP-CHL	124	61749-PM	120	6290-M50	242
61716-IP-DM	124	61755-AC	128	61732-EI	121
61716-IP-DML	124	61755-BM	128	CT-71013	234
61716-IP-L	124	61755-CH	128	CT-71014	234
61716-IP-NM	124	61755-DM	128	CT-71015	234
61716-IP-NML	124	61755-NM	128	CT-71023	234
61716-IP-PM	124	61755-PM	128	CT-71024	234
61716-IP-PML	124	61765	119	CT-71025	234
61716-L	118	61765-AC	119	CT-71213	233
61716-NM	118	61765-BM	119	CT-71214	233
61716-NML	118	61765-CH	119	CT-71215	233
61716-PM	118	61765-DM	119	CT-71223	233
61716-PML	118	61765-IP	124	CT-71224	233
61717	118	61765-IP-AC	124	CT-71225	233
61717-AC	118	61765-IP-BM	124	CT-71363	232
61717-ACL	118	61765-IP-CH	124	CT-71367	232
61717-BM	118	61765-IP-DM	124	CT-71473	232
61717-BML	118	61765-IP-NM	124	CT-71477	232
61717-CH	118	61765-IP-PM	124	CT-71483	232
61717-CHL	118	61765-NM	119	CT-71487	232
61717-DM	118	61765-PM	119	CT-73303	233
61717-DML	118	61772	122	CT-73306	233
61717-L	118	61772-AC	122	CT-73413	233
61717-NM	118	61772-BM	122	CT-73416	233
61717-NML	118	61772-CH	122	CT-73423	233
61717-PM	118	61772-DM	122	CT-73426	233
61717-PML	118	61772-NM	122	CT-75302	234
61732	121	61772-PM	122	CT-75412	234
61732-AC	121	61778	127	CT-75422	234
61732-BM	121	61778-AC	127	CT-77303	234
61732-CH	121	61778-BM	127	CT-77306	234
61732-DM	121	61778-CH	127	CT-77413	234
61732-EI-AC	121	61778-DM	127	CT-77416	234
61732-EI-BM	121	61778-NM	127	CT-77423	234
61732-EI-CH	121	61778-PM	127	CT-77426	234
61732-EI-DM	121	61782	126, 127	CT-9945	235
61732-EI-NM	121	61782-AC	126, 127	CT-9946	232
61732-EI-PM	121	61782-BM	126, 127	CT-9947	232
61732-NM	121	61782-CH	126, 127	CT-9948	233
61732-PM	121	61782-DM	126, 127	CT-9949	233
61732-RD	121	61782-NM	126, 127	CT-9950	233
61734	129	61782-PM	126, 127	CT-9951	233
61734-AC	129	6181-IP-BM	125	CT-9952	234
61734-BM	129	61814	122	CT-9953	234
61734-CH	129	61814-AC	122	CT-9954	233
61734-DM	129	61814-BM	122	CT-9955	233
61734-NM	129	61814-CH	122	CT-9956	233
61734-PM	129	61814-DM	122	CT-9957	233
61740	129	61814-EI	122	CT-9958	234
61740-AC	129	61814-EI-AC	122	CT-9959	234
61740-BM	129	61814-EI-BM	122	CT-9962	235
61740-CH	129	61814-EI-CH	122	CT-9963	232
61740-DM	129	61814-EI-DM	122	CT-9964	232
61740-NM	129	61814-EI-NM	122	CT-9967	232
61740-PM	129	61814-EI-PM	122	CT-9968	232
61744	130	61814-IP	125	CT-9971	232
61744-1	128, 130	61814-IP-AC	125	CT-9972	232
61744-1AC	128, 130	61814-IP-CH	125	CT-9975	232
61744-1BM	128, 130	61814-IP-DM	125	CT-9976	232
61744-1CH	128, 130	61814-IP-NM	125	CT-9979	235
61744-1DM	128, 130	61814-IP-PM	125	CT-9980	235
61744-1NM	128, 130	61814-NM	122	CT-9981	232
61744-1PM	128, 130	61814-PM	122	CT-9982	232
61744-AC	130	61882	126, 127	CT-9985	232
61744-BM	130	61882-AC	126, 127	CT-9986	232
61744-CH	130	61882-BM	126, 127	CT-9990	235
61744-DM	130	61882-CH	126, 127	CT-9991	235
61744-NM	130	61882-DM	126, 127	DIP-RLC	67, 120, 152, 181, 199
61744-PM	130	61882-NM	126, 127	EF-23924-4	184
61749	120	61882-PM	126, 127	I-062	238

Reference index

Reference	Page	Reference	Page
I-0622	238	SM59705-CMC	28, 29, 157, 158
I-2302	239	SM59705-NM	28, 29, 157, 158
I-2303	239	SM59705-NMC	28, 29, 157, 158
I-2316	251	SM59724	29, 158
I-262	239	SM59724-AM	28, 29, 157, 158
I-362	238	SM59724-BM	28, 29, 157, 158
I-3622	238	SM59724-CM	28, 29, 157, 158
I-6201	243	SM59724-NM	28, 29, 157, 158
I-6202	243	SM59739	30, 159
I-6202-1	246	SM59739-2	30, 159
I-6203	243	SM59739-2AM	30, 159
I-6203-1	246	SM59739-2BM	30, 159
I-6204	243	SM59739-2CM	30, 159
I-6204-1	246	SM59739-2NM	30, 159
I-6204-2	246	SM59739-AM	30, 159
I-6205	243	SM59739-BM	30, 159
I-6205-1	246	SM59739-CM	30, 159
I-6207	243	SM59739-NM	30, 159
IC-16-EXT	224	SM59740	30, 159
IH-1	223	SM59740-1	30, 159
IH-1-ASTRO-WI	223	SM59740-1AM	30, 159
IH-1-ASTRO-WI/B	223	SM59740-1BM	30, 159
IH-2	223	SM59740-1CM	30, 159
IH-2-ASTRO-WI	223	SM59740-1NM	30, 159
IHA-1-DIA	223	SM59740-AM	30, 159
MI-16	224	SM59740-BM	30, 159
MN5-UNI	225	SM59740-CM	30, 159
MV31	225	SM59740-NM	30, 159
MV54	225	SM59765	29, 158
MV54N	225	SM59765-AM	28, 29, 157, 158
MV55	225	SM59765-AMC	28, 29, 157, 158
MV55N	225	SM59765-BM	28, 29, 157, 158
NX18506	29, 158	SM59765-BMC	28, 29, 157, 158
NX18524	29, 158	SM59765-C	29, 158
NX18565	29, 158	SM59765-CM	28, 29, 157, 158
NX21545	29, 158	SM59765-CMC	28, 29, 157, 158
NX59906	28, 157	SM59765-NM	28, 29, 157, 158
NX59924	28, 157	SM59765-NMC	28, 29, 157, 158
NX59939	30, 159	T-13	250
NX59940	30, 159	T-13-1	247
NX59949	28, 157	T-13-2	247
NX59965	28, 157	T-13-3	247
NXDALI-32	31	T-13-4	247
NXDIM-1	31	T-13-5	247
NXDS-2	31	T-13-6	247
NXIN-4	31	T-13-7	247
NXKF-4	32	T-13-8	247
NXLAN-204	32	T-15	250
NXMB-1	32	T-15-1	248
NXOS-1	31	T-15-2	248
NXPD-1	32	T-15-3	248
NXSB-2	31	T-15-4	248
NXSF-1	32	T-15-5	248
NXWDC-1	32	T-15-6	248
PCP9135-01	163	T-16	250
PCP9135-02	163	T-17	250
PCP9135-10	163	T-17-1	249
PCP9135-12	163	T-17-2	249
RE-0226	251	T-17-3	249
RE-0227	251	T-904	251
RE-0228	251	T-905	251
RE-0229	251	TE-116-UNI	224
RE-116-R	224	TM-116	222
RE-308-R	224	TM-116-UNI	222
RE-316-R	224	TM-116-UNI-M	222
SM-1N	225	TM-308-UNI	222
SM-2	225	TMA-101-UNI	222
SM-3	225	TMA-102-UNI	222
SM59705	29, 158	TME-2H-UNI	222
SM59705-AM	28, 29, 157, 158	TME-2T-UNI	222
SM59705-AMC	28, 29, 157, 158	TMP-3H	118, 150, 180, 198, 222
SM59705-BM	28, 29, 157, 158	TMP-4H	118, 150, 180, 198, 222
SM59705-BMC	28, 29, 157, 158	TX82/BL	163
SM59705-C	29, 158	TX82/GR	163
SM59705-CM	28, 29, 157, 158	TX82/MF	163





[Visit our website](#)

BJC

Fábrica Electrotécnica Josa, SAU
Av. de la Llana, 95
08191 Rubí (Barcelona)
Spain
+34 935 610 500

Sales Administration
900 67 00 77
ventas@bjc.es

Customer Service
935 610 526
sac@bjc.es

Technical Support
900 67 00 68
sat@bjc.es

www.bjc.es

