
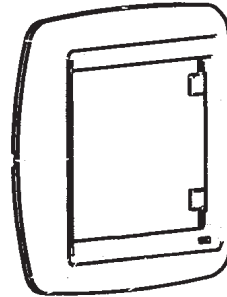

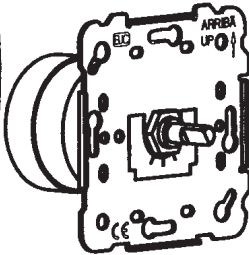
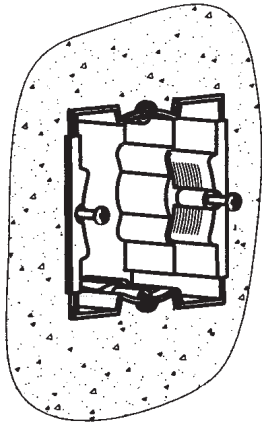


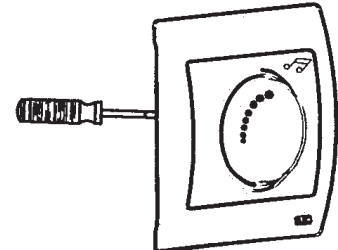
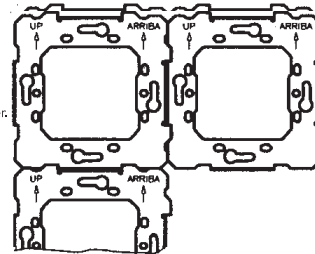
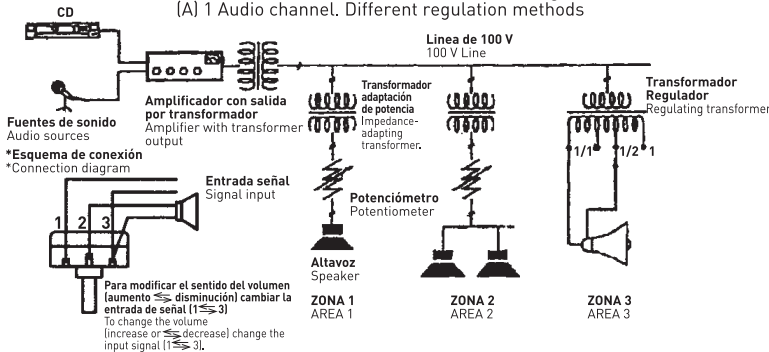
CE Serie **bjc Iris**  
**bjc Rura**

Nº 18560 potenciómetro 3W - 27 OHMIOS / Nº 18562 potenciómetro 5W - 47 OHMIOS / Nº 18564 potenciómetro 5+5W - 47 OHMIOS  
Nº 18560: 3W - 27 OHM potentiometer / Nº 18562: 5W - 47 OHM potentiometer / Nº 18564: 5+5W - 27 OHM potentiometer



Montar tapa y mando a presión.  
Assemble cover and knob by pressing.

[A] 1 Canal de sonido. Distintas formas de regulación  
[A] 1 Audio channel. Different regulation methods



Para desmontar hacer palanca con un destornillador en el punto indicado, para extraer la placa y la tapa.  
Posteriormente sacar el botón con la mano.  
To remove the plate lever with a screwdriver inserted in side mortises for this purpose. Then remove the knob by hand.

\*Los modelos dobles ("tandem") para instalaciones stereo exigen una caja de empotrar de más profundidad.  
\* The dual models ("tandem") for stereo installations, require a deeper embedding box.